

US00D451776B1

(12) **United States Design Patent**
Ping

(10) **Patent No.:** **US D451,776 S**

(45) **Date of Patent:** **** Dec. 11, 2001**

(54) **GROOVE SLIP JOINT PLIER**
(75) Inventor: **Oiu Jian Ping**, Hiangzhou (CN)
(73) Assignee: **Great Neck Saw Manufacturers, Inc.**,
Mineola, NY (US)

(**) Term: **14 Years**

(21) Appl. No.: **29/134,976**

(22) Filed: **Jan. 4, 2001**

(30) **Foreign Application Priority Data**

May 8, 2000 (CN) 00217554.1

(51) **LOC (7) Cl.** **08-05**

(52) **U.S. Cl.** **D8/52**

(58) **Field of Search** D8/14, 25, 39,
D8/51, 52, 54, 55, 56, 60, 105, 58; 81/3.6,
300, 302, 303, 305, 306, 315, 316, 329,
342, 355, 356, 357-360, 381, 382, 385,
386, 393-395, 362, 415, 418-424, 424.5,
426, 426.5, 427, 427.5; D24/143, 153;
7/125-135, 138, 170, 139, 157, 167, 168

(56) **References Cited**

U.S. PATENT DOCUMENTS

D. 343,779 * 2/1994 Imhoff D8/52
D. 398,497 * 9/1998 Gomas D8/52
D. 416,457 * 11/1999 Warner et al. D8/52
1,161,777 11/1915 La Rock .
1,207,064 12/1916 Metcalf .

1,364,600 1/1921 Woods .
1,384,765 7/1921 Knitter .
1,494,015 5/1924 Potschner .
1,508,510 9/1924 Edwards .
1,546,139 7/1925 Leveque .
1,680,956 8/1928 Simonsen .
2,377,612 6/1945 Clark .
2,407,547 9/1946 Gearhart .
2,524,689 10/1950 Westman .
2,905,038 9/1959 Paden .
3,672,245 6/1972 Hoffman .
5,022,290 6/1991 Duffy .
6,026,716 * 2/2000 Orlosky 81/360

* cited by examiner

Primary Examiner—Alan P. Douglas

Assistant Examiner—Clare E. Heflin

(74) *Attorney, Agent, or Firm*—Joseph J. Previto

(57) **CLAIM**

The ornamental design of a groove slip joint plier, as shown and described.

DESCRIPTION

FIG. 1 is a perspective view of my new design.

FIG. 2 is a top view thereof.

FIG. 3 is a front view thereof.

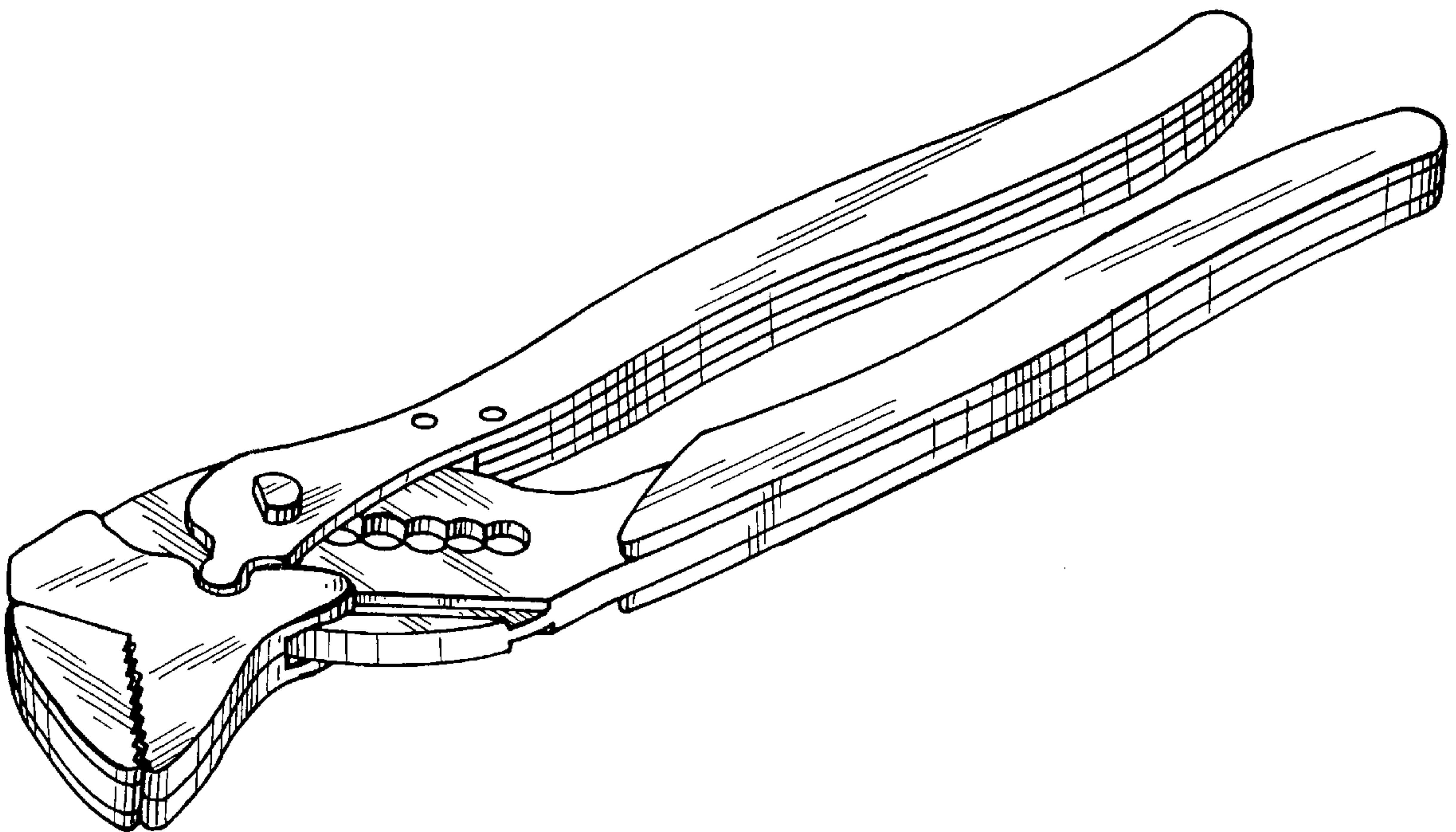
FIG. 4. is a side view thereof.

FIG. 5 is a rear view thereof.

FIG. 6 is another side view thereof; and,

FIG. 7 is a bottom view thereof.

1 Claim, 3 Drawing Sheets



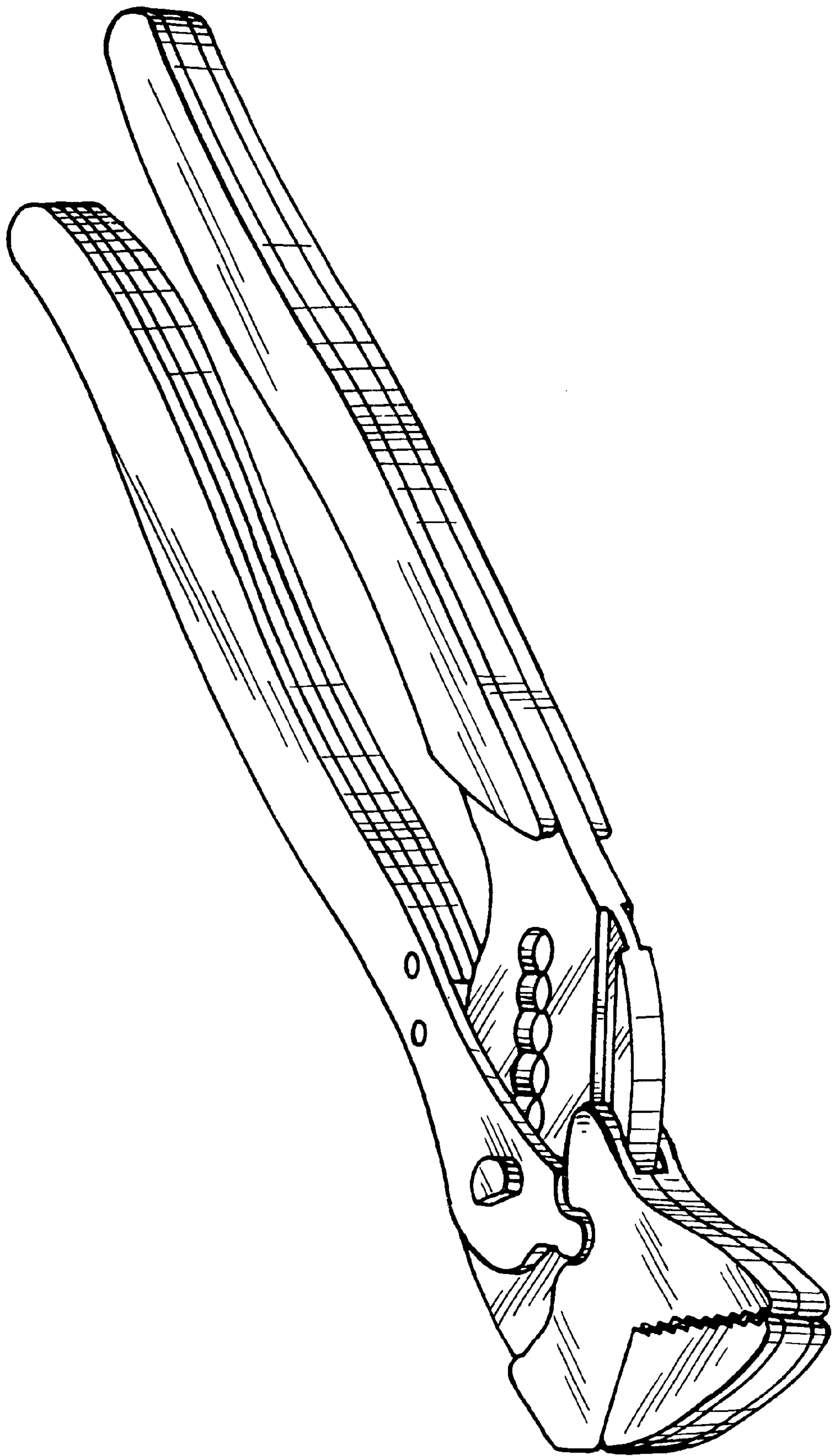


FIG.1

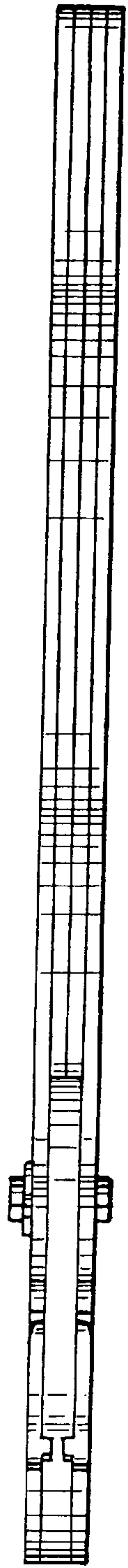


FIG. 2

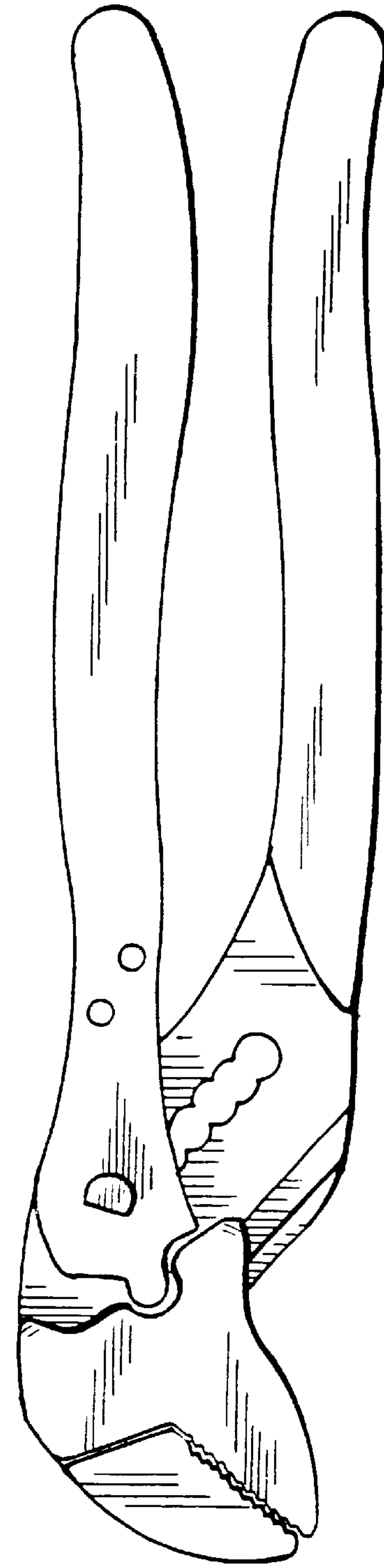


FIG. 4

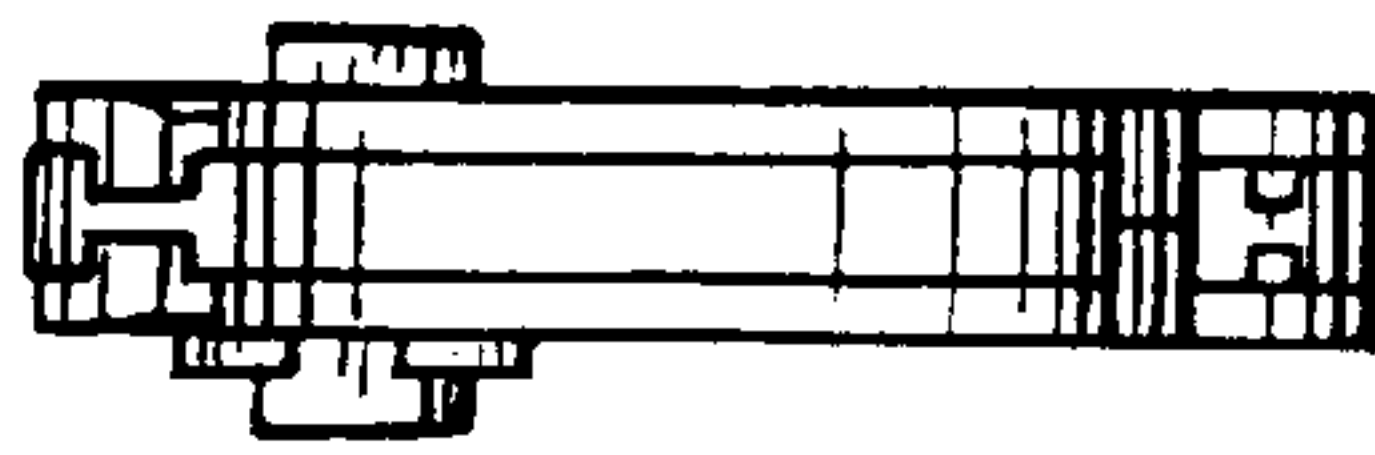


FIG. 3



FIG. 5

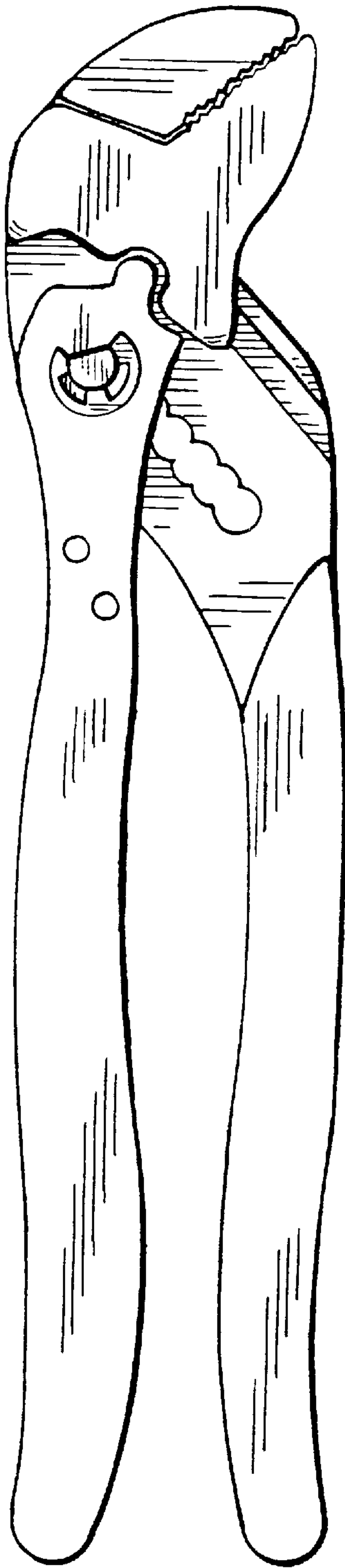


FIG. 6

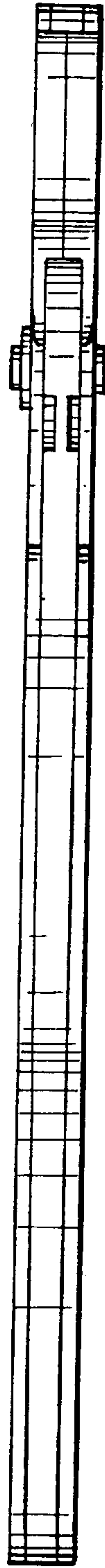


FIG. 7