



US00D451772B1

(12) **United States Design Patent**
Tseng

(10) **Patent No.:** **US D451,772 S**

(45) **Date of Patent:** **** Dec. 11, 2001**

(54) **PEELER**

3,621,899 * 11/1971 Hula 30/280

(76) Inventor: **Shu-Hua Tseng**, No.60, Long Men St.,
Tsao Chiao Hsiang, Miao Li Hsien
(TW)

* cited by examiner

Primary Examiner—Terry A. Wallace

(74) *Attorney, Agent, or Firm*—Jacobson Holman, PLLC

(**) Term: **14 Years**

(57) **CLAIM**

(21) Appl. No.: **29/133,968**

The ornamental design for a peeler, as shown and described.

(22) Filed: **Dec. 13, 2000**

DESCRIPTION

(51) **LOC (7) Cl.** **07-04**

FIG. 1 is a perspective view of a peeler showing my new design;

(52) **U.S. Cl.** **D7/695**

FIG. 2 is a front elevation view thereof;

(58) **Field of Search** D7/693, 695, 401.2,
D7/395; 30/113.3, 123.5, 123.7, 279.4,
279.6, 280

FIG. 3 is a rear elevation view thereof;

FIG. 4 is a left side elevation view thereof;

FIG. 5 is a right side elevation view thereof;

FIG. 6 is a top plan view thereof; and,

FIG. 7 is a bottom plan view thereof.


(56) **References Cited**

U.S. PATENT DOCUMENTS

D. 265,163 * 6/1982 Steiner D7/695

D. 332,034 * 12/1992 Viemeister D7/695

1 Claim, 2 Drawing Sheets






Fig.1




Fig.6

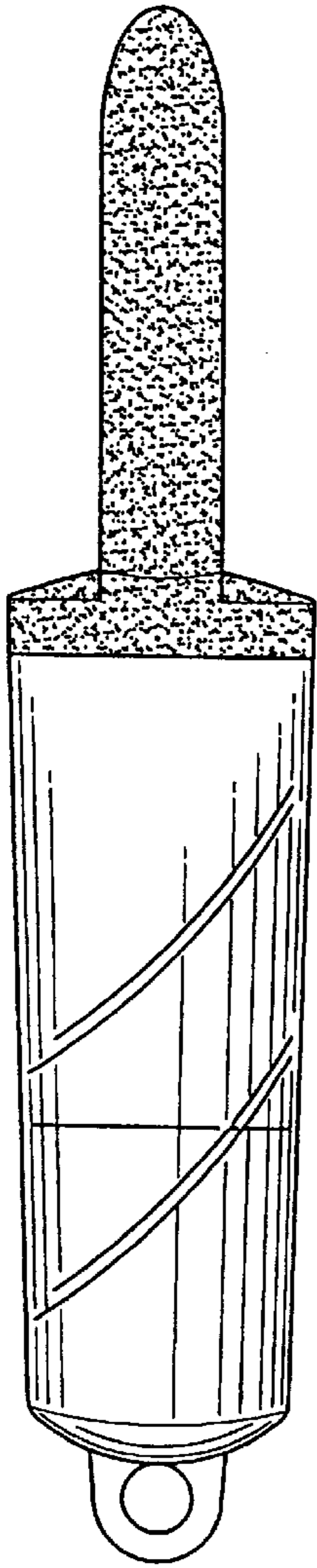


Fig.3

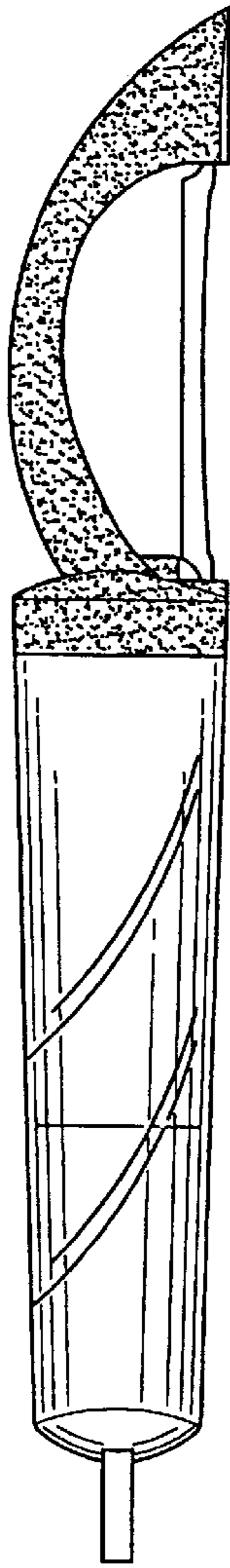


Fig.4

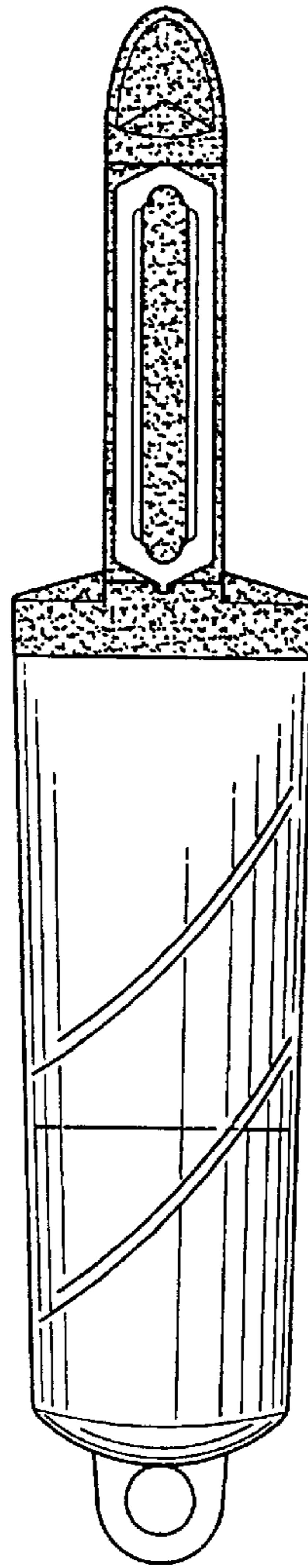


Fig.2

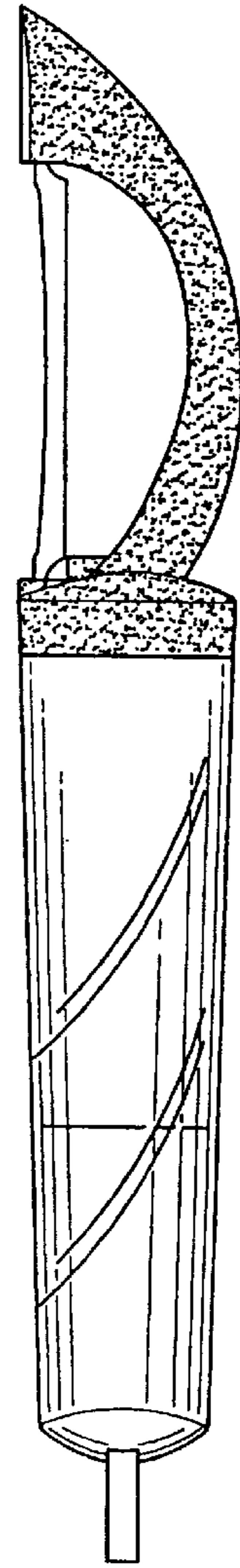


Fig.5

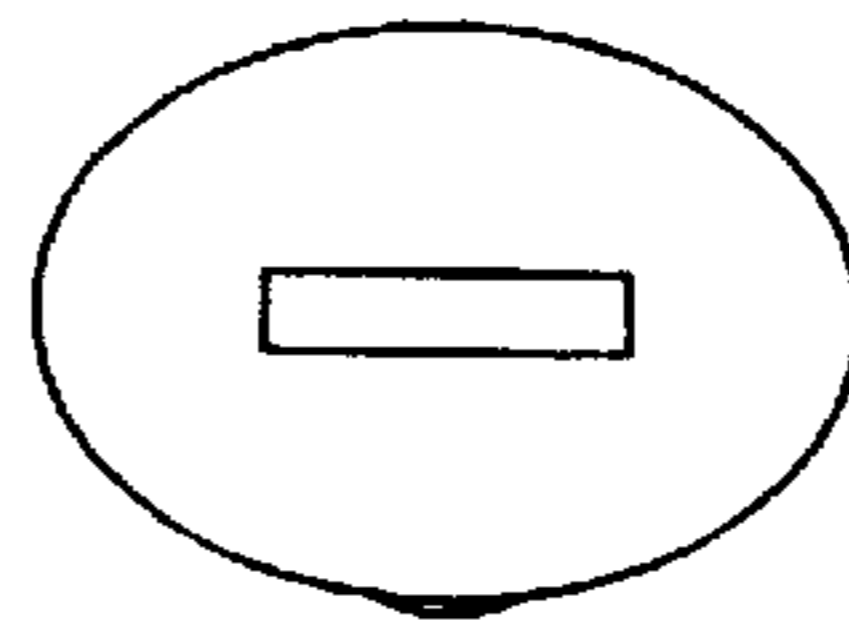


Fig.7