



US00D451771B1

(12) **United States Design Patent**
Sanoner

(10) **Patent No.:** **US D451,771 S**

(45) **Date of Patent:** **** Dec. 11, 2001**

(54) **FORK**

(75) **Inventor:** **Hughes Marie Sanoner**, Discovery Bay (HK)

(73) **Assignee:** **Solar Wide Industrial Ltd.**, Tsuen Wan (HK)

(**) **Term:** **14 Years**

(21) **Appl. No.:** **29/135,737**

(22) **Filed:** **Jan. 19, 2001**

(51) **LOC (7) Cl.** **07-02**

(52) **U.S. Cl.** **D7/683**

(58) **Field of Search** D7/653, 683; D10/53, D10/57; 30/142, 129, 147, 150, 322, 323; 294/55.5, 61; 374/141, 155, 208-310

(56) **References Cited**

U.S. PATENT DOCUMENTS

D. 228,337 * 9/1973 Maynard D7/683

D. 405,705 * 2/1999 Norcross D10/57
1,661,595 * 3/1928 Bowen D7/683 X
3,552,210 * 1/1971 Wright, Jr. 374/155

* cited by examiner

Primary Examiner—Terry A. Wallace

(74) *Attorney, Agent, or Firm*—Leydig, Voit & Mayer, Ltd.

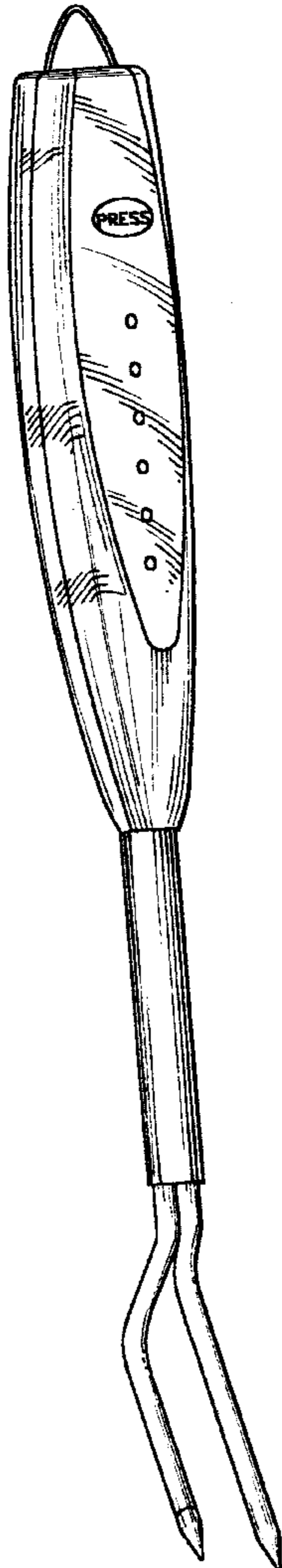
(57) **CLAIM**

The ornamental design for a fork, as shown and described.

DESCRIPTION

FIG. 1 is a front and left side perspective view of a fork showing my new design;
FIG. 2 is a front elevational view thereof;
FIG. 3 is a rear elevational view thereof;
FIG. 4 is a right side elevational view thereof;
FIG. 5 is a left side elevational view thereof;
FIG. 6 is a top end elevational view thereof; and,
FIG. 7 is a bottom end elevational view thereof.

1 Claim, 3 Drawing Sheets



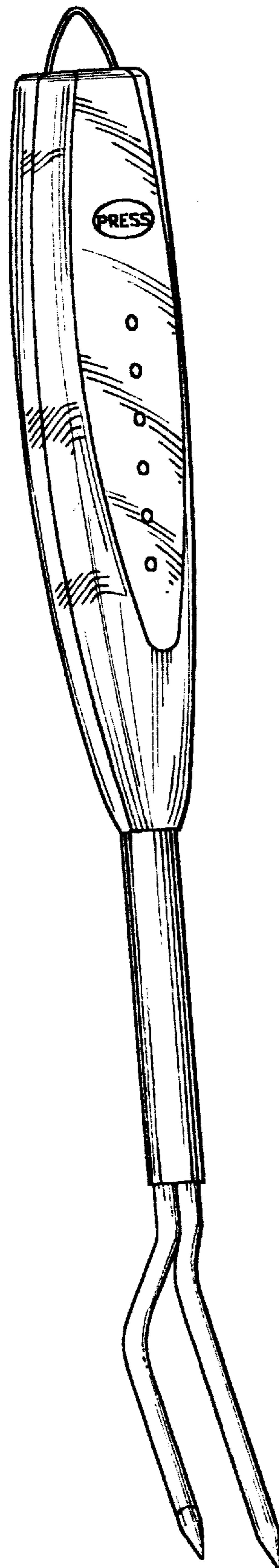


FIG. 1

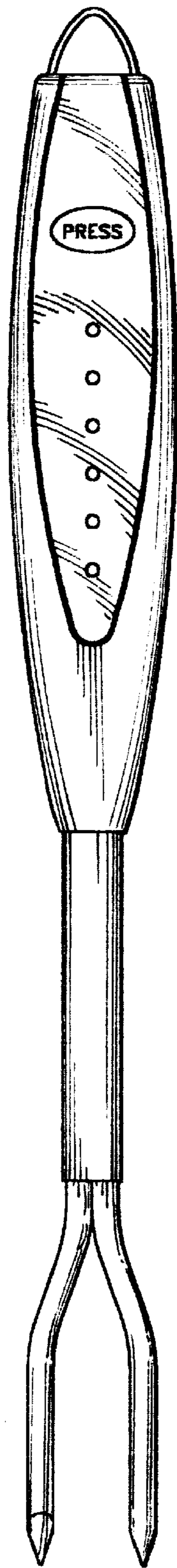


FIG. 2

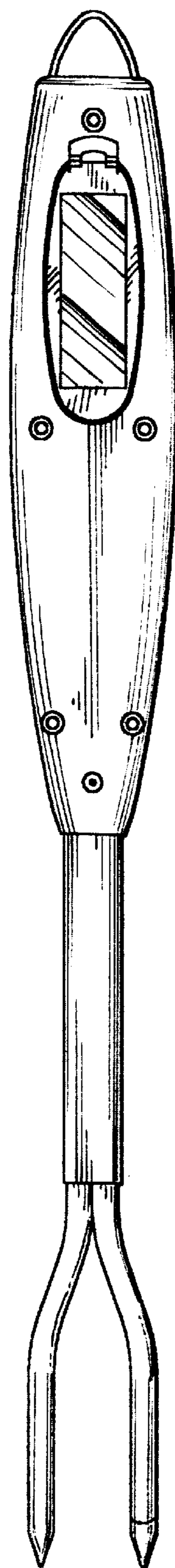


FIG. 3

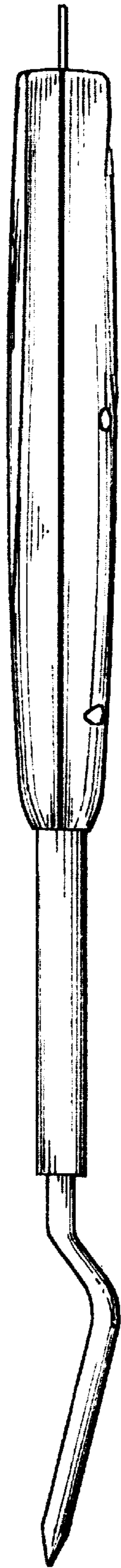


FIG. 4

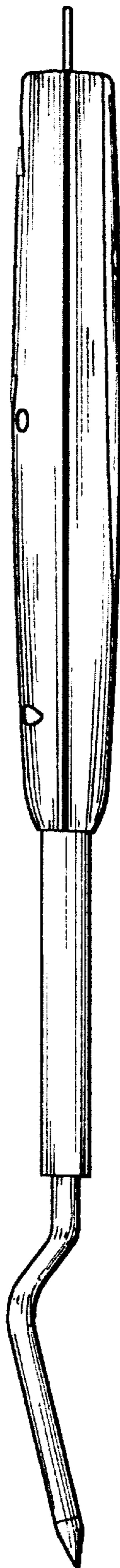


FIG. 5



FIG. 6



FIG. 7