



US00D451769B1

(12) **United States Design Patent**
Stanos et al.

(10) **Patent No.:** **US D451,769 S**

(45) **Date of Patent:** **** Dec. 11, 2001**

(54) **DIVIDED CONTAINER**
(75) Inventors: **Lawrence C. Stanos**, Midland; **Donald E. Hodge**, Clare; **Peter T. Evers, Jr.**, Sanford, all of MI (US)

(73) Assignee: **S. C. Johnson Home Storage, Inc.**, Racine, WI (US)

(**) Term: **14 Years**

(21) Appl. No.: **29/133,101**

(22) Filed: **Nov. 22, 2000**

(51) **LOC (7) Cl.** **07-07**

(52) **U.S. Cl.** **D7/629**

(58) **Field of Search** D7/601, 602, 629, D7/538-549; D9/341, 347, 415, 418, 423-425, 432; 206/518, 557, 558, 561, 564; 220/23.8, 23.2, 23.83, 23.4, 662, 675, 780-783, 792-799, 805

(56) **References Cited**

U.S. PATENT DOCUMENTS

D. 283,666	5/1986	Holzkopf .	
D. 284,727	7/1986	Gerber .	
D. 305,409	1/1990	Michaud et al. .	
D. 352,203	11/1994	Campbell et al. .	
D. 372,170	7/1996	Ahern, Jr. .	
D. 376,295	12/1996	Ahern, Jr. et al. .	
D. 376,953	* 12/1996	Dunn	D7/549
D. 386,075	11/1997	Hayes et al. .	
D. 387,272	12/1997	Lippincott et al. .	
D. 390,109	2/1998	Tucker et al. .	
D. 395,003	* 6/1998	Daniels	D9/347
D. 411,741	6/1999	Wilson et al. .	
D. 417,785	12/1999	Daniels .	
3,424,342	* 1/1969	Scopp et al.	220/793
3,522,877	8/1970	Phillips, Jr. .	

3,532,247	10/1970	Bridges .	
3,601,277	8/1971	Andrews .	
3,656,681	4/1972	Goings .	
3,935,952	2/1976	Schubert et al. .	
4,026,457	5/1977	Schubert et al. .	
4,328,254	5/1982	Waldburger .	
4,653,685	3/1987	Leary et al. .	
5,377,860	1/1995	Littlejohn et al. .	
5,381,901	1/1995	Hundley .	
5,421,459	6/1995	Mazzotti .	
5,624,051	4/1997	Ahern, Jr. et al. .	
5,747,084	* 5/1998	Cochran et al.	206/564

OTHER PUBLICATIONS

Photograph of GladWare container (no date).

* cited by examiner

Primary Examiner—Terry A. Wallace

(57) **CLAIM**

The ornamental design for the divided container, as shown and described.

DESCRIPTION

FIG. 1 is a ¾ exploded perspective view from above and to one side of divided container showing the new design.

FIG. 2 is a ¾ perspective view from above and to one side of divided container showing the new design.

FIG. 3 is a top plan view of the divided container of FIG. 1.

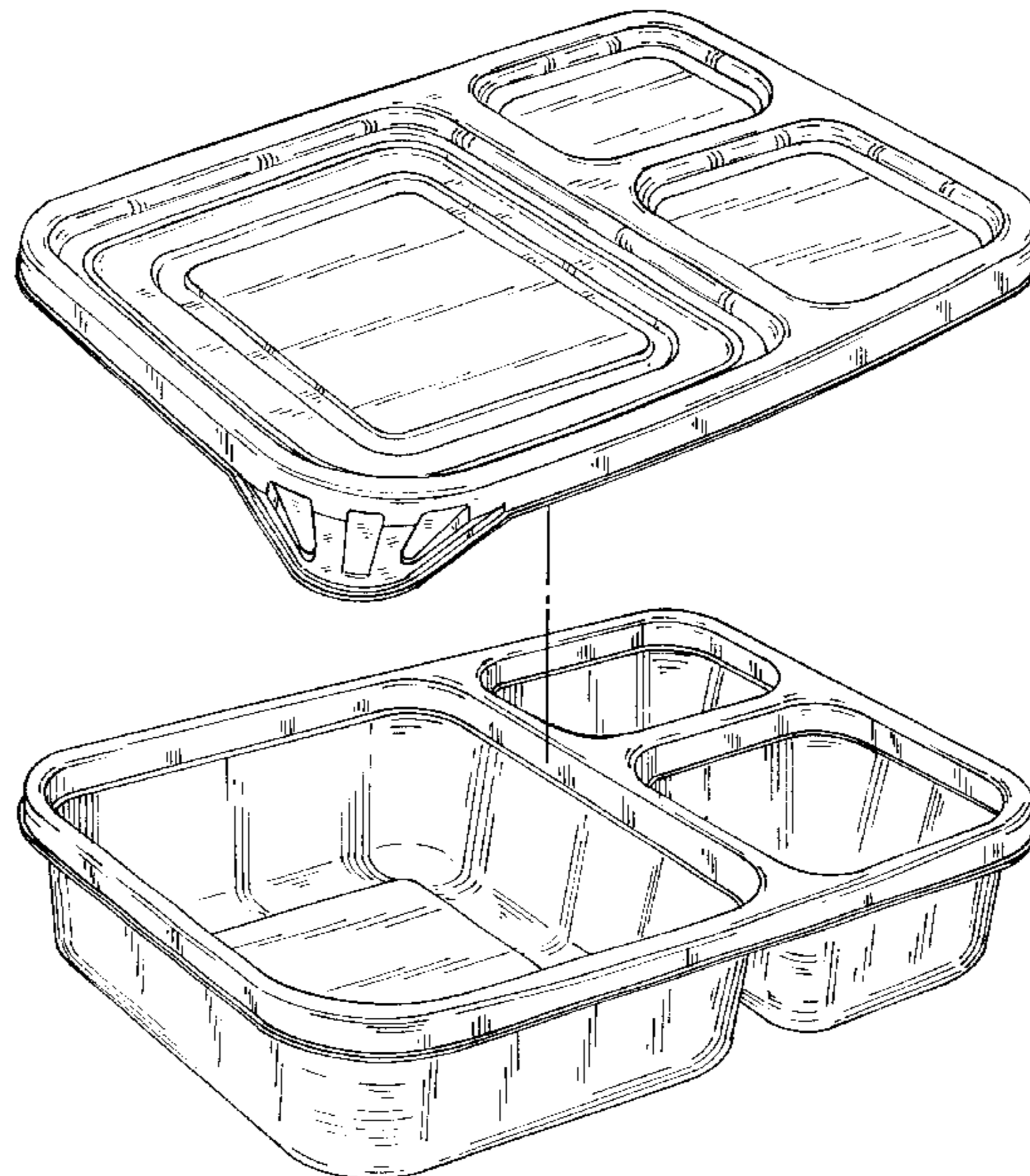
FIG. 4 is a bottom plan view of the divided container of FIG. 1.

FIG. 5 is a left side view of the divided container of FIG. 1.

FIG. 6 is a right side view of the divided container of FIG. 1.

FIG. 7 is a front view of the divided container of FIG. 1; and, FIG. 8 is a back view of the divided container of FIG. 1.

1 Claim, 5 Drawing Sheets



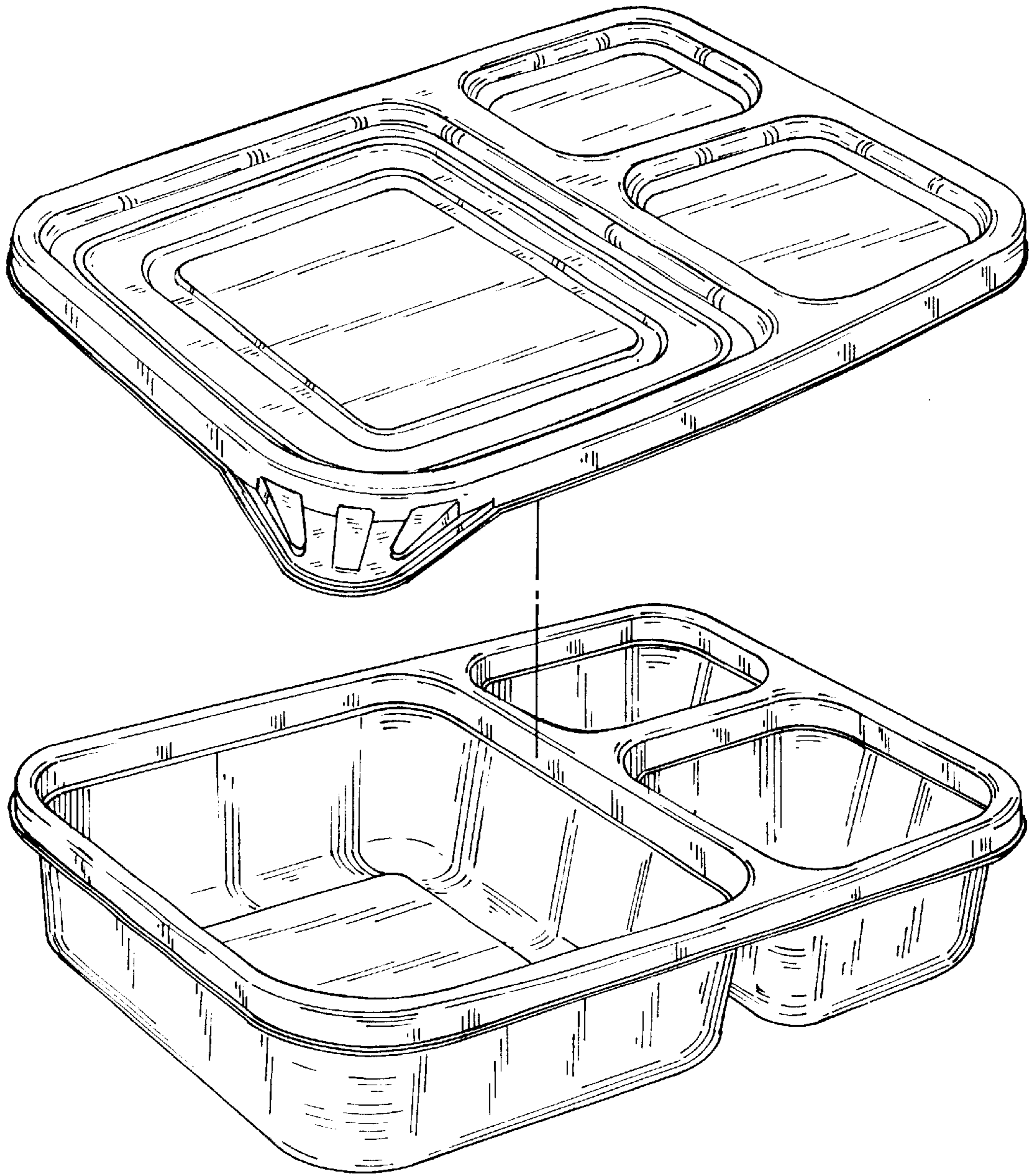


FIG. 1

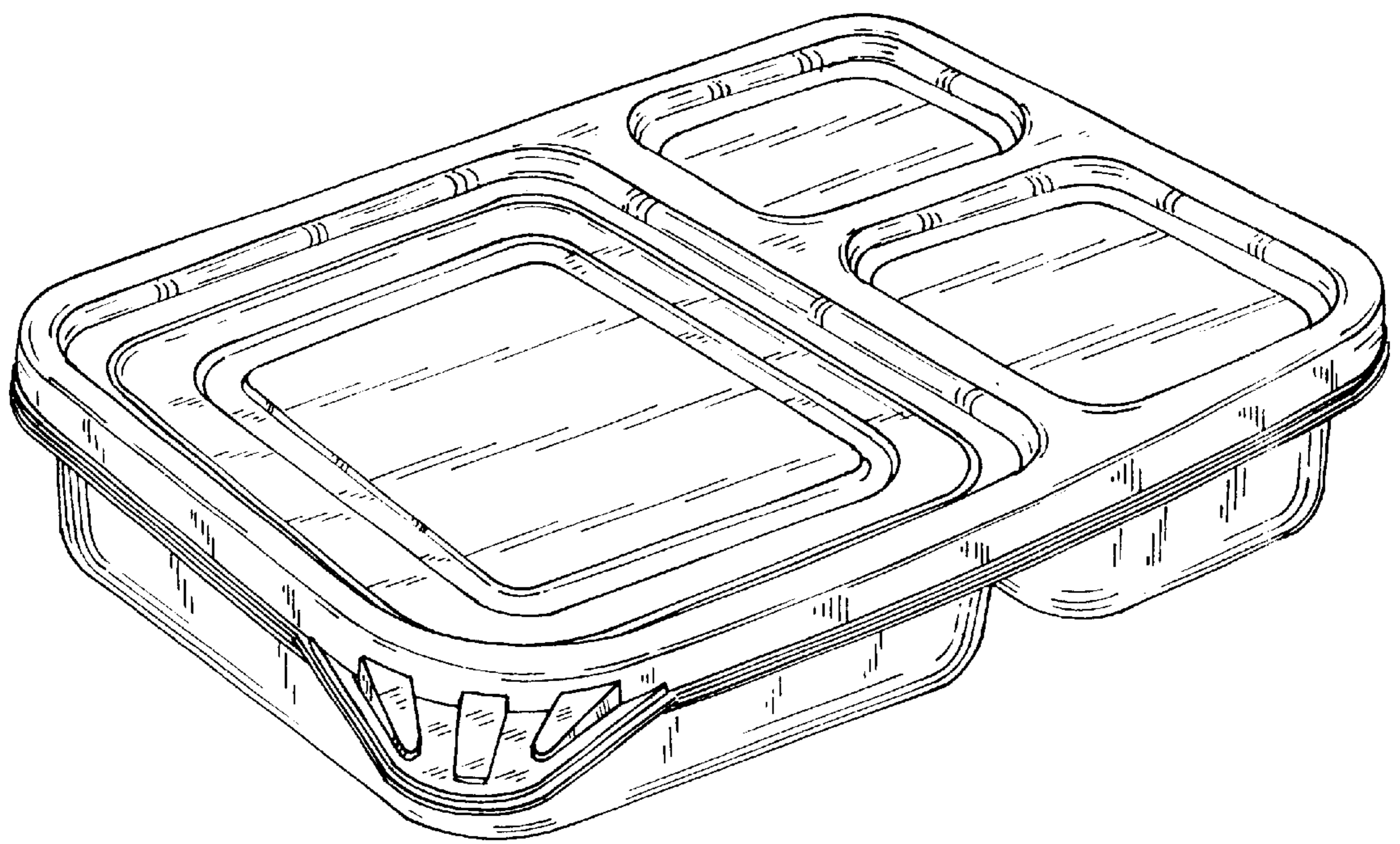
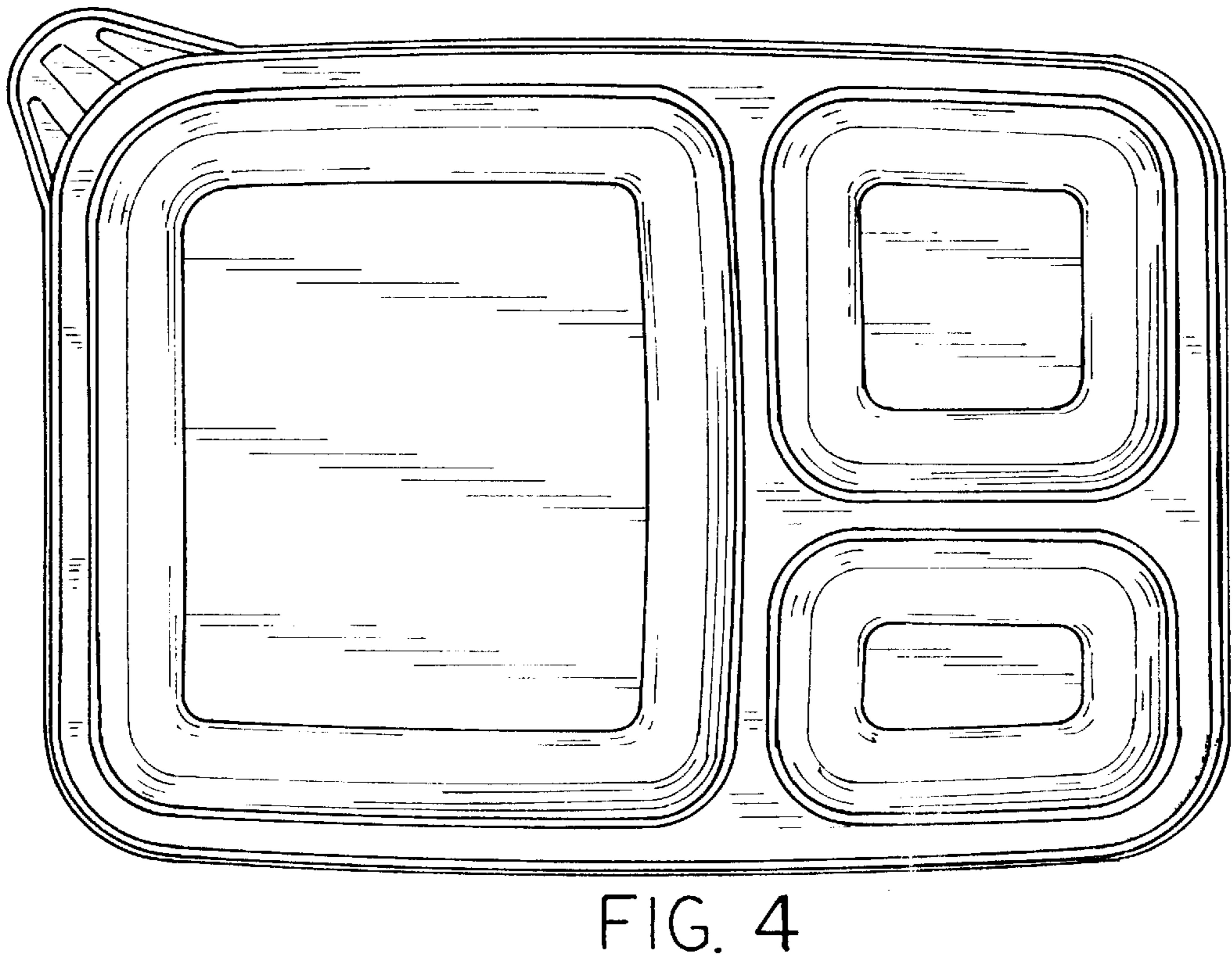
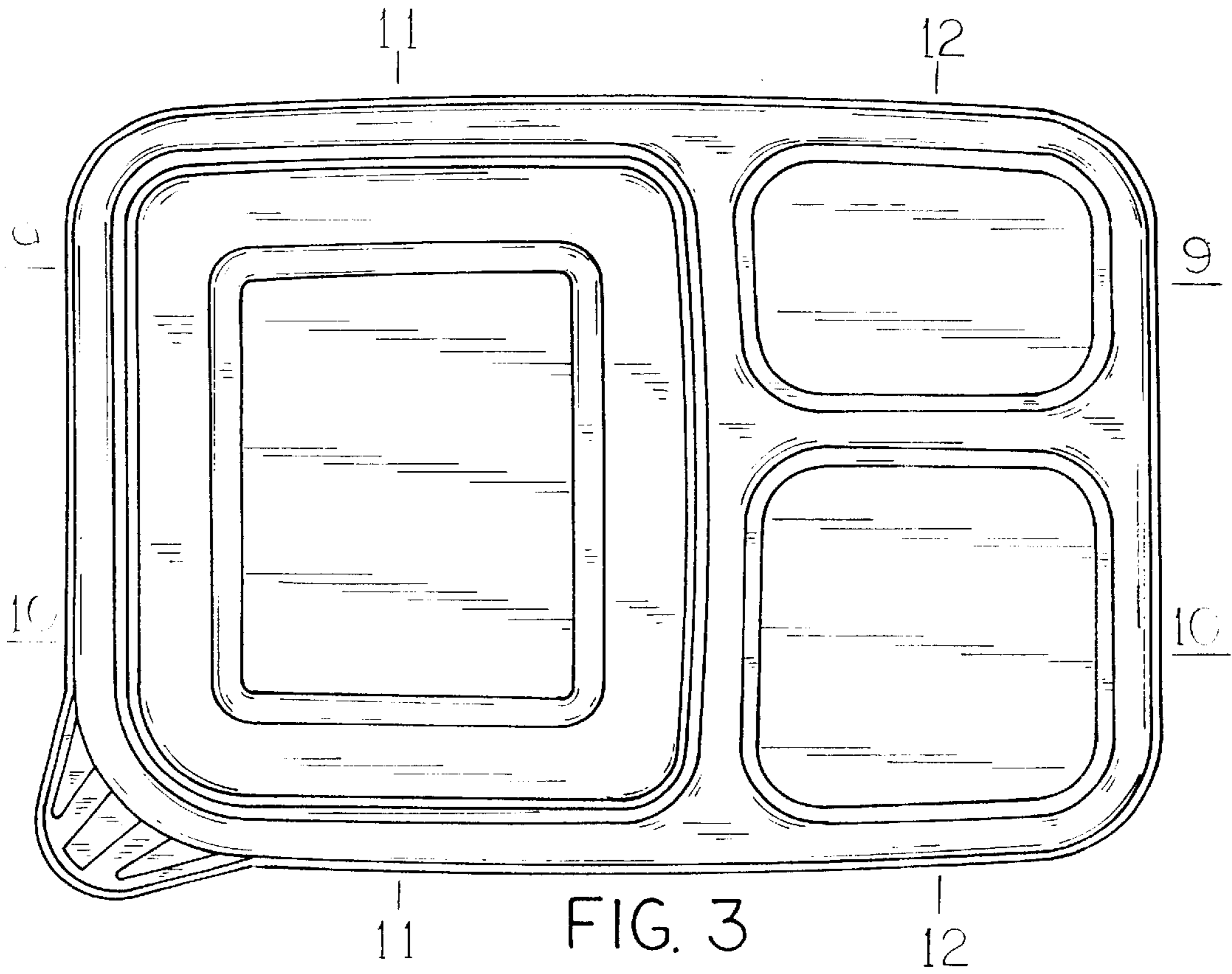


FIG. 2



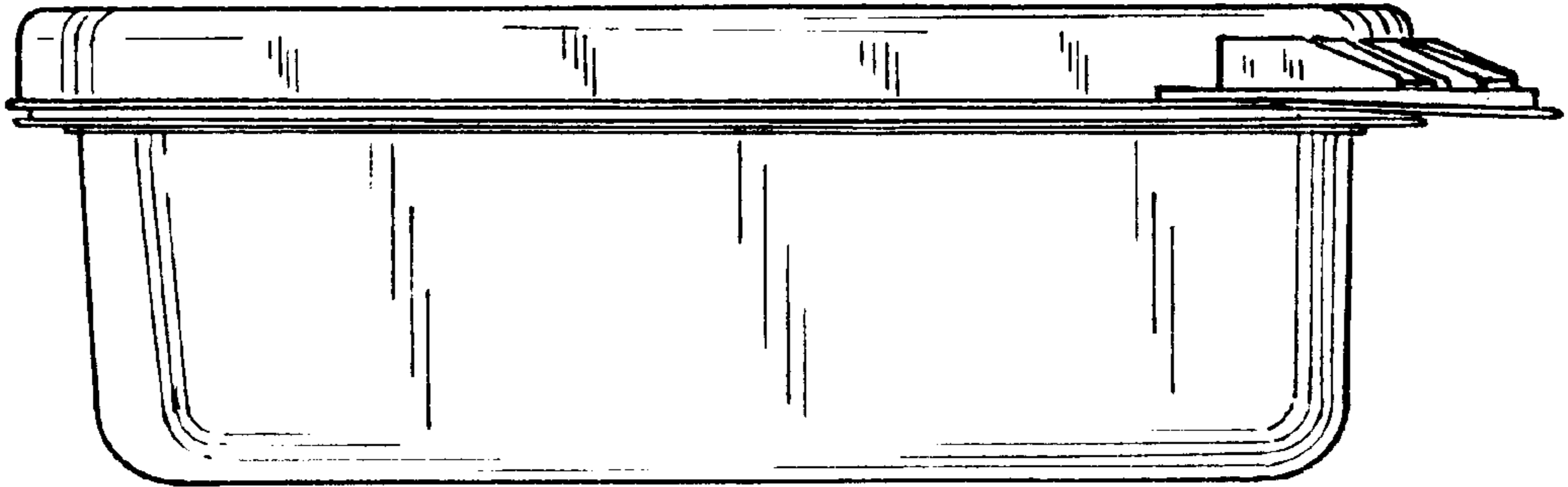


FIG. 5

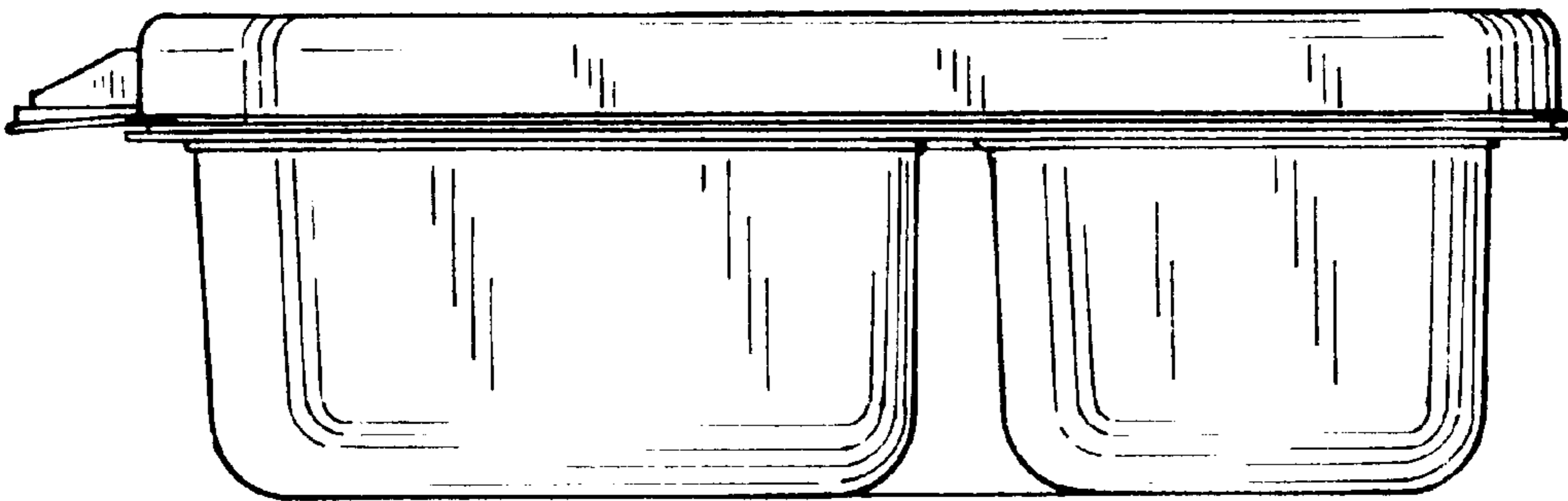


FIG. 6

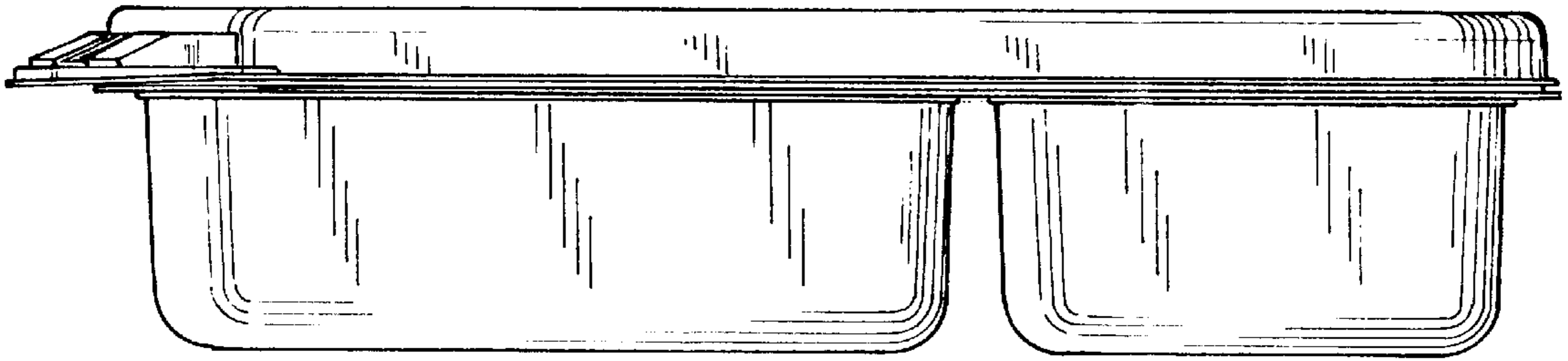


FIG. 7

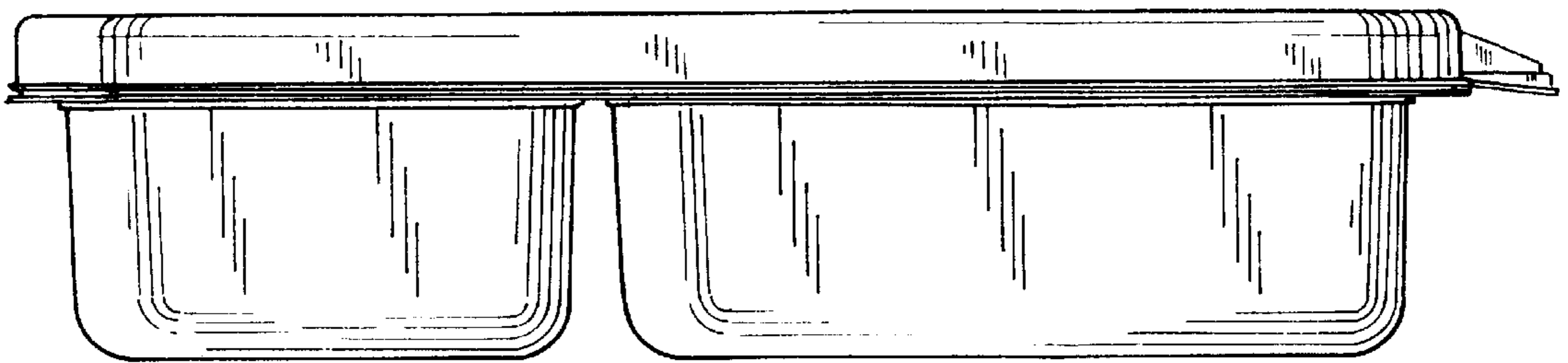


FIG. 8