



US00D451762B1

(12) **United States Design Patent**
Tessmer

(10) **Patent No.:** **US D451,762 S**

(45) **Date of Patent:** **** Dec. 11, 2001**

(54) **DRINKING MUG**

4,917,251 * 4/1990 Favre 215/371

(75) Inventor: **Bruce T. Tessmer**, Richland Center, WI (US)

OTHER PUBLICATIONS

Photocopy of pictures of cup which has apparently been on the market in the United States prior to the filing date of this application.

(73) Assignee: **S&S Cycle, Inc.**, Viola, WI (US)

* cited by examiner

(**) Term: **14 Years**

Primary Examiner—M. N. Pandozzi

(21) Appl. No.: **29/128,479**

(74) *Attorney, Agent, or Firm*—Foley & Lardner

(22) Filed: **Aug. 25, 2000**

(57) **CLAIM**

(51) **LOC (7) Cl.** **07-01**

The ornamental design for the drinking mug, as shown and described.

(52) **U.S. Cl.** **D7/536; D7/533; D7/514**

(58) **Field of Search** **D7/536, 533; 220/710.5, 220/703, 606, 719, 713, 737; 215/396, 371**

DESCRIPTION

(56) **References Cited**

U.S. PATENT DOCUMENTS

D. 100,850	*	8/1936	Cowan	D7/536
D. 222,732	*	12/1971	Howard	D7/536
D. 318,980	*	8/1991	Unger	D7/536
D. 426,750	*	6/2000	Madden-Askew	D7/536
D. 427,489	*	7/2000	Henry	D7/536
D. 432,359	*	10/2000	Madden-Askew	D7/536
D. 442,829	*	5/2001	Trombly	D7/536
D. 447,005	*	8/2001	Trombly	D7/536

FIG. 1 is a perspective view of a drinking mug showing my new design.

FIG. 2 is a back view thereof.

FIG. 3 is a front view thereof.

FIG. 4 is a side view thereof taken from the left side of FIG. 3.

FIG. 5 is a side view thereof taken from the right side of FIG. 3.

FIG. 6 is a top view thereof; and,

FIG. 7 is a bottom view thereof.

1 Claim, 4 Drawing Sheets






FIG. 1

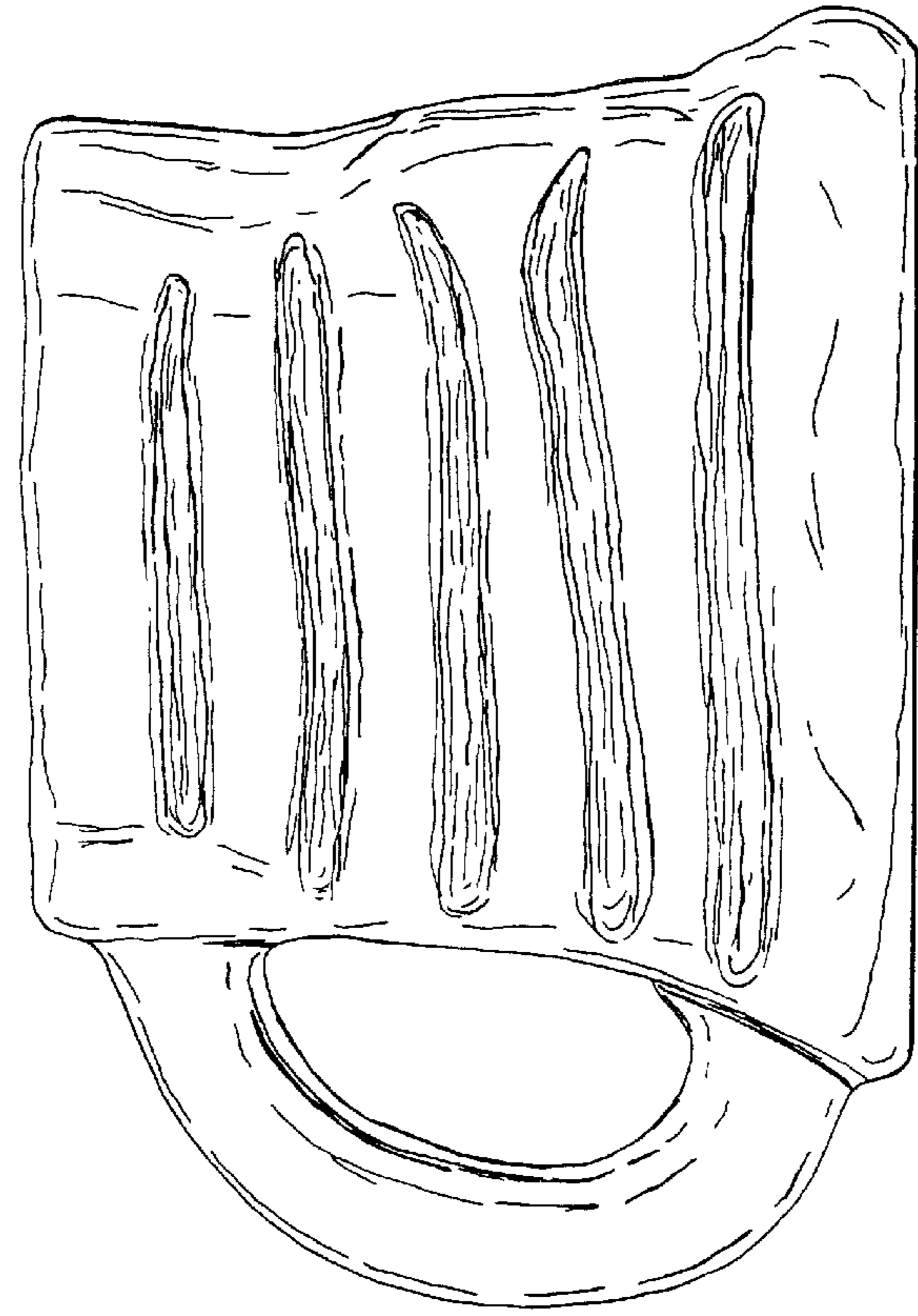


FIG. 3




FIG. 2

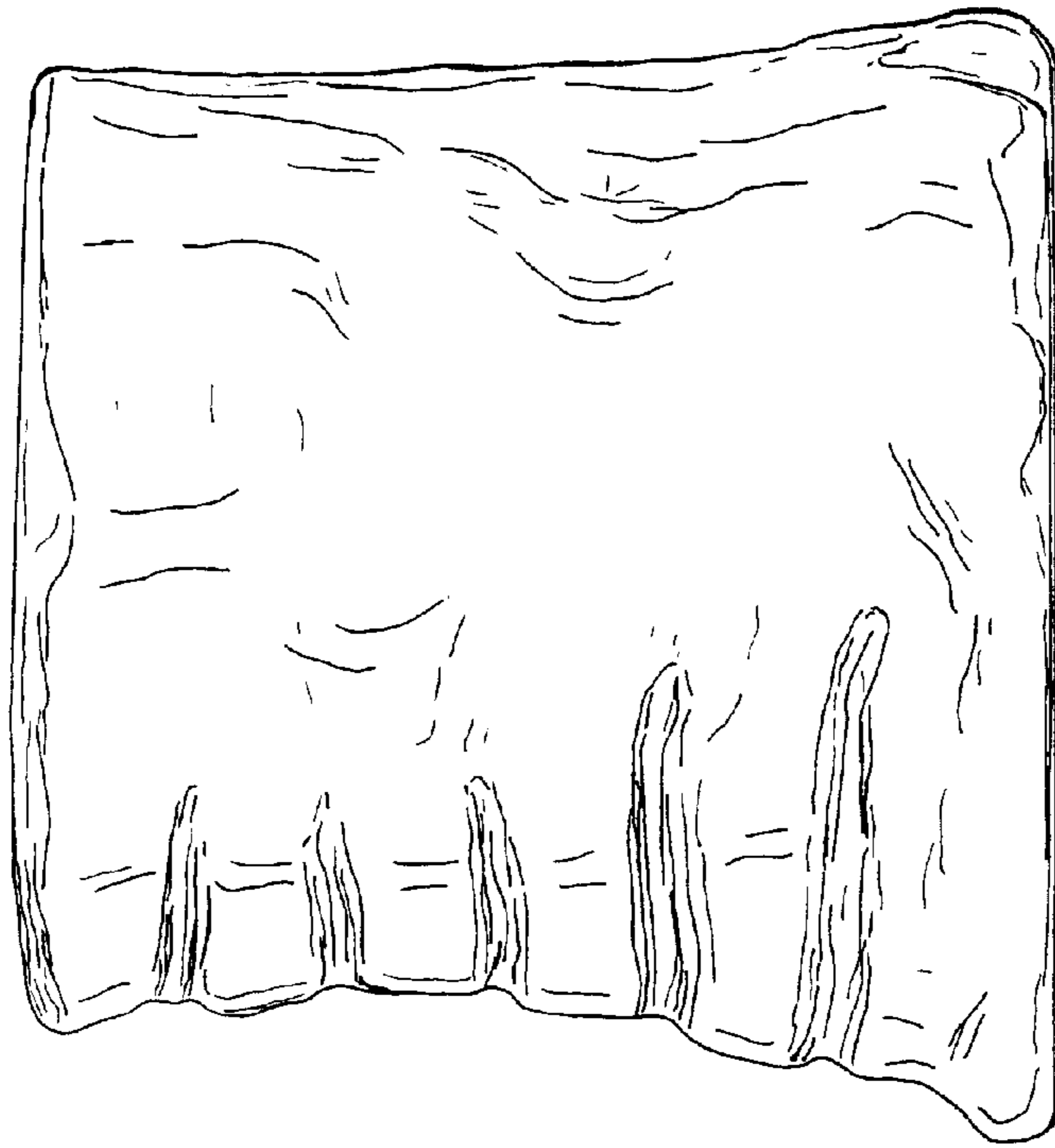


FIG. 5




FIG. 4

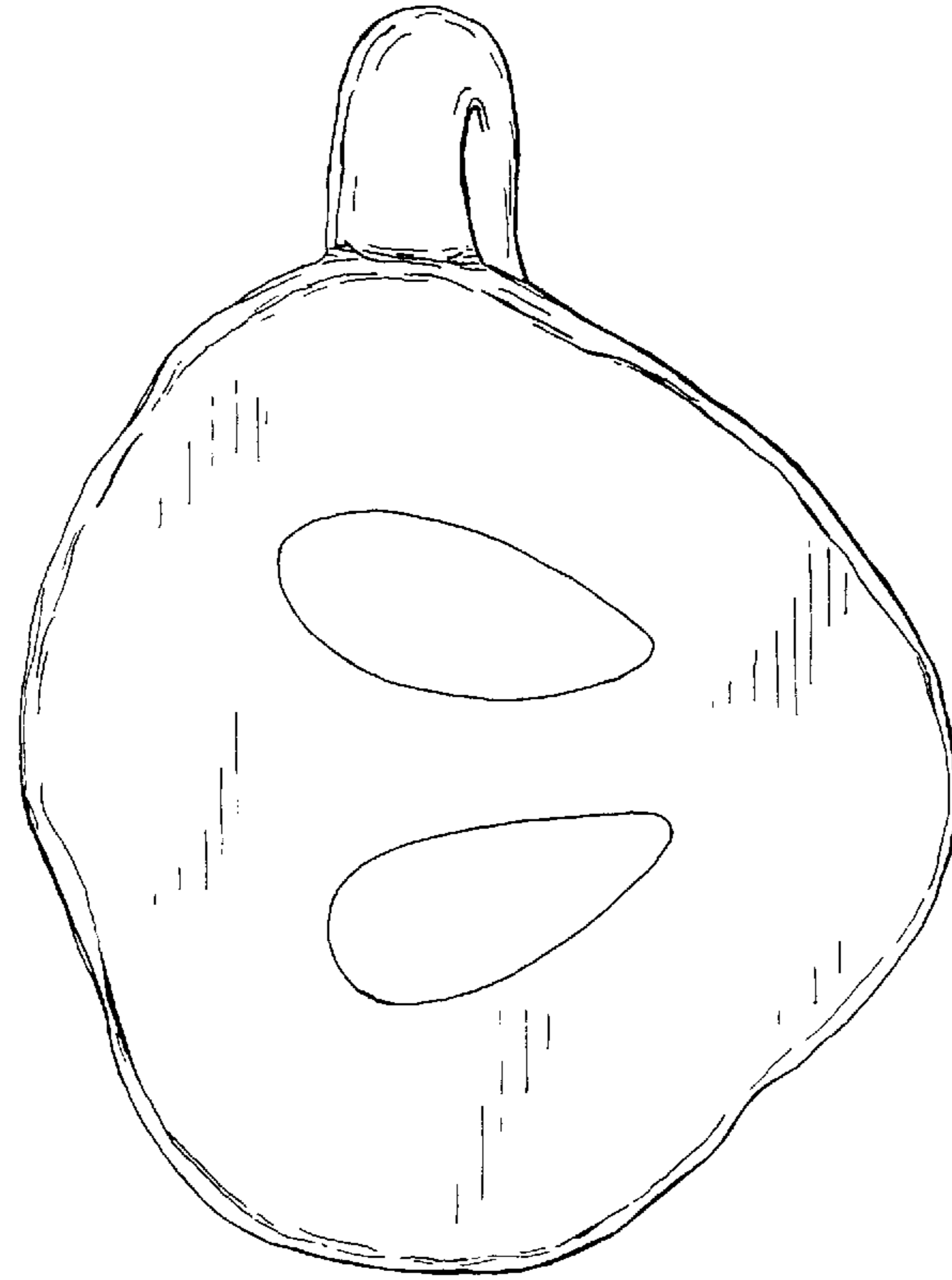


FIG. 7

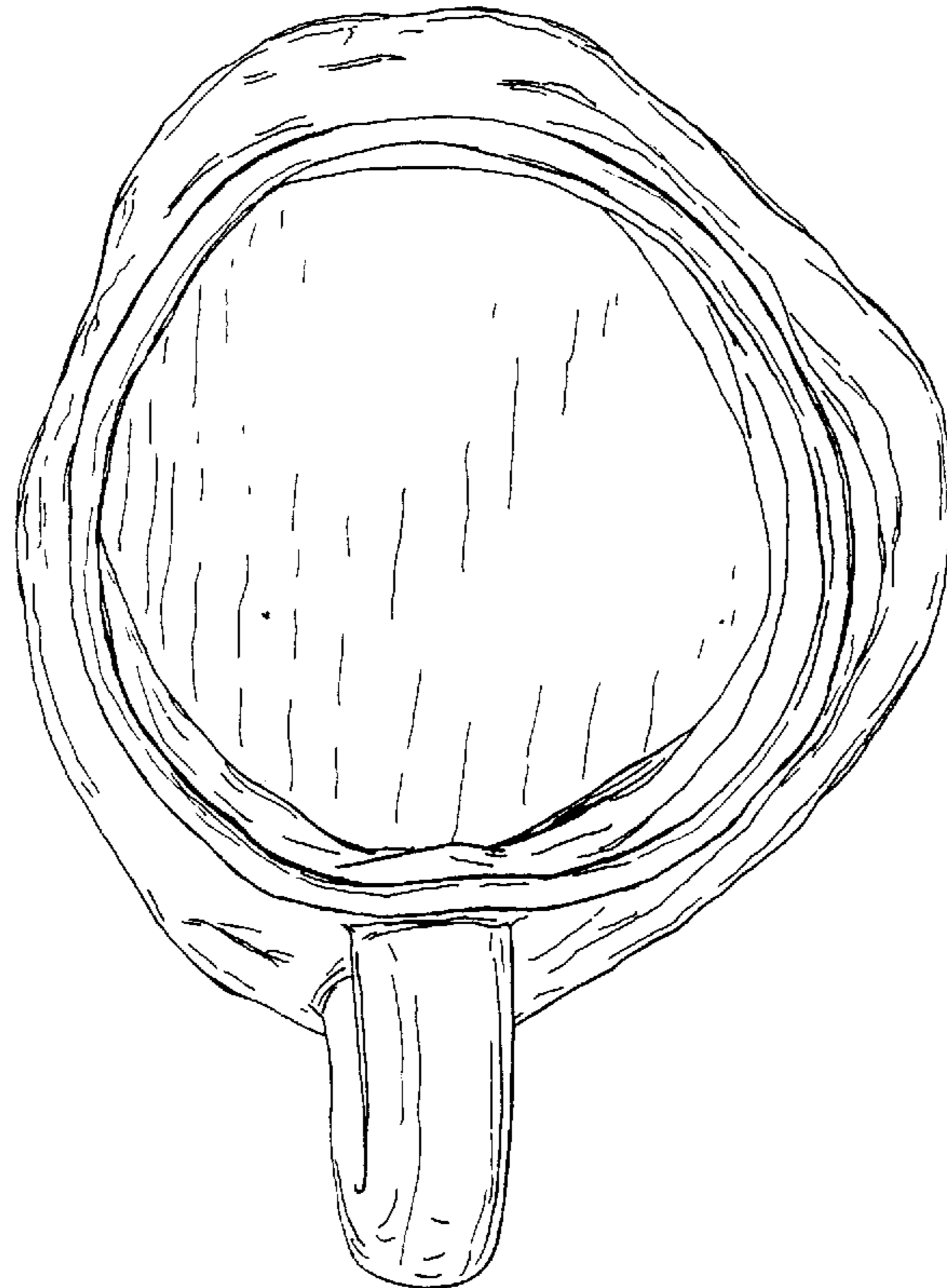


FIG. 6