



US00D451702B1

(12) **United States Design Patent** (10) **Patent No.:** **US D451,702 S**
Wistehuff, Sr. (45) **Date of Patent:** **** Dec. 11, 2001**

(54) **ARMOIRE**

(76) Inventor: **Daniel David Wistehuff, Sr.**, 2707 S. Turner Grove Dr., Greensboro, NC (US) 27455

(**) Term: **14 Years**

(21) Appl. No.: **29/139,359**

(22) Filed: **Mar. 29, 2001**

(51) **LOC (7) Cl.** **06-04**

(52) **U.S. Cl.** **D6/446**

(58) **Field of Search** D6/432-448, 470; 312/114, 138.1, 204, 224

(56) **References Cited**

U.S. PATENT DOCUMENTS

D. 227,840	*	7/1973	Adkinson	D6/434
D. 390,042		2/1998	Walters, III et al.	D6/434
D. 390,045		2/1998	Walters, III et al.	D6/439
D. 423,819	*	5/2000	Estape et al.	D6/446
D. 430,429		9/2000	Walters, III et al.	D6/446

OTHER PUBLICATIONS

Photograph of Armoire, date unknown.
Photograph of Armoire, date unknown.
Photograph of Entertainment Center, American Expressions Collection, Thomasville Furniture Industries, Inc., 2001.

Armoire, Carlton Hall Collection brochure, Thomasville Furniture Industries, Inc., p. 12, 1996.

Ethan Allen Treasury, Carved Armoire, p. 326, 1998.*

Ethan Allen Treasury, Armoire, p. 321, 1998.*

Furniture Today, Avignon Armoire, p. 58, Oct. 4, 1999.*

Furniture Today, Armoire, p. 14 of Advertising Section, Nov. 27, 2000.*

* cited by examiner

Primary Examiner—Cathron C. Brooks

(74) *Attorney, Agent, or Firm*—Womble Carlyle Sandridge & Rice, PLLC

(57) **CLAIM**

The ornamental design for an armoire, as shown and described.

DESCRIPTION


FIG. 1 is a left front perspective view of an armoire showing my new design;

FIG. 2 is a side elevational view, the opposite side being a mirror image thereof; and,

FIG. 3 is a front elevational view thereof.

The dashed lines represent environmental elements only and form no part of the claimed design.

1 Claim, 3 Drawing Sheets






FIG. 1

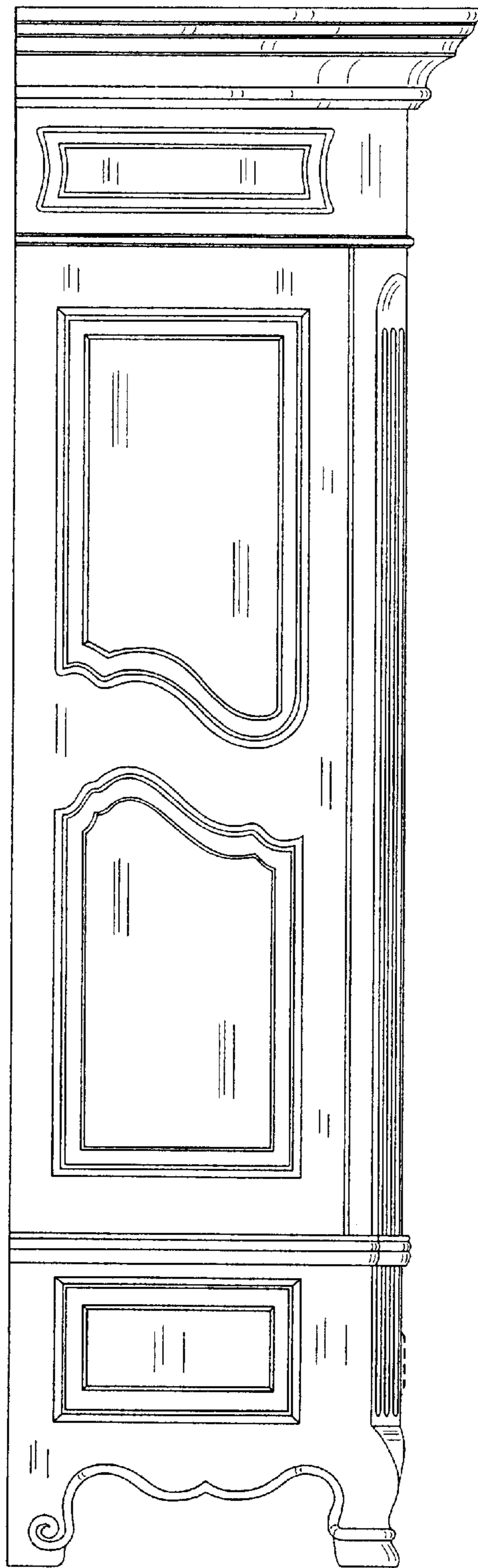


FIG. 2




FIG. 3