



US00D451688B1

(12) **United States Design Patent**
Cramer

(10) **Patent No.:** **US D451,688 S**

(45) **Date of Patent:** **** Dec. 11, 2001**

(54) **SIDE CHAIR WITH CLOSED SIDES**

(76) Inventor: **E. Daniel Cramer**, 244 Janalyn Ct.,
Golden Valley, MN (US) 55416

(**) Term: **14 Years**

(21) Appl. No.: **29/144,152**

(22) Filed: **Jun. 27, 2001**

Related U.S. Application Data

(62) Division of application No. 29/124,724, filed on Jun. 9,
2000, now Pat. No. Des. 446,959.

(51) **LOC (7) Cl.** **06-01**

(52) **U.S. Cl.** **D6/334**

(58) **Field of Search** D6/334, 335, 374,
D6/375, 379, 500, 501, 502; 297/445.1,
446.1

(56) **References Cited**

U.S. PATENT DOCUMENTS

D. 314,475	*	2/1991	Binfare'	D6/379
D. 317,682	*	6/1991	Giorgetti	D6/379
D. 317,683	*	6/1991	Giorgetti	D6/379
D. 318,188	*	7/1991	Giorgetti	D6/379

D. 318,190	*	7/1991	Giorgetti	D6/379
D. 318,765	*	8/1991	Giorgetti	D6/379
D. 335,971	*	6/1993	Hess	D6/379
D. 358,267	*	5/1995	Ginat	D6/379
D. 391,412	*	3/1998	James et al.	D6/379
D. 411,687	*	6/1999	Lewis et al.	D6/334
D. 417,970	*	12/1999	Duffy et al.	D6/379
D. 436,751	*	1/2001	Schacht	D6/379

* cited by examiner

Primary Examiner—Gary D. Watson

(74) *Attorney, Agent, or Firm*—Boyle, Fredrickson,
Newholm, Stein & Gratz, S.C.

(57) **CLAIM**

The ornamental design of a side chair with closed sides, as
shown and described.

DESCRIPTION

FIG. 1 is a front elevational view of a side chair with closed
sides incorporating my new design;
FIG. 2 is a left side elevational view thereof, the right side
elevation view being a mirror image;
FIG. 3 is a top plan view thereof; and,
FIG. 4 is a rear elevational view thereof.

1 Claim, 2 Drawing Sheets

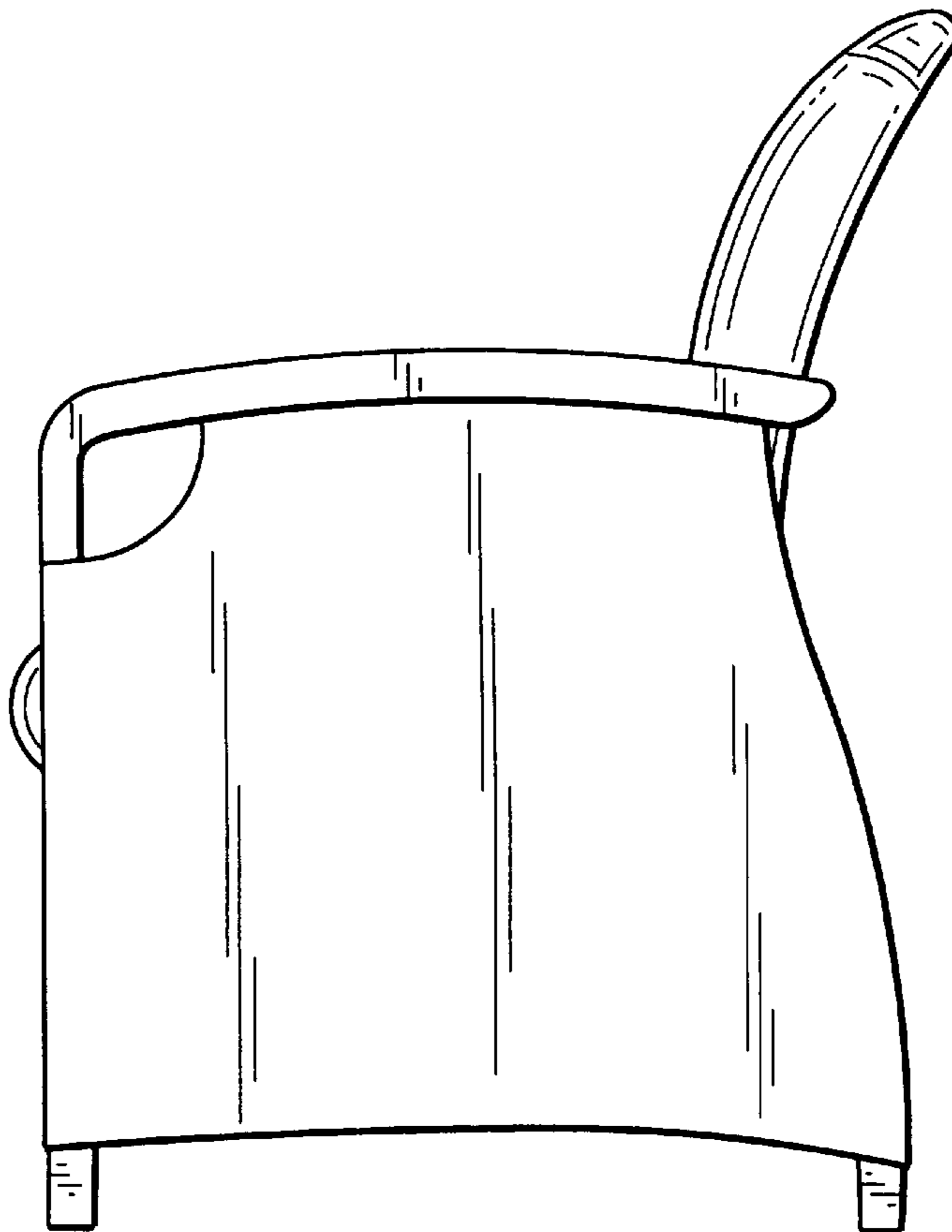


FIG. 1

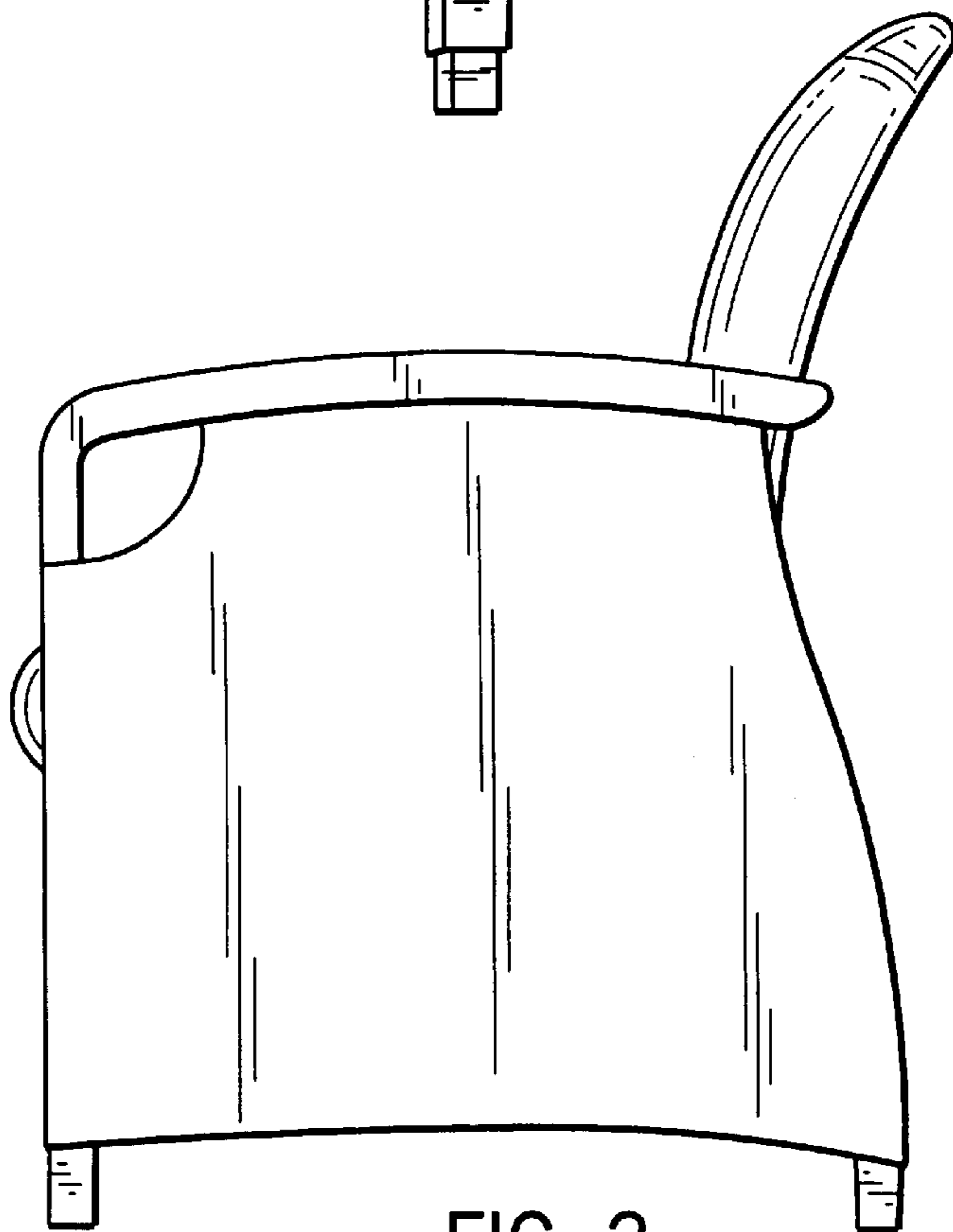



FIG. 2




FIG. 3




FIG. 4