



US00D451669B1

(12) **United States Design Patent**  
**Guyon**

(10) **Patent No.:** **US D451,669 S**

(45) **Date of Patent:** **\*\* Dec. 11, 2001**

(54) **HANDBAG**

(75) Inventor: **Isabelle Guyon**, Paris (FR)

(73) Assignee: **S. A. Jean Cassegrain**, Paris (FR)

(\*\*) Term: **14 Years**

(21) Appl. No.: **29/139,227**

(22) Filed: **Mar. 27, 2001**

(51) **LOC (7) Cl.** ..... **03-01**

(52) **U.S. Cl.** ..... **D3/246**

(58) **Field of Search** ..... D3/226, 230, 232,  
D3/234, 238, 240, 243, 245, 246, 303;  
150/107, 108, 110, 118, 900; 190/100,  
115, 903; 383/42, 78, 84, 907; 224/607,  
627

(56) **References Cited**

**U.S. PATENT DOCUMENTS**

- D. 250,225 \* 11/1978 Sykes ..... D3/243 X
- D. 431,357 \* 10/2000 du Sartel ..... D3/245 X

- D. 433,803 \* 11/2000 Haapala ..... D3/246
- D. 436,250 \* 1/2001 Guyon ..... D3/243
- D. 436,251 \* 1/2001 Guyon ..... D3/243
- 5,213,418 \* 5/1993 Dancy et al. .... 383/907 X

\* cited by examiner

*Primary Examiner*—Louis S. Zarfes

*Assistant Examiner*—Monica A. Weingart

(74) *Attorney, Agent, or Firm*—Gottlieb, Rackman & Reisman, P.C.

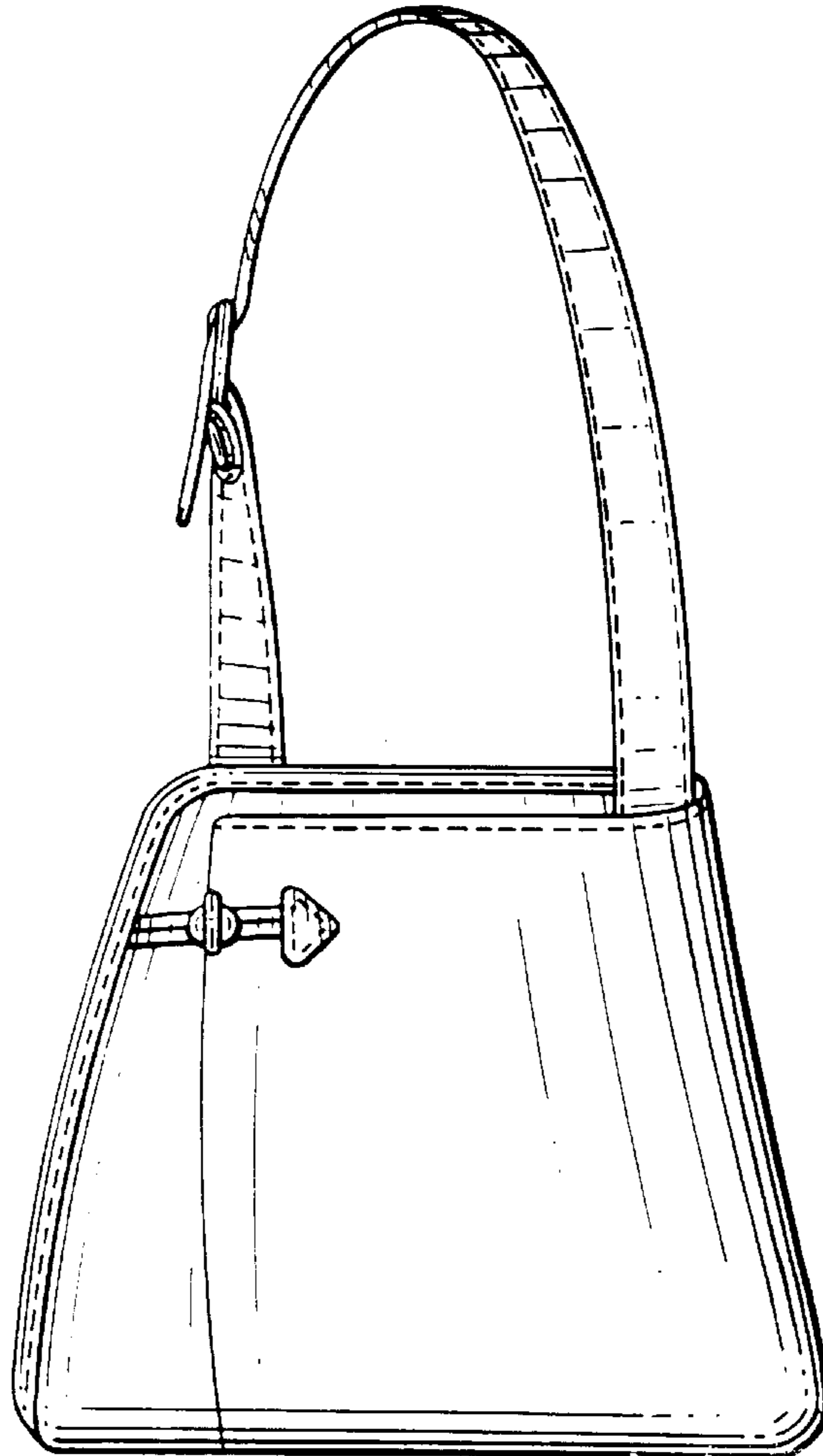
(57) **CLAIM**

The ornamental design for a handbag, as shown and described.

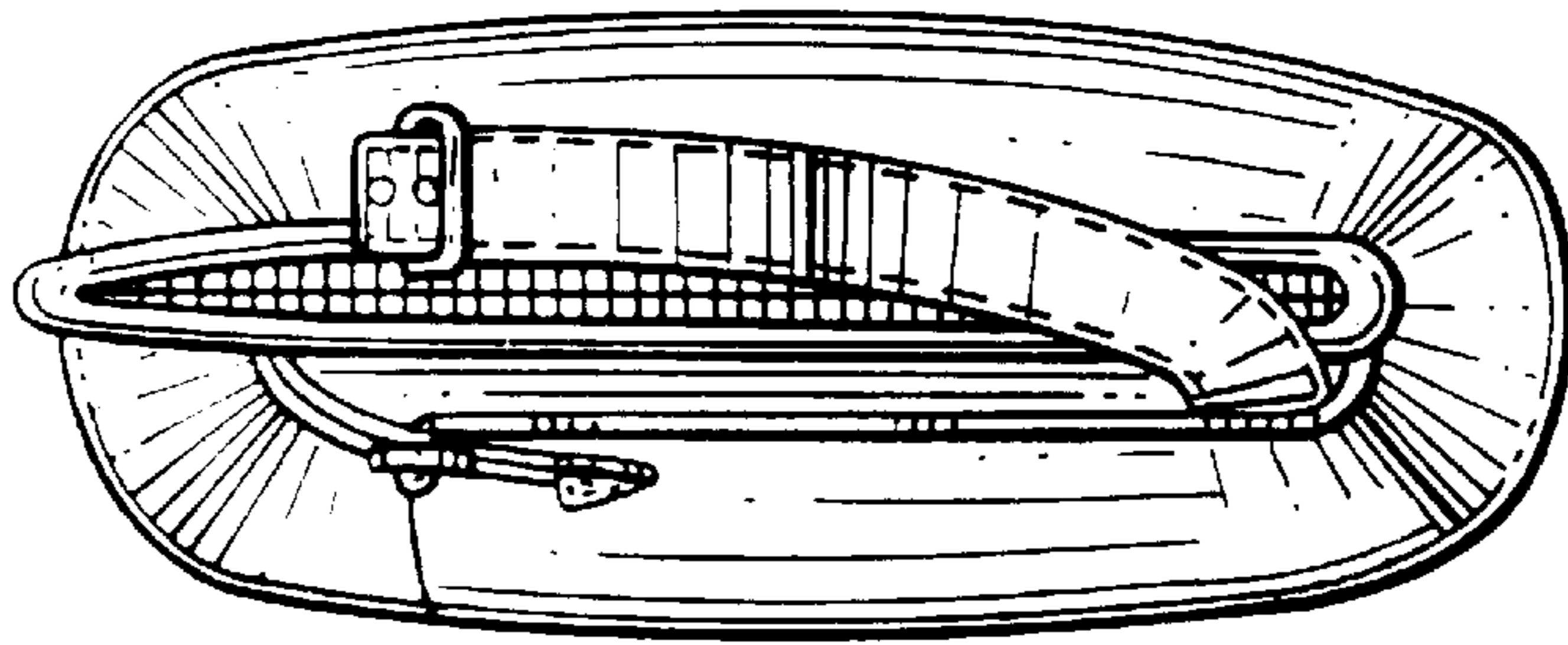
**DESCRIPTION**

- FIG. 1 is a top plan view thereof;
- FIG. 2 is a front elevational view thereof;
- FIG. 3 is a bottom plan view thereof;
- FIG. 4 is a right side elevational view thereof;
- FIG. 5 is a rear elevational view thereof; and,
- FIG. 6 is left side elevational view thereof.

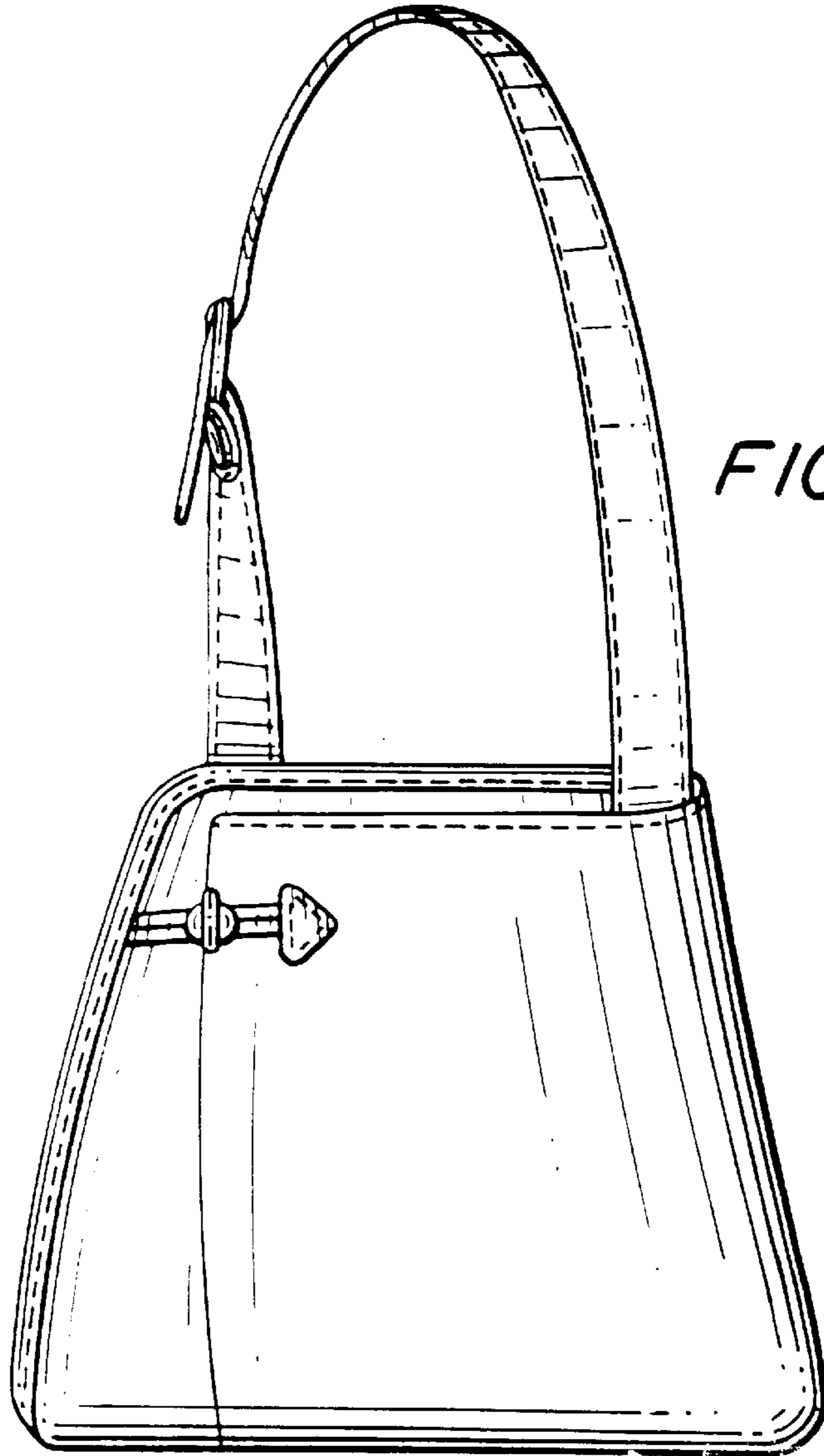
**1 Claim, 2 Drawing Sheets**



*FIG. 1*



*FIG. 2*



*FIG. 3*

