



US00D451666B1

(12) **United States Design Patent**
Zastrow

(10) **Patent No.:** **US D451,666 S**

(45) **Date of Patent:** **** Dec. 11, 2001**

(54) **PILL ORGANIZER AND DISPENSER**

(76) **Inventor:** **Carol M Zastrow**, 905 Harvey Ave.,
Watertown, WI (US) 53094

(**) **Term:** **14 Years**

(21) **Appl. No.:** **29/136,584**

(22) **Filed:** **Feb. 2, 2001**

(51) **LOC (7) Cl.** **03-01**

(52) **U.S. Cl.** **D3/203**

(58) **Field of Search** D3/201, 203, 205;
D9/346, 420, 421, 422, 423, 341, 339;
206/531, 534, 539, 532, 538; D7/629, 628;
D28/82, 7

(56) **References Cited**

U.S. PATENT DOCUMENTS

D. 278,513	*	4/1985	Ebeling et al.	D9/339
D. 298,512		11/1988	Gotlib	.	
D. 348,219		6/1994	Goldberg	.	
D. 403,498	*	1/1999	Humble	D3/203
D. 418,288	*	1/2000	Priebe	D3/203
3,393,795		7/1968	Covert, Jr.	.	
3,921,806	*	11/1975	Wawracz	206/534
4,164,301		8/1979	Thayer	.	

4,165,709	*	8/1979	Studer	116/308
4,261,468	*	4/1981	Krebs	206/538
4,572,376		2/1986	Wrennall	.	
4,809,877		3/1989	Albright	.	
5,322,166		6/1994	Crowther	.	

* cited by examiner

Primary Examiner—Catherine R. Oliver

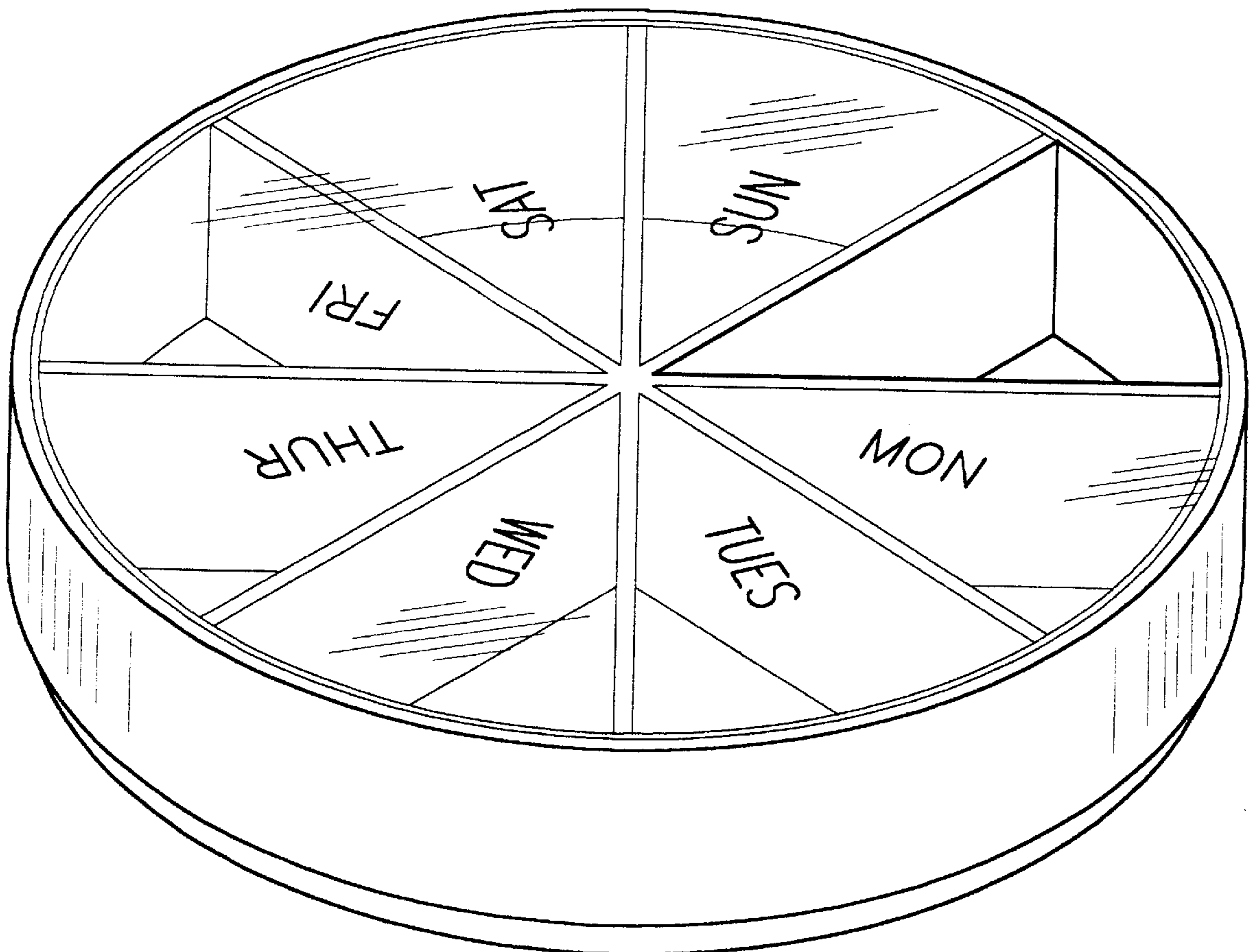
(57) **CLAIM**

The ornamental design for a pill organizer and dispenser, as shown and described.

DESCRIPTION

FIG. 1 is a front elevational view of the pill organizer and dispenser of the present invention;
 FIG. 2 is a rear elevational view of the pill organizer and dispenser of FIG. 1;
 FIG. 3 is a top plan view of the pill organizer and dispenser of FIG. 1, the bottom view being a mirror image thereof;
 FIG. 4 is a left side elevational view of the pill organizer and dispenser of FIG. 1, the right view being a mirror image thereof; and,
 FIG. 5 is a bottom, front, right side perspective view of the pill organizer and dispenser of FIG. 1.

1 Claim, 3 Drawing Sheets



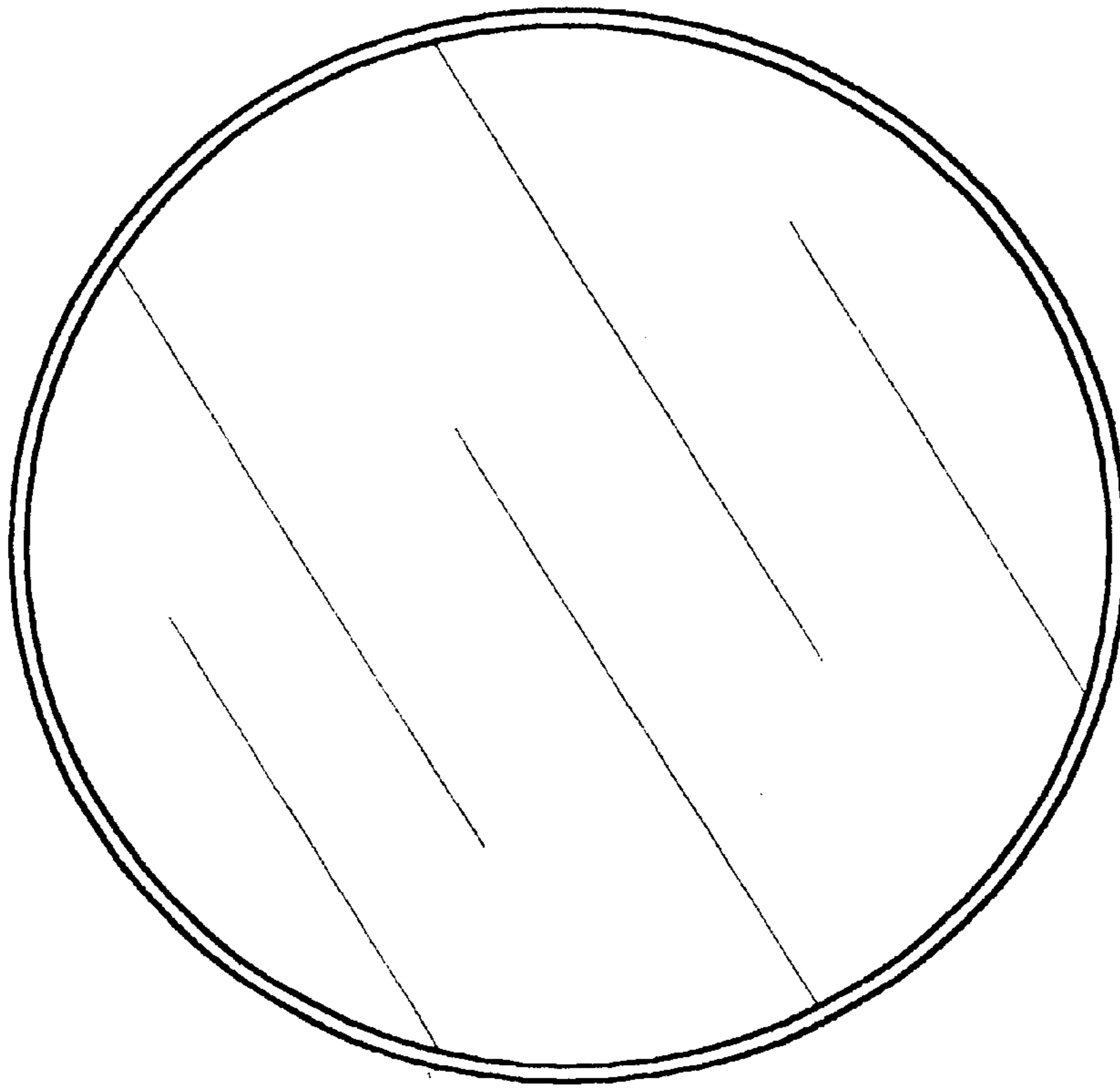


FIG. 2

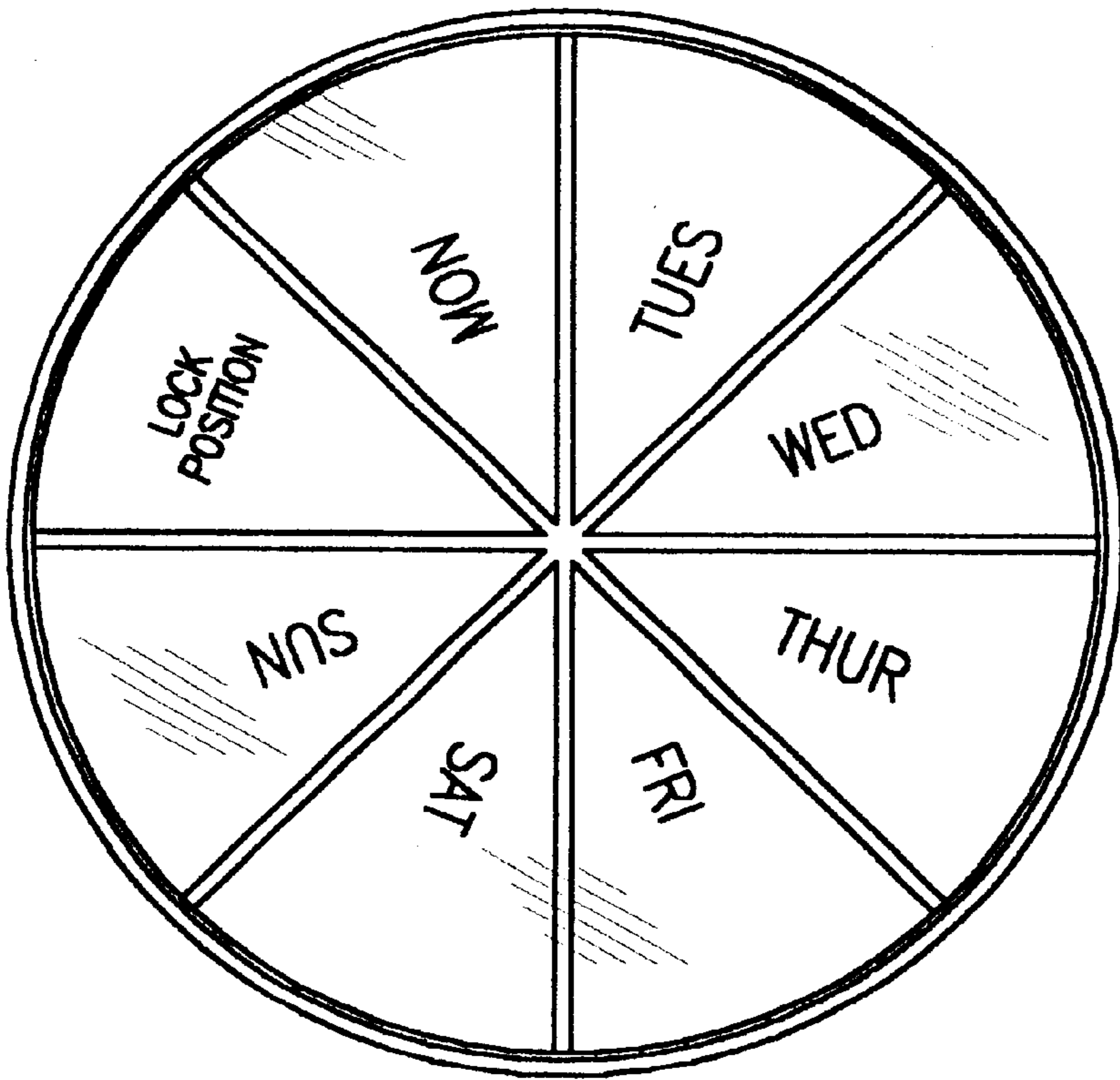


FIG. 1




FIG. 4




FIG. 3

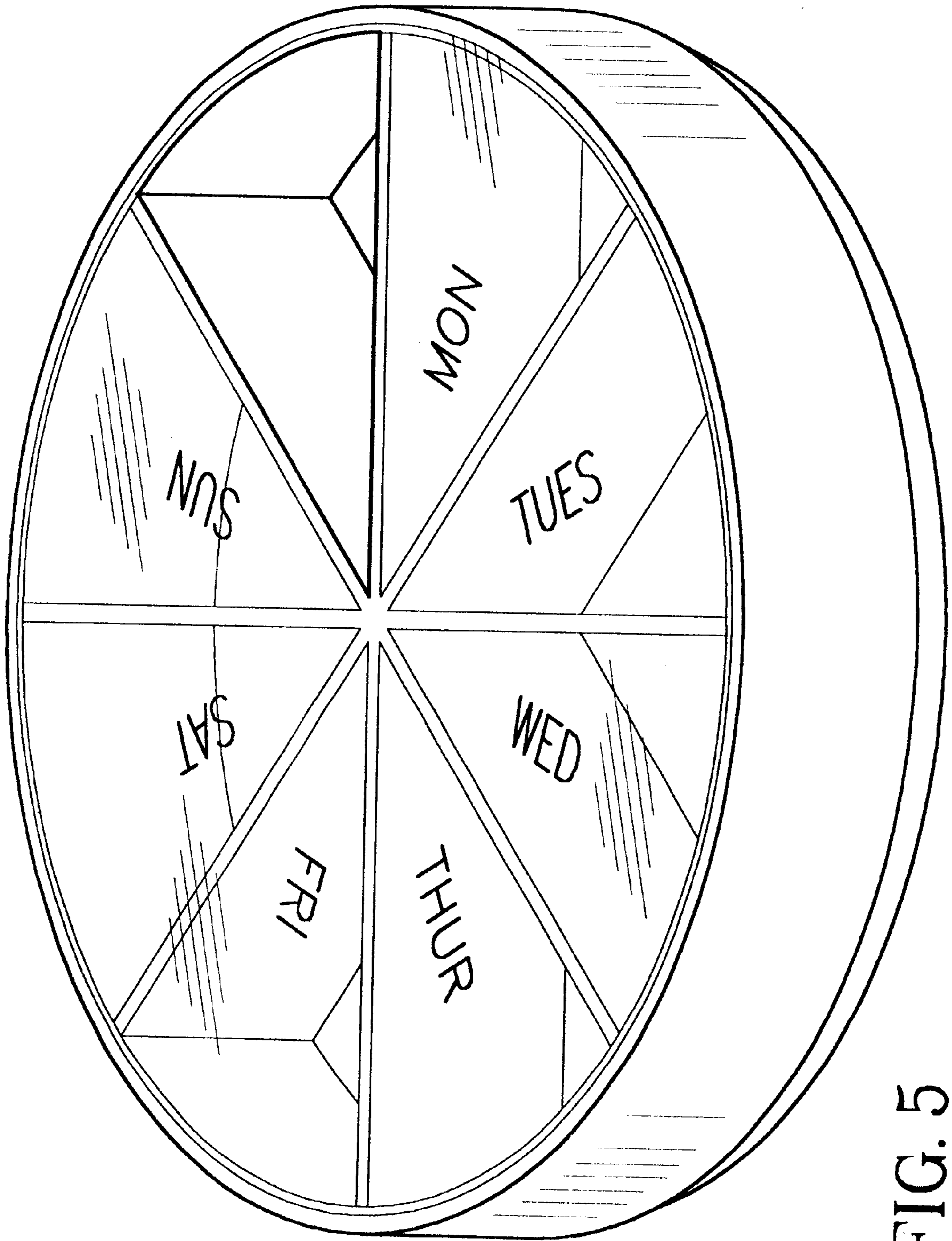


FIG. 5