



US00D451650B1

(12) **United States Design Patent**  
**Kaplan**

(10) **Patent No.:** **US D451,650 S**

(45) **Date of Patent:** **\*\* Dec. 4, 2001**

(54) **PET TEETHER TOY**

(75) Inventor: **Joan Kaplan**, Demarest, NJ (US)

(73) Assignee: **Hasbro, Inc.**, Pawtucket, RI (US)

(\*\*) Term: **14 Years**

(21) Appl. No.: **29/135,318**

(22) Filed: **Jan. 9, 2001**

(51) **LOC (7) Cl.** ..... **30-99**

(52) **U.S. Cl.** ..... **D30/160**

(58) **Field of Search** ..... D30/160; 119/702,  
119/706-711; D24/193, 194, 195

(56) **References Cited**

**U.S. PATENT DOCUMENTS**

D. 322,147	*	12/1991	Hall	.....	D30/160
D. 368,778	*	4/1996	Kino	.....	D24/194
D. 399,612	*	10/1998	Weinacker, Jr.	.....	D30/160
D. 440,718	*	4/2001	Florance	.....	D30/160
2,698,598	*	1/1955	Hadley	.....	119/708

3,459,158	*	8/1969	Mitchell, Jr.	.....	119/708
4,924,811	*	5/1990	Axelrod	.....	119/710
5,961,406	*	10/1999	Hass	.....	119/707
5,988,114	*	11/1999	Krietzman et al.	.....	119/706

\* cited by examiner

*Primary Examiner*—Cathy Anne MacCormac

(74) *Attorney, Agent, or Firm*—Kurt R. Benson

(57) **CLAIM**

The ornamental design for a pet teether toy, as shown.

**DESCRIPTION**

FIG. 1 is a perspective view of the pet teether toy of the instant invention;

FIG. 2 is a front elevational view thereof;

FIG. 3 is a rear elevational view thereof;

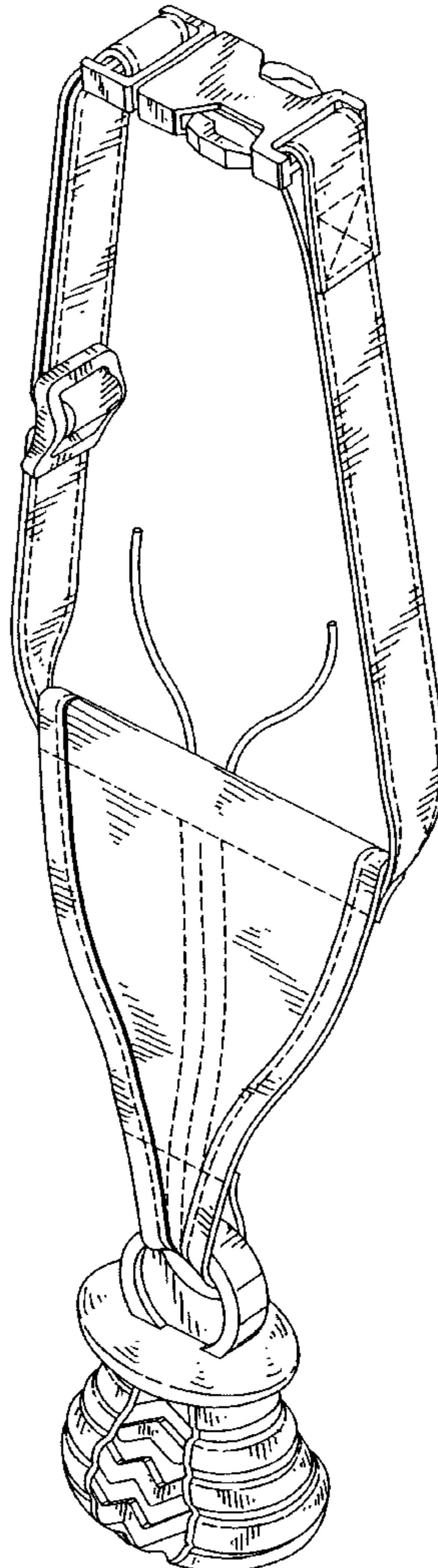
FIG. 4 is a left side elevational view thereof;

FIG. 5 is a right side elevational view thereof;

FIG. 6 is a top plan view thereof; and,

FIG. 7 is a bottom plan view thereof.

**1 Claim, 4 Drawing Sheets**



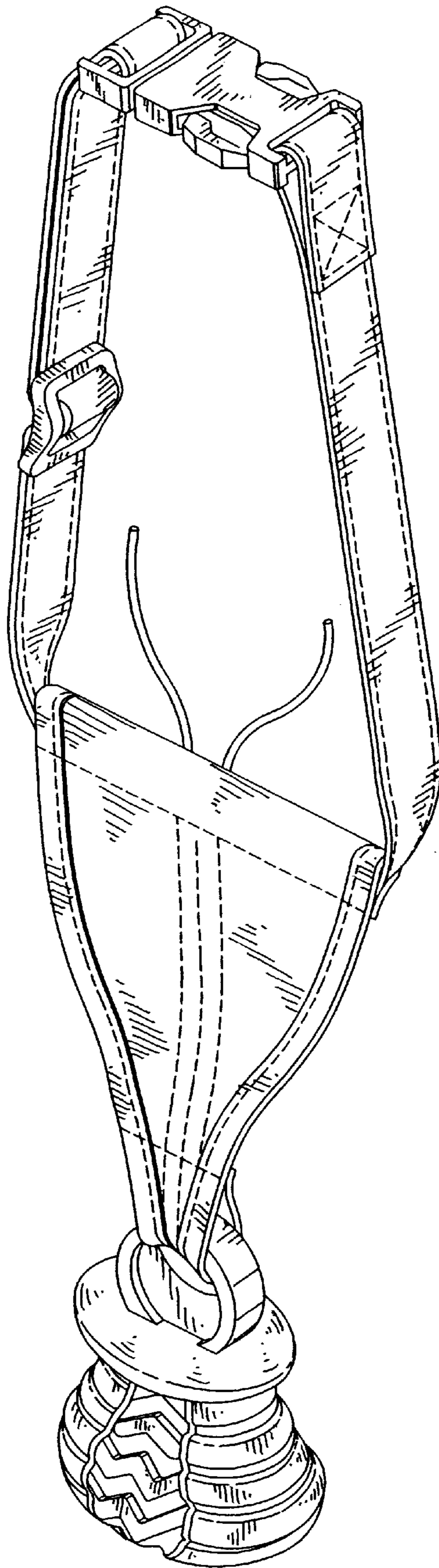


FIG. 1

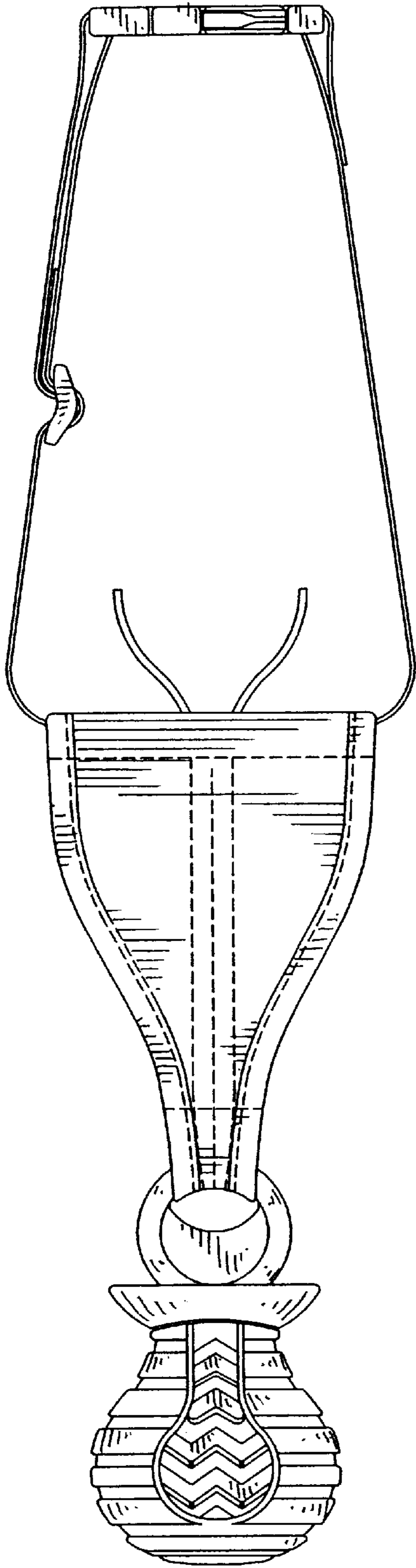


FIG. 2

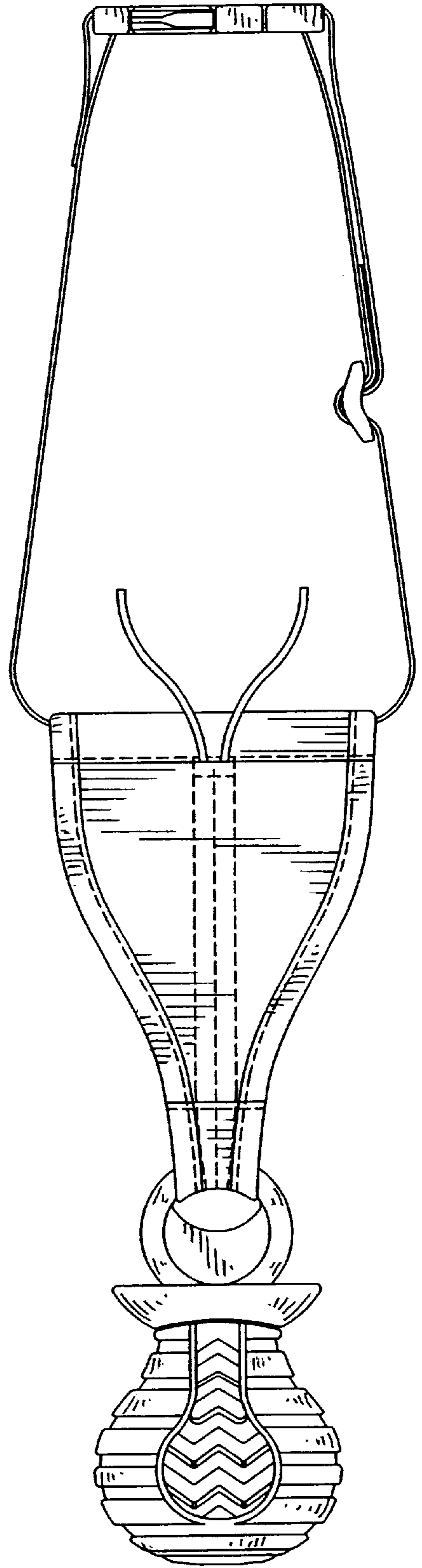


FIG. 3

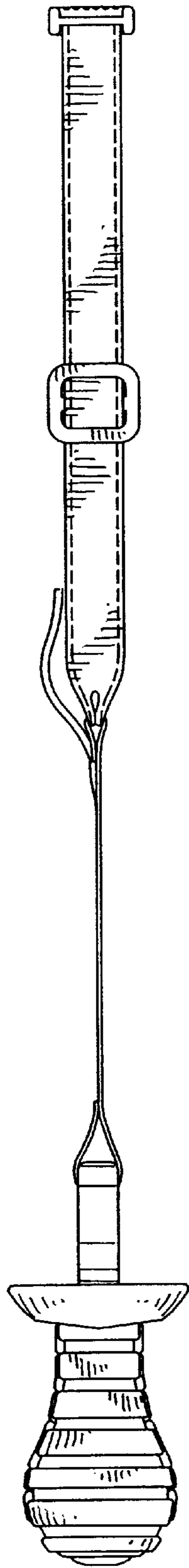


FIG. 4

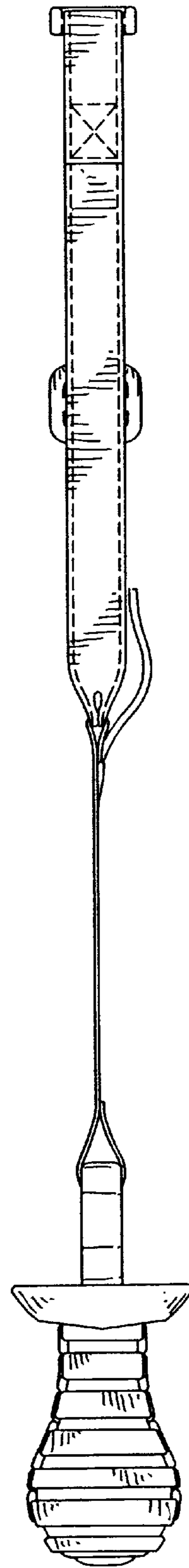


FIG. 5

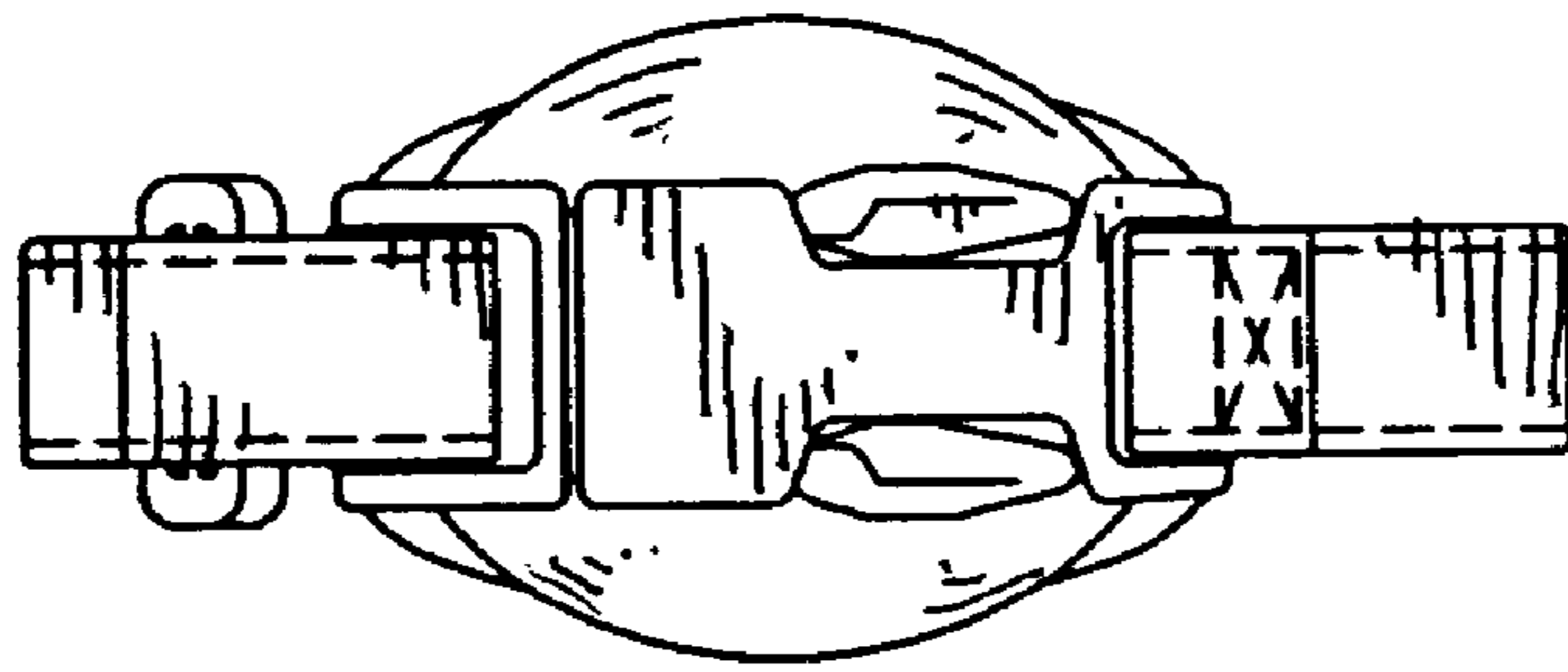


FIG. 6

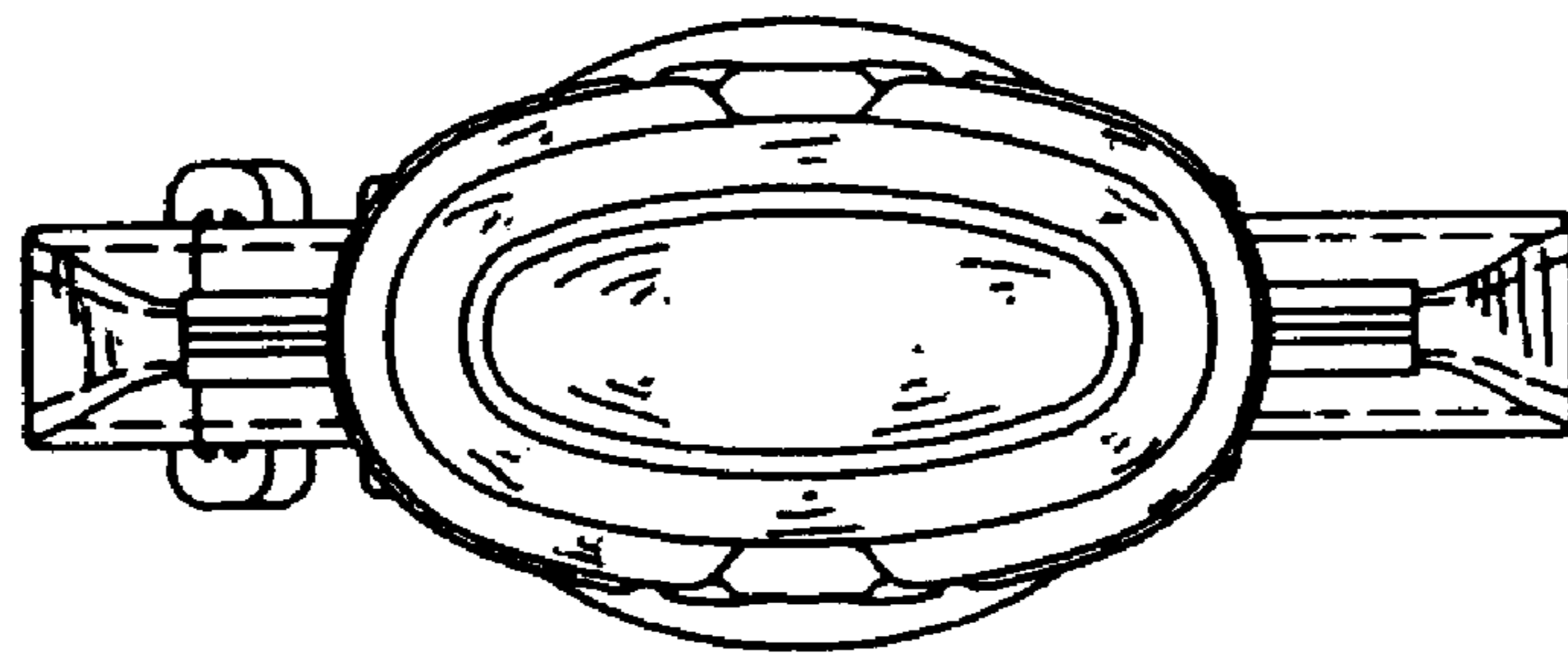


FIG. 7