



US00D451644B1

(12) **United States Design Patent**
Fujimoto et al.

(10) **Patent No.:** **US D451,644 S**

(45) **Date of Patent:** **** Dec. 4, 2001**

- (54) **BASEBALL LEG GUARD**
- (75) Inventors: **Soichi Fujimoto; Shigeki Kuroda;**
Nobuhiro Suzuki, all of Osaka (JP)
- (73) Assignee: **Mizuno Corporation**, Osaka (JP)
- (**) Term: **14 Years**
- (21) Appl. No.: **29/126,961**
- (22) Filed: **Jul. 26, 2000**
- (30) **Foreign Application Priority Data**
Apr. 3, 2000 (JP) 12-008509
- (51) **LOC (7) Cl.** **29-02**
- (52) **U.S. Cl.** **D29/120.1**
- (58) **Field of Search** D29/120.1, 121.1,
D29/121.2, 122; D2/623, 901, 999; D24/190,
192; 128/882; 602/26; 36/1, 1.5, 2 R, 2 A,
70 R, 72 R; 2/455, 22-24, 46, 62, 242,
911

4,692,946	*	9/1987	Jurga	2/22
5,611,080	*	3/1997	Skottheim	2/22 X
5,829,055	*	11/1998	Collins et al.	2/22
6,128,779	*	10/2000	Goldsmith et al.	2/22

FOREIGN PATENT DOCUMENTS

838380 2/1992 (JP) .

* cited by examiner

Primary Examiner—Louis S. Zarfes

Assistant Examiner—Robert A. Delehanty

(74) *Attorney, Agent, or Firm*—Troutman Sanders LLP;
Gerald R. Boss

(57) **CLAIM**

The ornamental design for a baseball leg guard, as shown and described.

DESCRIPTION

FIG. 1 is a front view of a baseball leg guard embodied in accordance with our design;

FIG. 2 is a rear view of FIG. 1;

FIG. 3 is a top plan view of FIG. 1;

FIG. 4 is a bottom plan view of FIG. 1;

FIG. 5 is a left side view of FIG. 1;

FIG. 6 is a right side view of FIG. 1; and,

FIG. 7 is a perspective view of FIG. 1.

1 Claim, 2 Drawing Sheets

(56) **References Cited**
U.S. PATENT DOCUMENTS

D. 311,977	*	11/1990	Eghamn	D29/120.1
D. 374,746	*	10/1996	Skottheim	D29/120.1
D. 445,221	*	7/2001	Foreman et al.	D29/120.1
3,735,419	*	5/1973	Byrd	2/22



FIG. 1




FIG. 2




FIG. 3




FIG. 4



FIG. 5




FIG. 6




FIG. 7

