



US00D451610B1

(12) **United States Design Patent**
Saalburg

(10) **Patent No.:** **US D451,610 S**

(45) **Date of Patent:** **** Dec. 4, 2001**

(54) **PATTERNED GLASS**

(75) Inventor: **Guillaume Saalburg**, Paris (FR)

(73) Assignee: **Saint-Gobain Vitrage, Societe Anonyme**, Courbevoie (FR)

(**) Term: **14 Years**

(21) Appl. No.: **29/113,885**

(22) Filed: **Nov. 16, 1999**

(51) **LOC (7) Cl.** **25-01**

(52) **U.S. Cl.** **D25/106**

(58) **Field of Search** D25/106, 109,
D25/110, 111; 428/35

(56) **References Cited**

U.S. PATENT DOCUMENTS

- D. 13,041 * 7/1882 Burgess D25/106
- D. 32,802 * 6/1900 Deissler D25/106
- D. 240,813 * 8/1976 Paschke et al. D25/111

FOREIGN PATENT DOCUMENTS

- 914567 11/1991 (FR) .
- 970778 6/1997 (FR) .

* cited by examiner

Primary Examiner—Doris Clark

(74) *Attorney, Agent, or Firm*—Oblon, Spivak, McClelland, Maier & Neustadt, P.C.

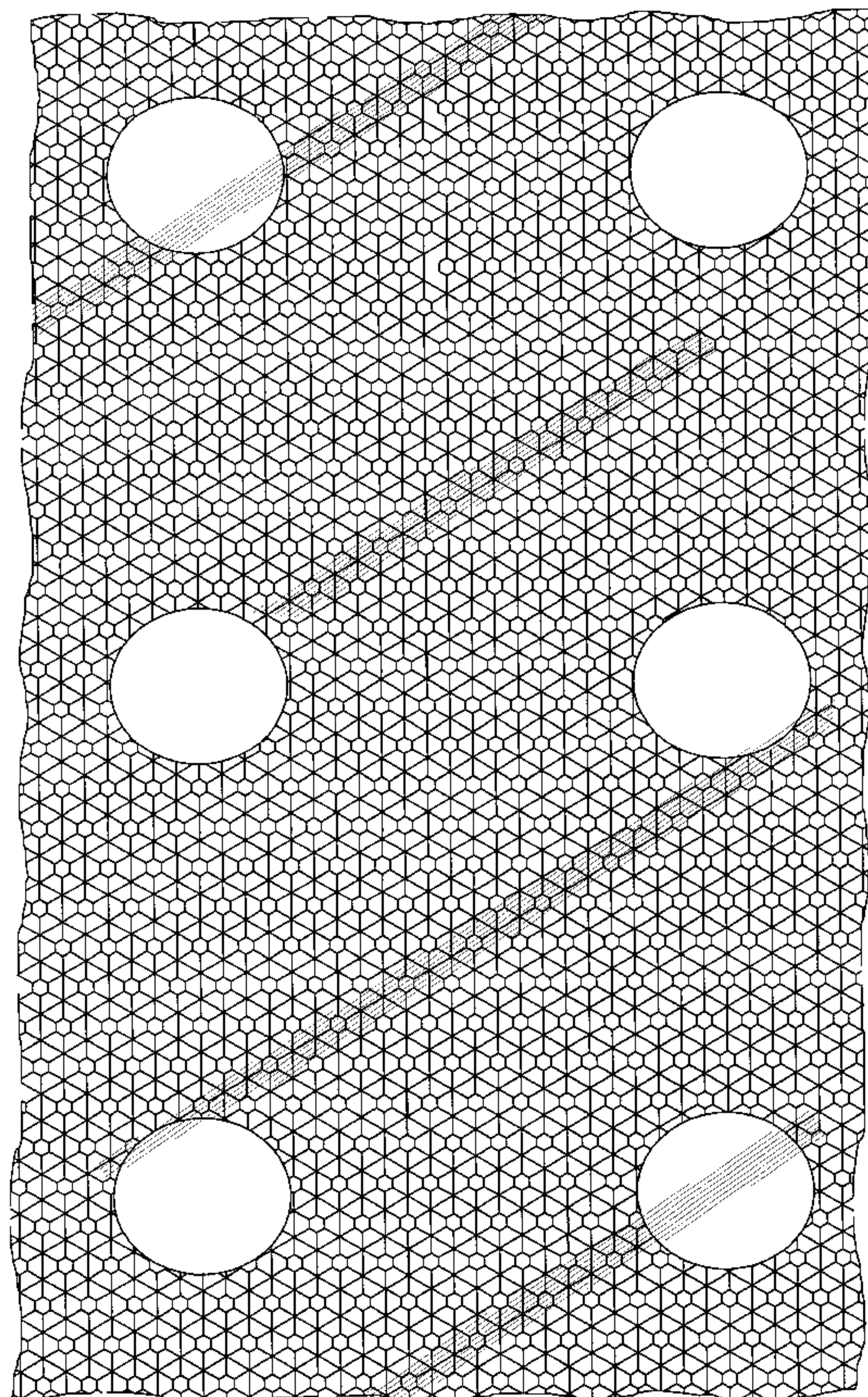
(57) **CLAIM**

The ornamental design for patterned glass, as shown and described.

DESCRIPTION

FIG. 1 is a top, plan view of patterned glass showing my design;
 FIG. 2 is a front elevational view thereof, the rear view being a mirror image of the front view shown;
 FIG. 3 is a right side elevational view thereof, the left side view being a mirror image of the right side view shown;
 FIG. 4 is a top plan view of a second embodiment of patterned glass;
 FIG. 5 is a front elevational view thereof, the rear view being a mirror image of the front view shown;
 FIG. 6 is a right side elevational view thereof, the left side view being a mirror image of the side view shown;
 FIG. 7 is a top plan view of a third embodiment of patterned glass;
 FIG. 8 is a front elevational view thereof, the rear, elevational view being a mirror image of the front view shown; and,
 FIG. 9 is a right side view thereof, the left side view being a mirror image of the side view shown.

1 Claim, 6 Drawing Sheets



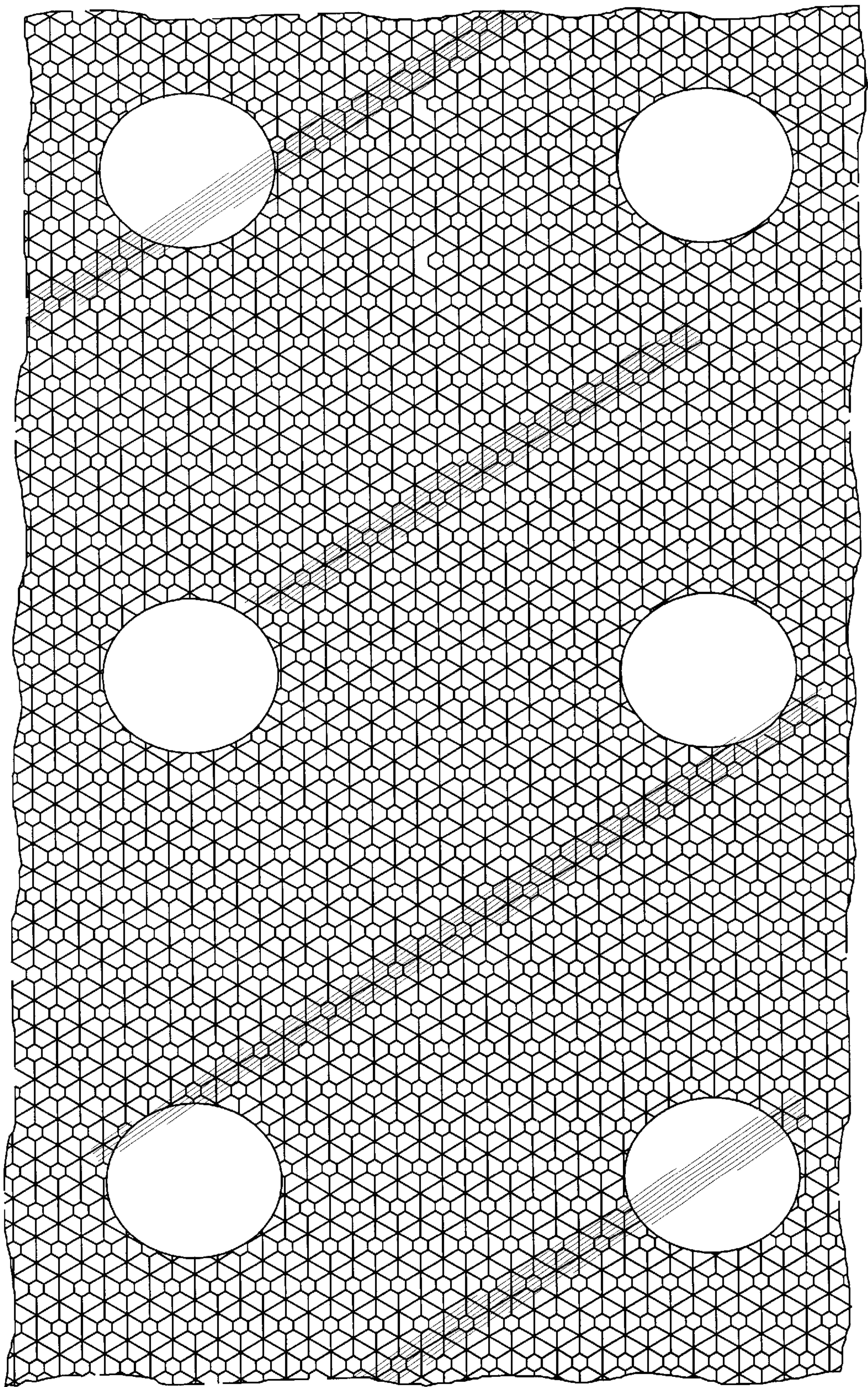


FIG. 1




FIG. 2

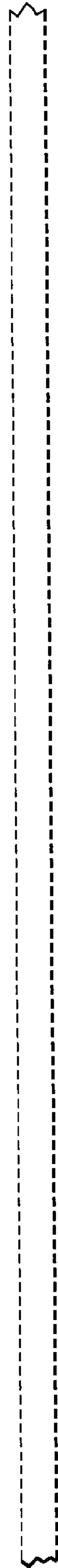


FIG. 3




FIG. 4




FIG. 5



FIG. 6

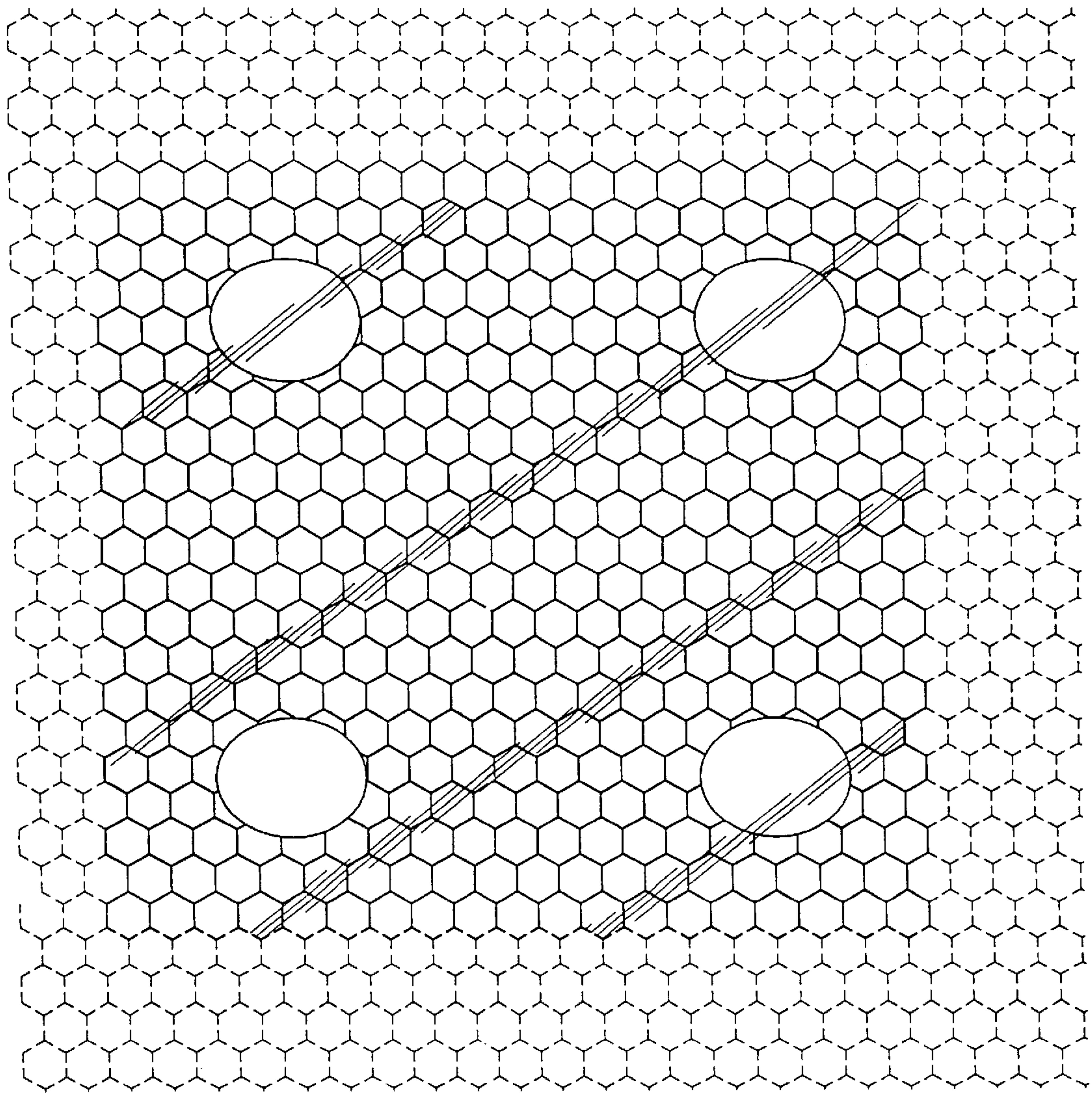


FIG. 7



FIG. 8



FIG. 9