

US00D451605B1

(12) **United States Design Patent**
Snider

(10) **Patent No.:** **US D451,605 S**

(45) **Date of Patent:** **** Dec. 4, 2001**

- (54) **BACK BELT**
- (75) Inventor: **Gregory Scott Snider**, Bel Air, MD (US)
- (73) Assignee: **Black & Decker Inc.**, Newark, DE (US)
- (**) Term: **14 Years**
- (21) Appl. No.: **29/127,253**
- (22) Filed: **Aug. 2, 2000**
- (51) **LOC (7) Cl.** **24-04**
- (52) **U.S. Cl.** **D24/190**
- (58) **Field of Search** D24/190; 2/311, 2/336, 338, DIG. 6; 602/13, 19; 128/896; D29/100; D2/624, 625, 626, 627

5,388,274	2/1995	Glover et al. .	
5,421,809 *	6/1995	Rise	602/19
5,432,951	7/1995	Yewer, Jr. .	
5,447,498 *	9/1995	Watson	602/19
5,450,858	9/1995	Zablotsky et al. .	
5,470,000	11/1995	Munoz .	
5,484,395	1/1996	DeRoche .	
5,586,969	12/1996	Yewer, Jr. .	
5,941,438	8/1999	Price .	
6,080,121	6/2000	Madow et al. .	

FOREIGN PATENT DOCUMENTS

453359	11/1927	(DE) .
29722322U1	3/1998	(DE) .
0229699a2	7/1987	(EP) .
0390794B1	10/1990	(EP) .
0587466B1	3/1994	(EP) .
WO90/09112	8/1990	(WO) .
WO93/12678	7/1993	(WO) .
WO98/36715	8/1998	(WO) .

- (56) **References Cited**
- U.S. PATENT DOCUMENTS**
- D. 336,566 6/1993 Desjardins .
- D. 353,890 12/1994 McKeel .
- D. 375,186 11/1996 Kim .
- D. 422,709 4/2000 Caswell .
- 3,171,409 3/1965 Cetrone .
- 3,717,143 2/1973 Johnson .
- 4,384,372 5/1983 Rector .
- 4,622,957 11/1986 Curlee .
- 4,991,573 2/1991 Miller .
- 5,036,864 * 8/1991 Yewer, Jr. 128/876
- 5,046,488 * 9/1991 Schiek, Sr. 602/19
- 5,178,163 1/1993 Yewer, Jr. .
- 5,195,948 3/1993 Hill et al. .
- 5,201,448 4/1993 Schue .
- 5,257,419 11/1993 Alexander .
- 5,316,022 * 5/1994 Schiek, Sr. 128/876
- 5,349,706 9/1994 Keer .

* cited by examiner

Primary Examiner—Stella Reid
 (74) *Attorney, Agent, or Firm*—Harness, Dickey & Pierce P.L.C.

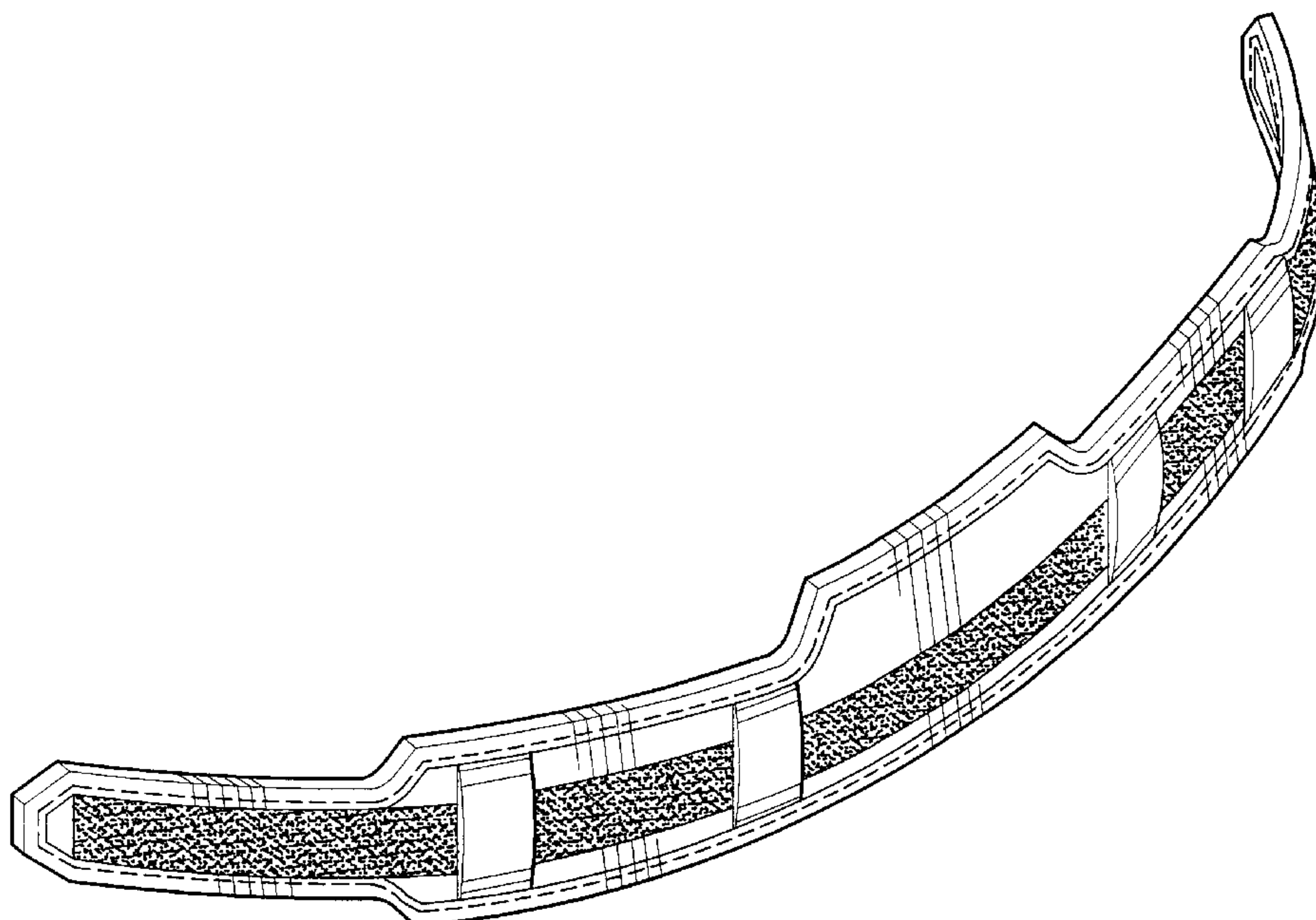
(57) **CLAIM**

The ornamental design for a back belt, as shown and described.

DESCRIPTION

FIG. 1 is a front perspective view of a back belt;
 FIG. 2 is a front view thereof;
 FIG. 3 is a rear view thereof;
 FIG. 4 is a top view thereof; and,
 FIG. 5 is a right side view thereof (the left side view is a mirror image thereof).

1 Claim, 2 Drawing Sheets



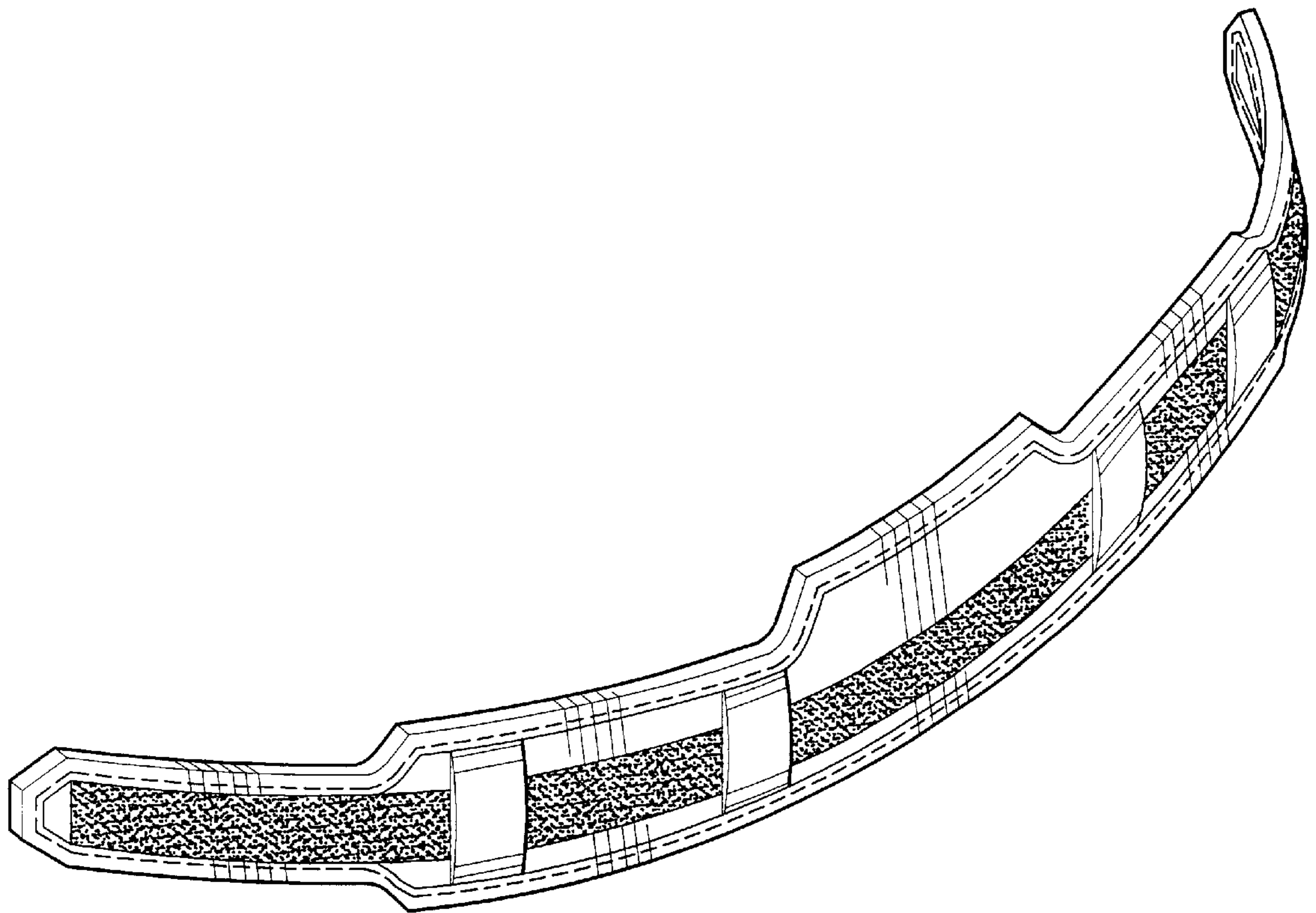


Fig-1

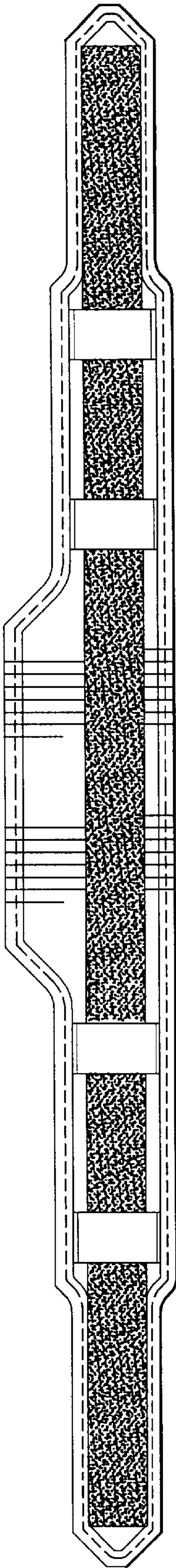


Fig-2

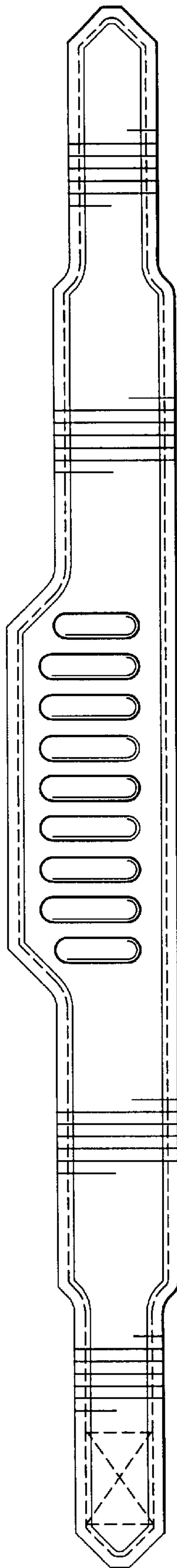


Fig-3



Fig-4



Fig-5