



US00D451582B1

(12) **United States Design Patent**
Kuo

(10) **Patent No.:** **US D451,582 S**

(45) **Date of Patent:** **** Dec. 4, 2001**

(54) **SPRAY GUN MAIN BODY**

D. 415,252 * 10/1999 Kuo D23/226
D. 415,253 * 10/1999 Kuo D23/226

(76) Inventor: **Wen-Li Kuo**, No. 10, Fang-Dong Road,
Wen-Chin Tsun, Fang-Yuan Hsiang,
Chang-Hua hsien (TW)

* cited by examiner

(**) Term: **14 Years**

Primary Examiner—Robin V. Taylor

(74) *Attorney, Agent, or Firm*—Bacon & Thomas, PLLC

(21) Appl. No.: **29/104,688**

(57) **CLAIM**

(22) Filed: **May 10, 1999**

The ornamental design for a spray gun main body, as shown.

(51) **LOC (7) Cl.** **23-01**

(52) **U.S. Cl.** **D23/226**

(58) **Field of Search** D23/213, 226,
D23/223; 239/525, 526, 394

DESCRIPTION

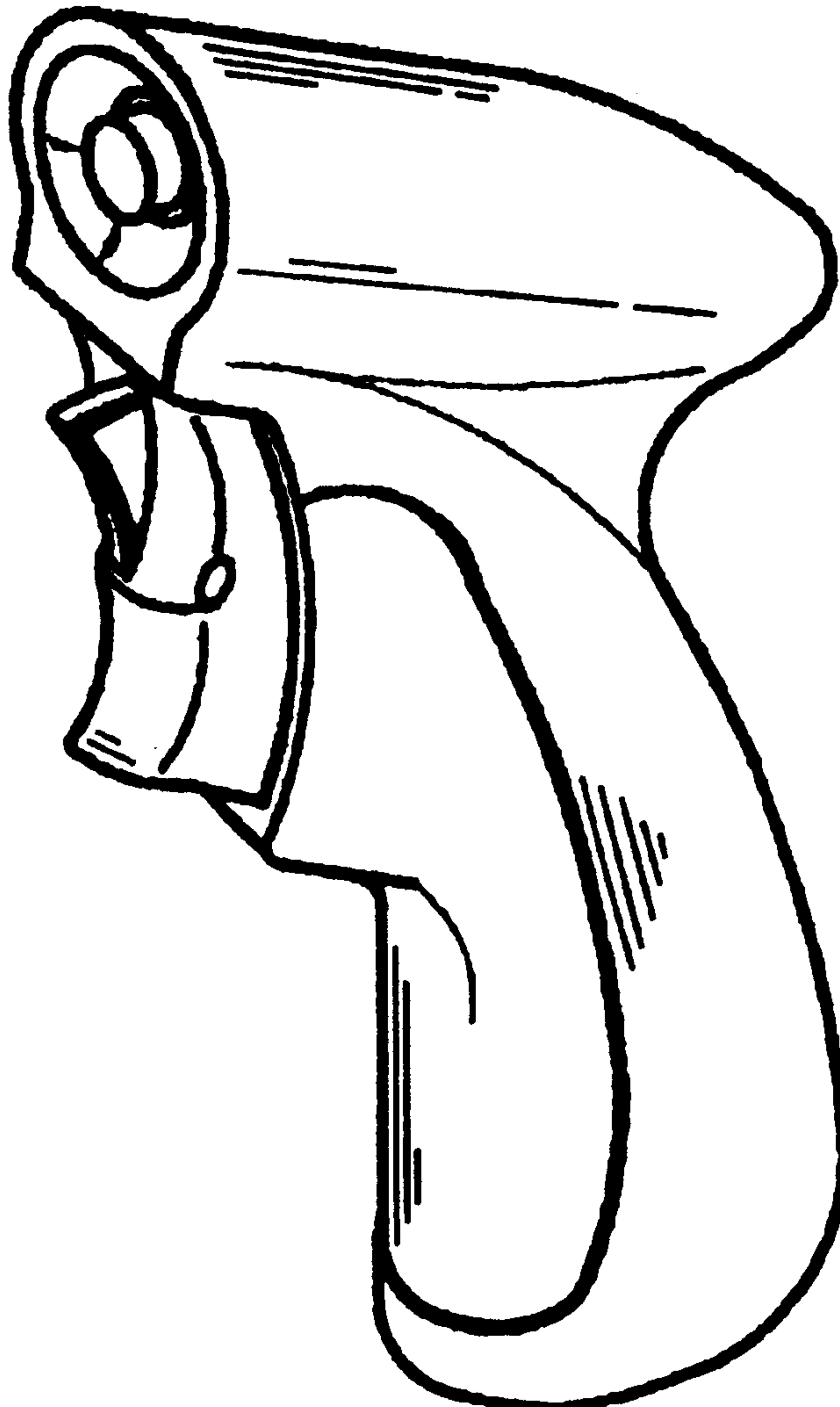
FIG. 1 is a front view of a spray gun main body showing my new design;
FIG. 2 is a rear view thereof;
FIG. 3 is a left view thereof;
FIG. 4 is a right view thereof;
FIG. 5 is a top view thereof;
FIG. 6 is a bottom view thereof; and,
FIG. 7 is a perspective view thereof.

(56) **References Cited**

U.S. PATENT DOCUMENTS

D. 387,128 * 12/1997 Wang D23/223
D. 410,995 * 6/1999 Hsin-fa D23/226
D. 411,607 * 6/1999 Wang D23/226

1 Claim, 4 Drawing Sheets



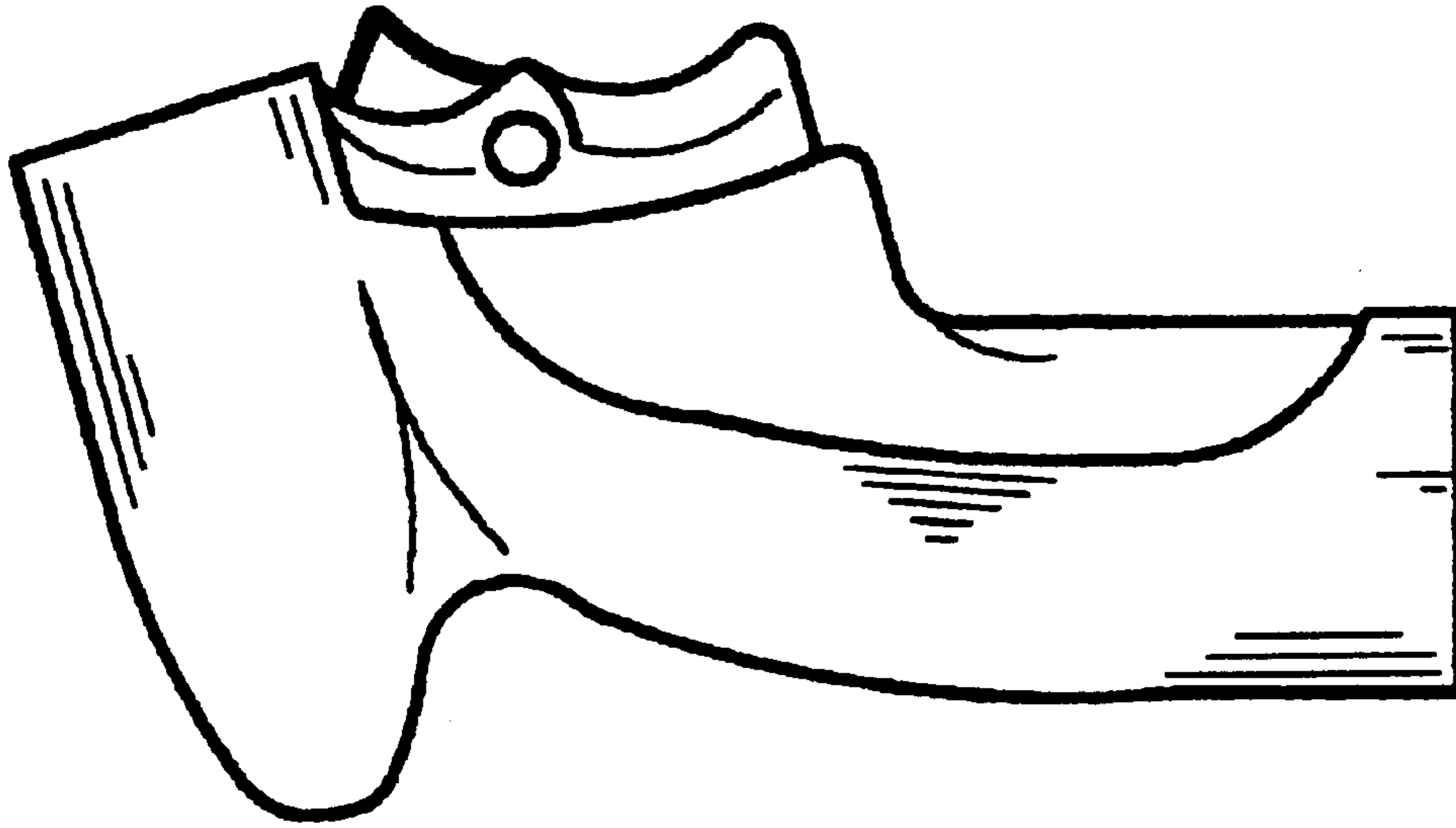


FIG2

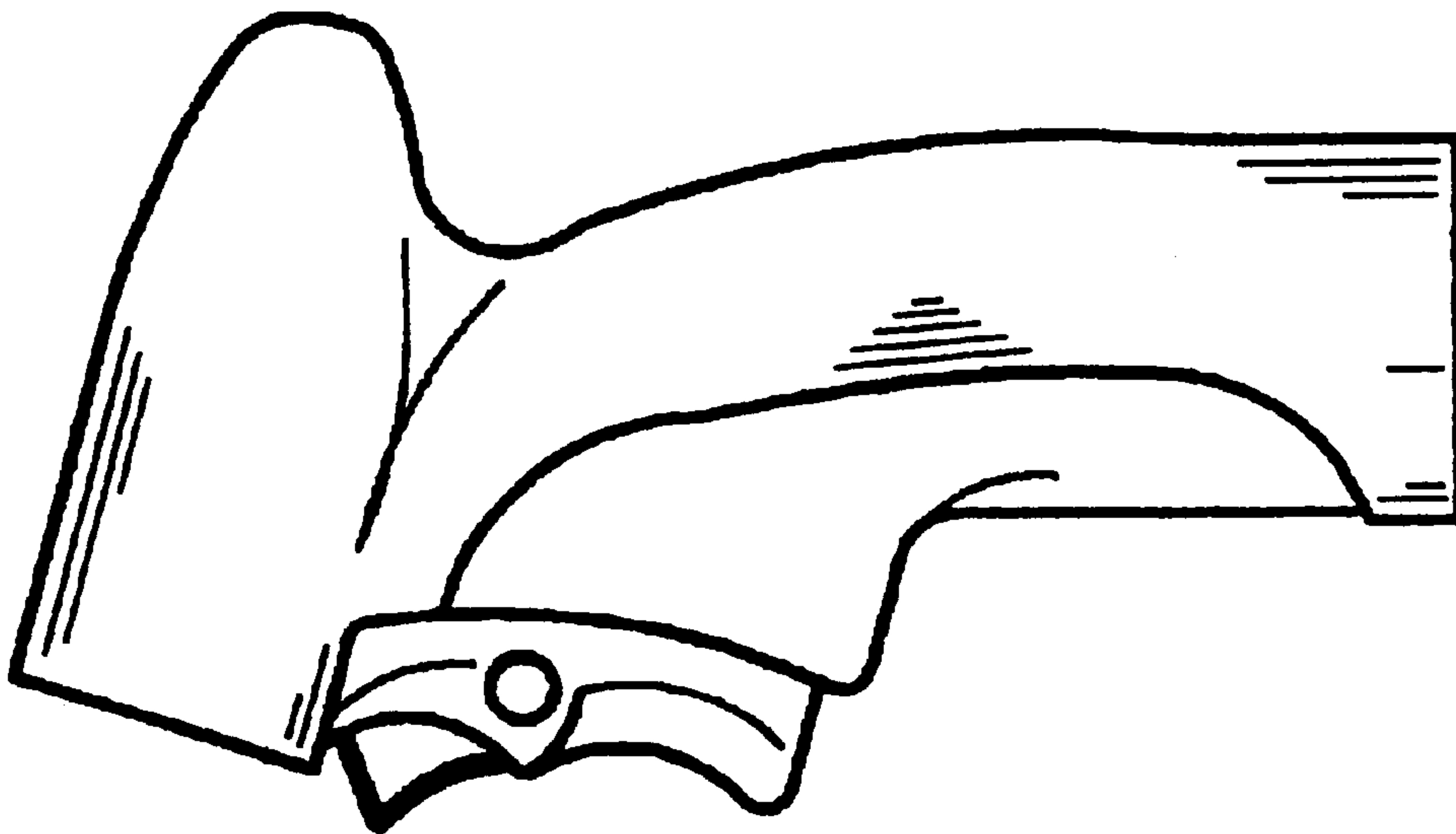


FIG1




FIG4

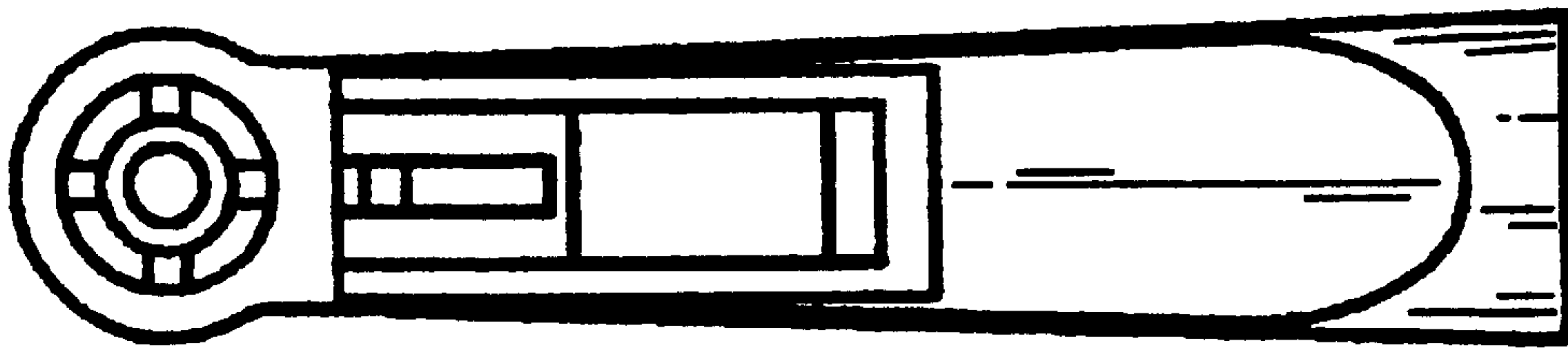


FIG3




FIG6




FIG5




FIG 7