



US00D451578B1

(12) **United States Design Patent**
Champagne

(10) **Patent No.:** **US D451,578 S**

(45) **Date of Patent:** **** Dec. 4, 2001**

(54) **HANDLE FOR A FISHING ROD**

(76) Inventor: **Shawn M. Champagne**, 4000
Westbank Expressway, Apt. #17,
Marrero, LA (US) 70072

(**) Term: **14 Years**

(21) Appl. No.: **29/125,667**

(22) Filed: **Jun. 28, 2000**

(51) **LOC (7) Cl.** **22-05**

(52) **U.S. Cl.** **D22/142**

(58) **Field of Search** D22/142, 137,
D22/138, 139; 43/22, 23, 18.1

(56) **References Cited**

U.S. PATENT DOCUMENTS

D. 300,768	*	4/1989	Andreasen et al.	D22/142
D. 400,962	*	11/1998	Pingel	D22/142
D. 404,111	*	1/1999	Pingel	D22/142
D. 425,170	*	5/2000	Ohmura	D22/142
D. 428,107	*	7/2000	Liberato et al.	D22/142
980,942		1/1911	Hanson .	
2,702,192		2/1955	Warth .	
3,618,253		11/1971	Edwards et al. .	
4,077,150		3/1978	Barnes .	
4,084,343		4/1978	Genovese .	

4,130,960	12/1978	Fontenot .	
4,654,996	4/1987	Gieselman .	
5,390,438	2/1995	Warren, Jr. .	
5,396,727	3/1995	Furuya et al. .	
5,992,079	* 11/1999	Michels et al.	43/18.1

* cited by examiner

Primary Examiner—Catherine R. Oliver

(74) *Attorney, Agent, or Firm*—Keaty Professional Law Corporation

(57) **CLAIM**

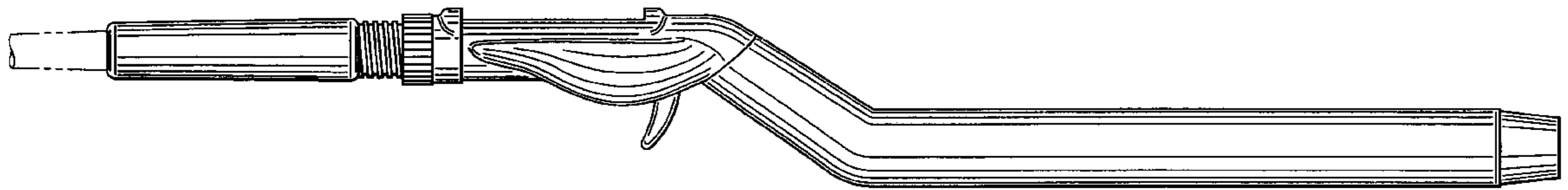
The ornamental design for a handle for a fishing rod, as shown and described.

DESCRIPTION

FIG. 1 is a left side view of the handle for a fishing rod showing my new design;
FIG. 2 is a right side view thereof;
FIG. 3 is a top view thereof;
FIG. 4 is a bottom view thereof;
FIG. 5 is a rear view thereof; and,
FIG. 6 is a front view thereof.

The broken line showing of environment in the drawings is for illustrative purposes only and forms no part of the claimed design.

1 Claim, 2 Drawing Sheets



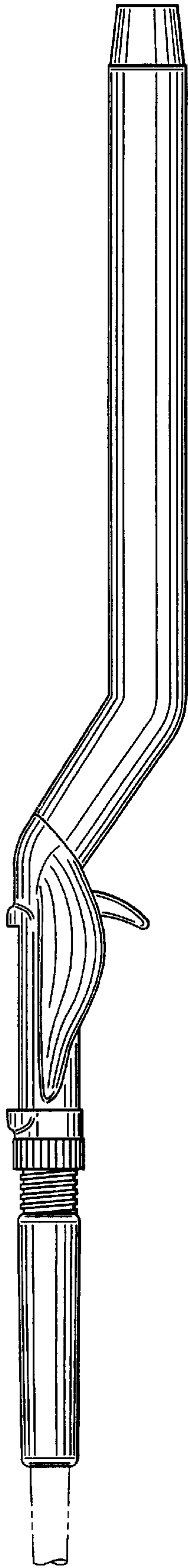


FIG. 1

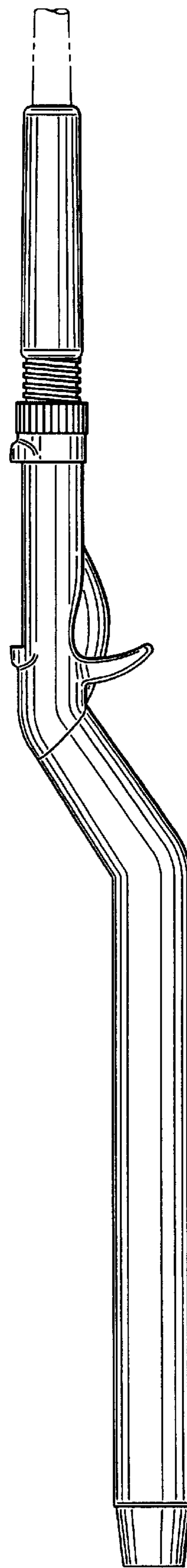


FIG. 2

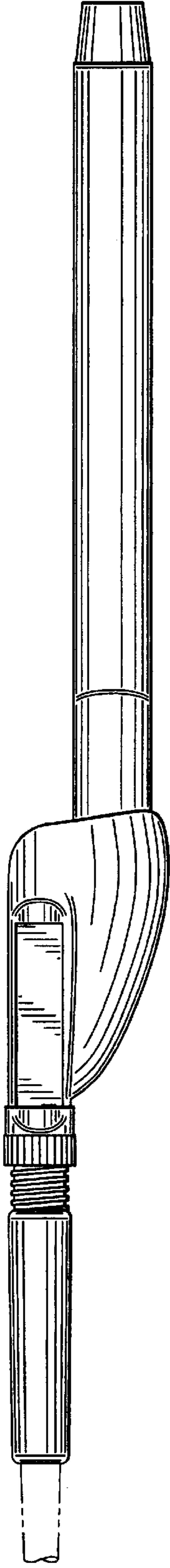


FIG. 3




FIG. 5

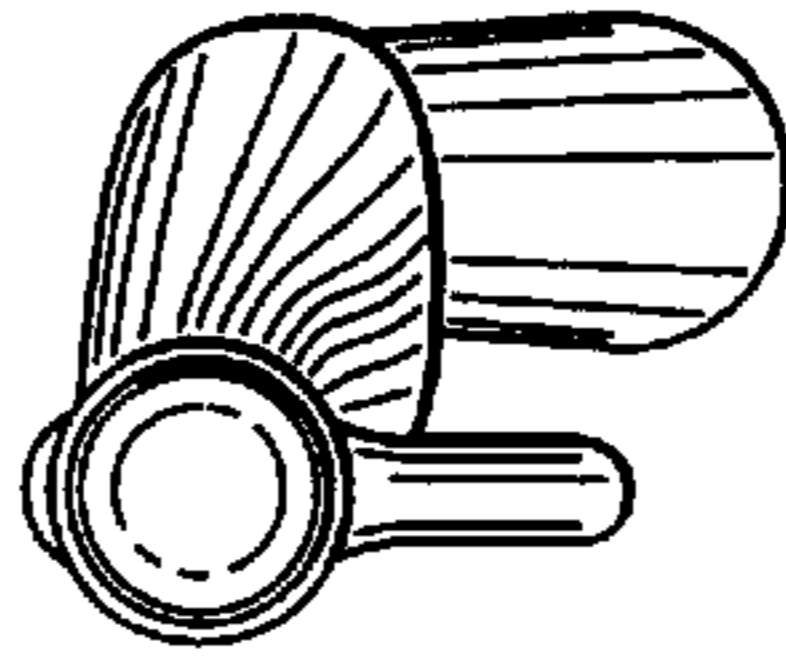


FIG. 6

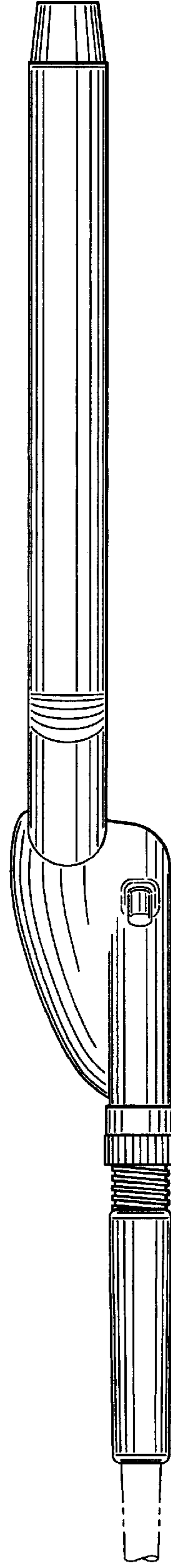


FIG. 4