

US00D451574B1

(12) **United States Design Patent**
Hobson et al.

(10) **Patent No.:** **US D451,574 S**

(45) **Date of Patent:** **** Dec. 4, 2001**

(54) **FISHING LURE**

(76) Inventors: **Philip H. Hobson; Eileen O. Hobson,**
both of 431 Pinegrove Avenue,
Shelburne, Ontario (CA), L0N1S2

(**) Term: **14 Years**

(21) Appl. No.: **29/124,189**

(22) Filed: **Jun. 1, 2000**

(30) **Foreign Application Priority Data**

Dec. 7, 1999 (CA) 1999-2978

(51) **LOC (7) Cl.** **22-05**

(52) **U.S. Cl.** **D22/129**

(58) **Field of Search** D22/126, 129,
D22/130, 125; 43/42, 42.5, 42.47, 42.39,
42.18, 42.32, 42.35, 42.37, 42.45, 42.52,
42.33, 43.16

(56) **References Cited**

U.S. PATENT DOCUMENTS

D. 178,110 * 6/1956 Bugge D22/129

D. 240,922 * 8/1976 Maxwell D22/129
D. 392,017 * 3/1998 Fish et al. D22/129
D. 399,293 * 10/1998 Cordingley D22/129
D. 412,733 * 8/1999 Cox D22/129
4,122,624 * 10/1978 Smith 43/42.33

* cited by examiner

Primary Examiner—Catherine R. Oliver

(74) *Attorney, Agent, or Firm*—Bourque & Associates, P.A.

(57) **CLAIM**

The ornamental design for a fishing lure, as shown.

DESCRIPTION

FIG. 1 is a perspective view of the fishing lure showing my new design;

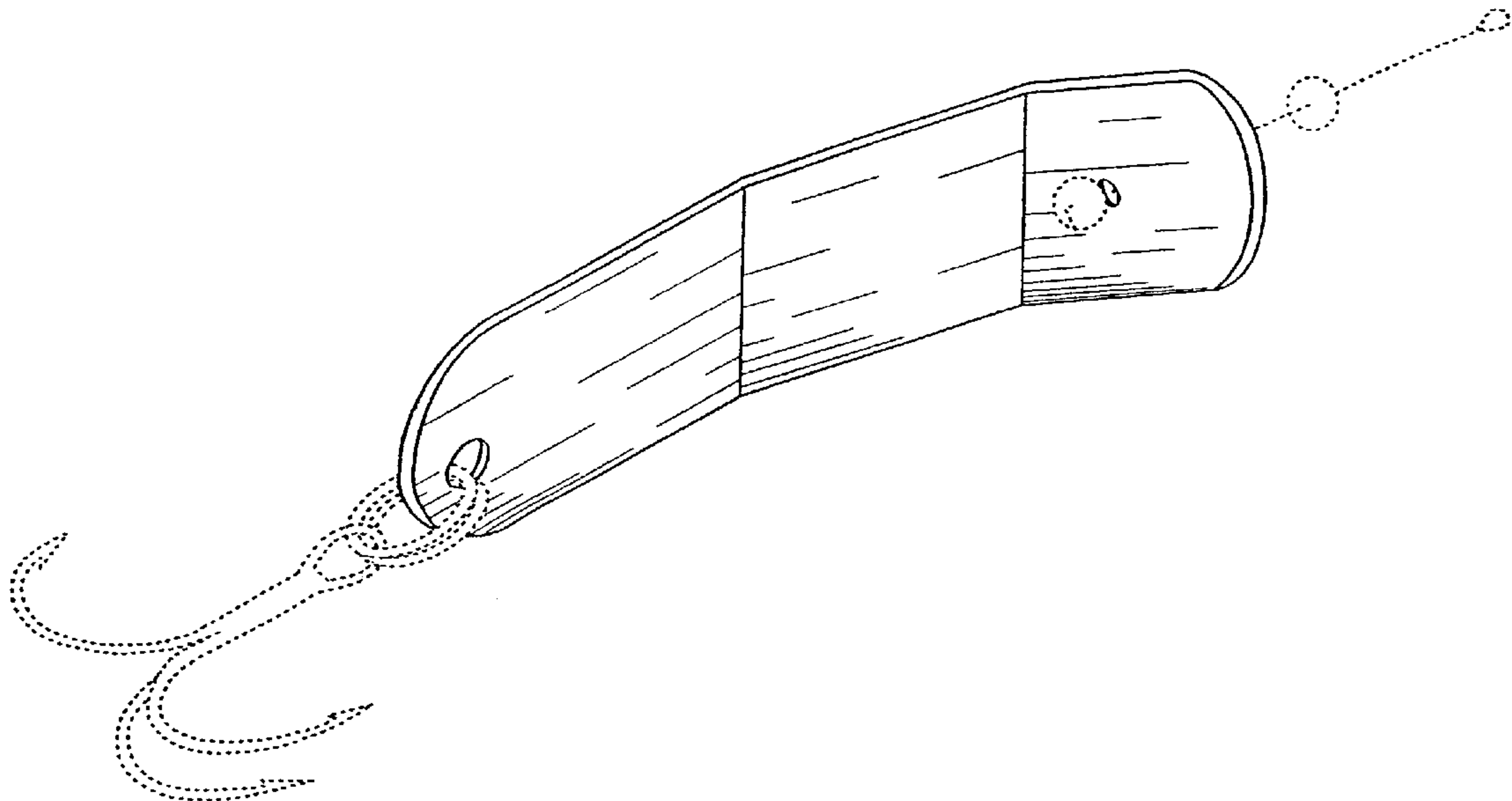
FIG. 2 is a bottom plan view of the fishing lure of FIG. 1;

FIG. 3 is a side view of the fishing lure of FIG. 1; and,

FIG. 4 is another perspective view shown in general assembly for operation.

The broken line showing of environment in FIG. 4 is for illustrative purposes only and forms no part of the claimed design.

1 Claim, 2 Drawing Sheets



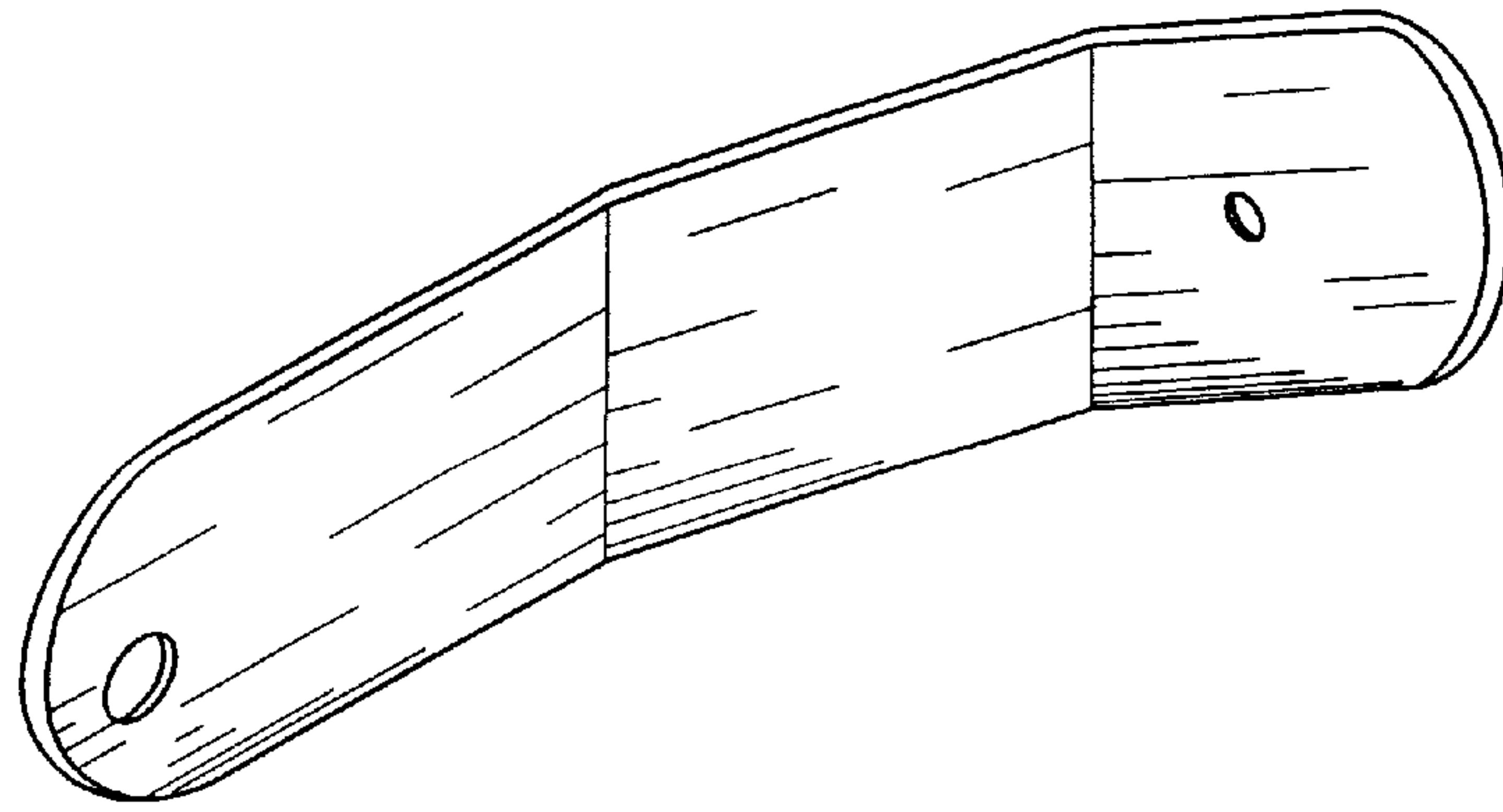


Fig. 1




Fig. 2




Fig. 3

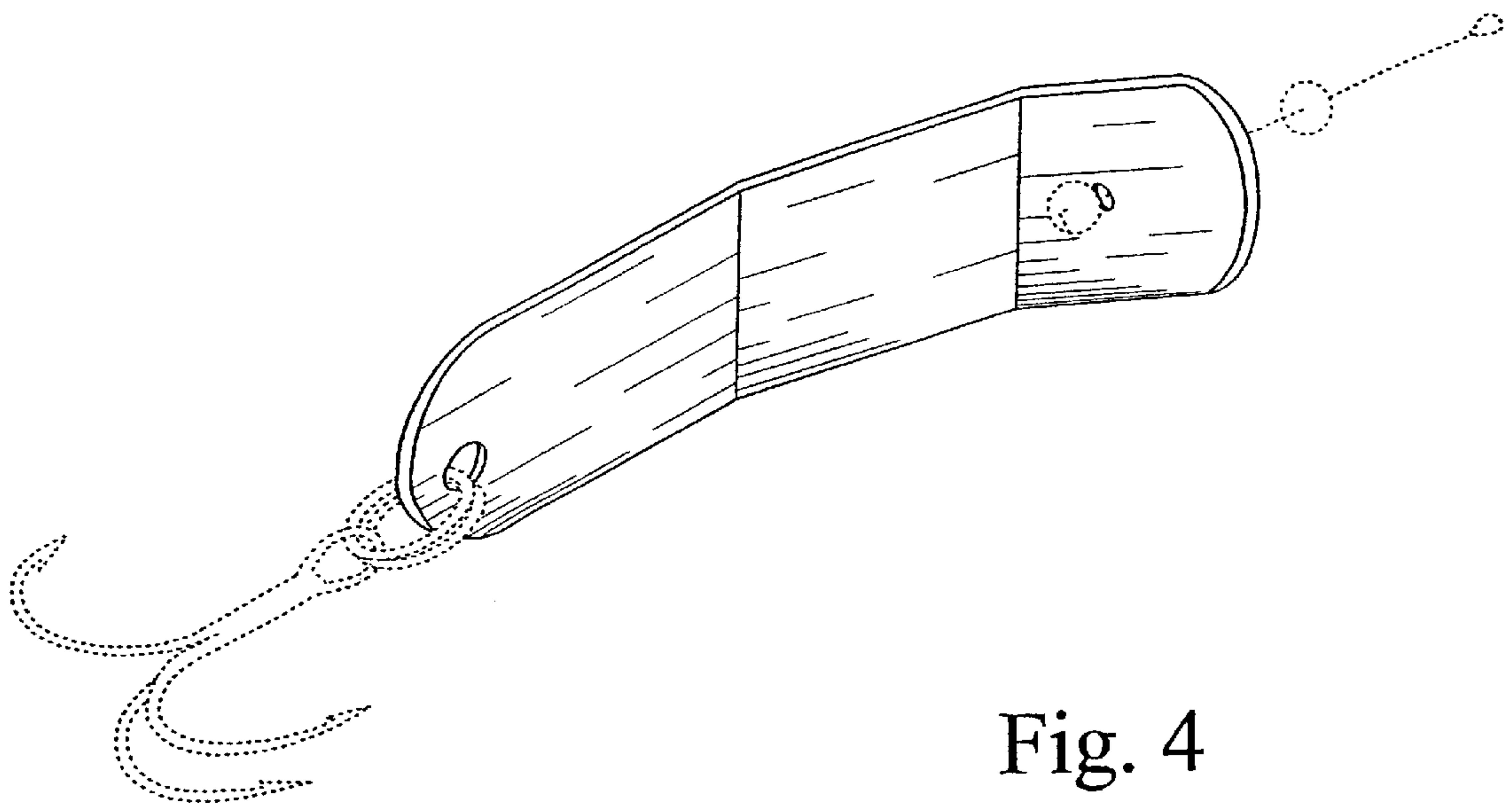


Fig. 4