



US00D451573B1

(12) **United States Design Patent**
Clark, III et al.

(10) **Patent No.:** **US D451,573 S**

(45) **Date of Patent:** **** Dec. 4, 2001**

(54) **HOLDER FOR LIQUID ANT BAIT**

(75) Inventors: **William Stewart Clark, III; Thoms David Kraatz**, both of St. Louis County, MO (US)

(73) Assignee: **Senoret Company**

(**) Term: **14 Years**

(21) Appl. No.: **29/132,221**

(22) Filed: **Nov. 6, 2000**

(51) **LOC (7) Cl.** **22-06**

(52) **U.S. Cl.** **D22/122**

(58) **Field of Search** D22/122, 119, D22/120; 43/107, 131, 132.1, 133, 124

(56) **References Cited**

U.S. PATENT DOCUMENTS

- D. 329,681 * 9/1992 Demarest et al. D22/122
- D. 358,629 * 5/1995 Wefler D22/122
- D. 366,689 * 1/1996 Mares et al. D22/122

- D. 392,365 * 3/1998 Demarest et al. D22/122
- D. 410,724 * 6/1999 Robles et al. D22/122
- D. 425,961 * 5/2000 Kemmis D22/122
- 5,960,585 * 10/1999 Demarest et al. 43/131

* cited by examiner

Primary Examiner—Catherine R. Oliver

(74) *Attorney, Agent, or Firm*—Paul M Denk

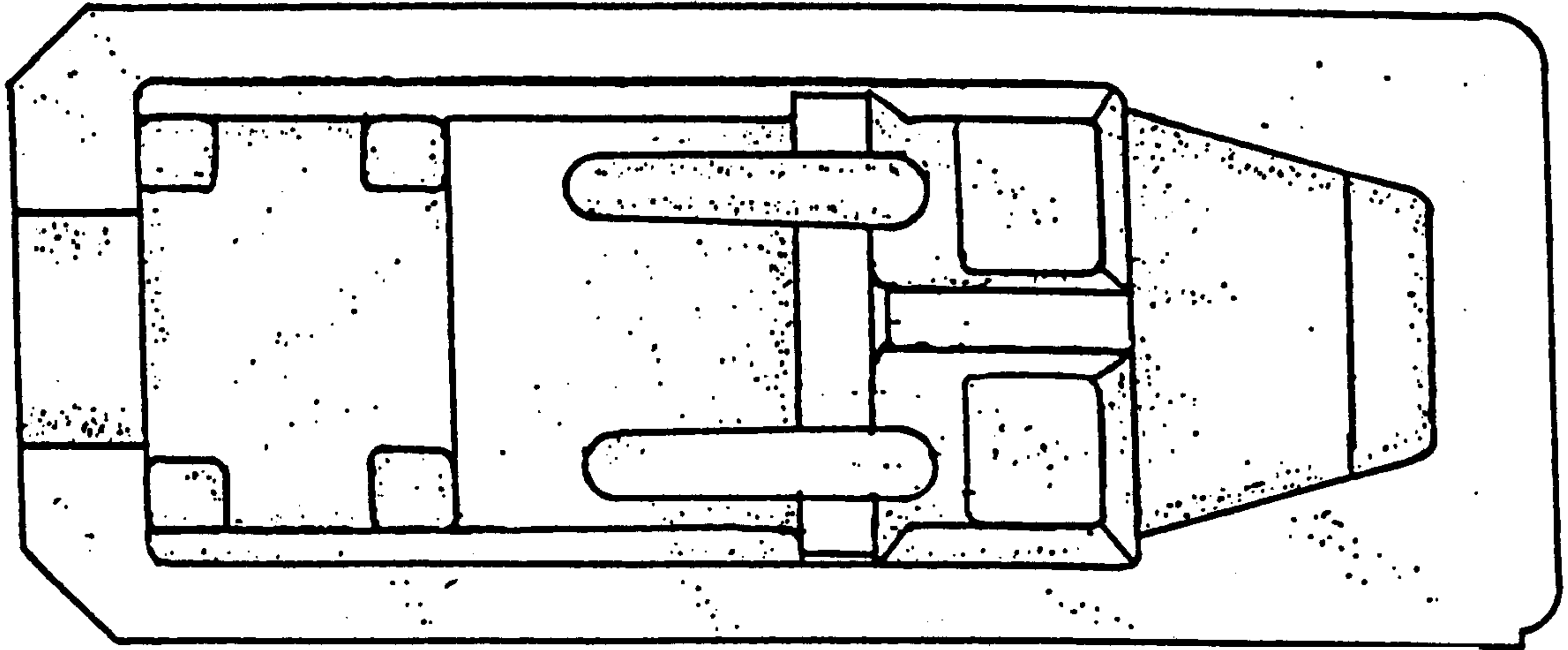
(57) **CLAIM**

The ornamental design for the holder for liquid ant bait, as shown and described.

DESCRIPTION

FIG. 1 is a bottom plan view of the holder for liquid ant bait showing our new design; FIG. 2 is a top plan view thereof; FIG. 3 is a left side view; FIG. 4 is a right side view; FIG. 5 is a rear view; and, FIG. 6 is a front view.

1 Claim, 1 Drawing Sheet



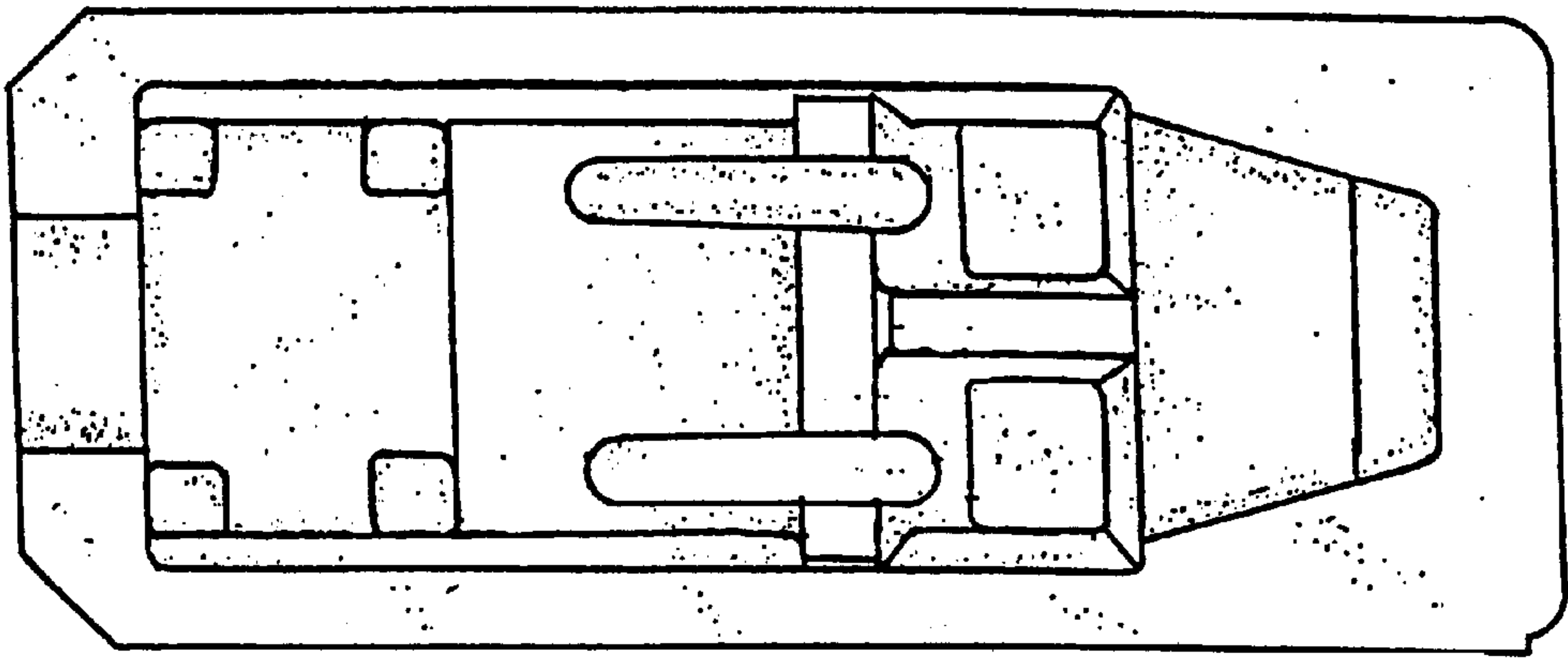


FIG. 1

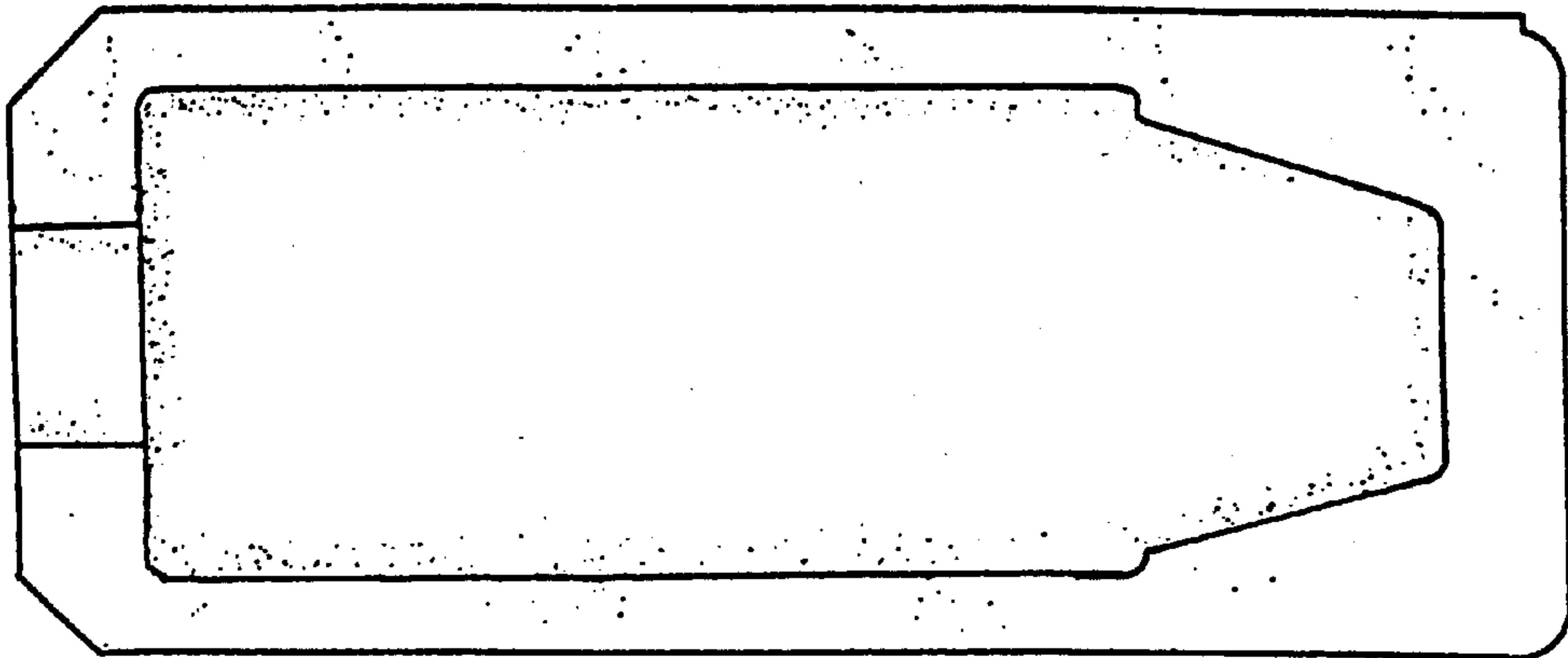


FIG. 2




FIG. 3




FIG. 4

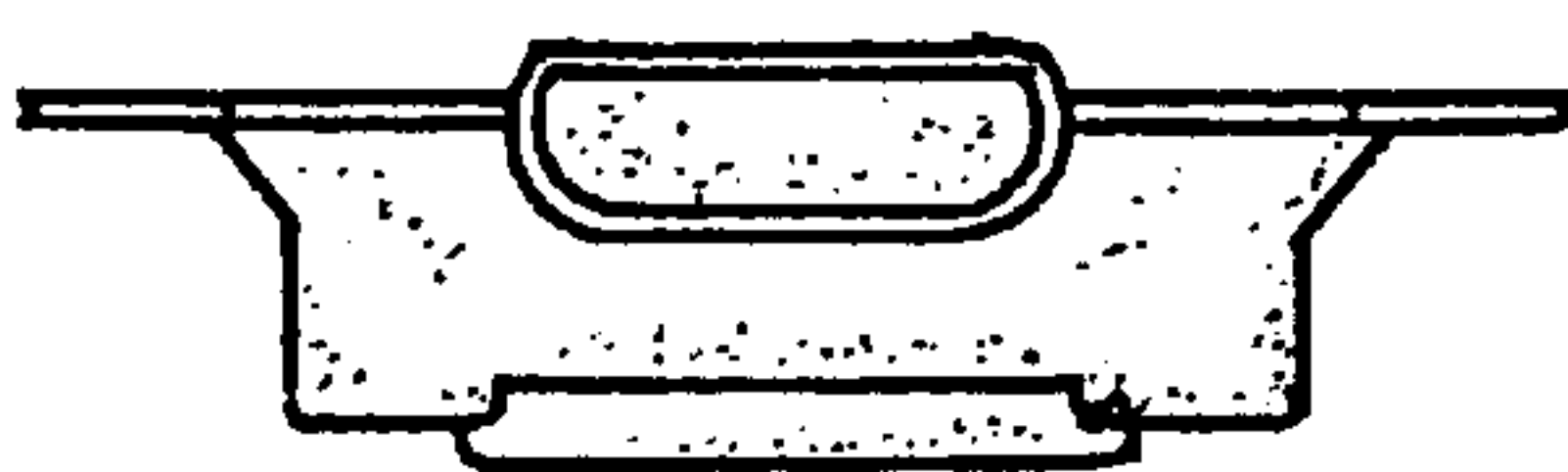


FIG. 5




FIG. 6