



US00D451571B1

(12) **United States Design Patent**  
**Barker, II**

(10) **Patent No.:** **US D451,571 S**

(45) **Date of Patent:** **\*\* Dec. 4, 2001**

(54) **DUCK SWORD**

(76) Inventor: **Robert W. Barker, II**, P.O. Box 1505,  
Niceville, FL (US) 32588

(\*\*) Term: **14 Years**

(21) Appl. No.: **29/135,289**

(22) Filed: **Jan. 10, 2001**

(51) **LOC (7) Cl.** ..... **22-02**

(52) **U.S. Cl.** ..... **D22/118**

(58) **Field of Search** ..... D22/118, 117;  
D21/568, 567; 30/295, 340, 346; 446/405,  
406, 473

(56) **References Cited**

**U.S. PATENT DOCUMENTS**

- D. 225,527 \* 12/1972 Cole ..... D22/118
- D. 358,022 \* 5/1995 Williams ..... D3/6
- D. 361,104 \* 8/1995 Choi ..... D21/568

**OTHER PUBLICATIONS**

US Cavalry, Dragon Head Katana, 1996, p. 88.\*

\* cited by examiner

*Primary Examiner*—Catherine R. Oliver  
(74) *Attorney, Agent, or Firm*—Peter Loffler


(57) **CLAIM**

The ornamental design for a duck sword, as shown and described.

**DESCRIPTION**

FIG. 1 is a perspective view of the duck sword;  
FIG. 2 is a top plan view thereof;  
FIG. 3 is a left side view thereof;  
FIG. 4 is a bottom plan view thereof;  
FIG. 5 is a right side elevation view thereof.  
FIG. 6 is an enlarged front elevation view thereof; and,  
FIG. 7 is an enlarged rear elevation view thereof.

**1 Claim, 3 Drawing Sheets**






FIG. 1.

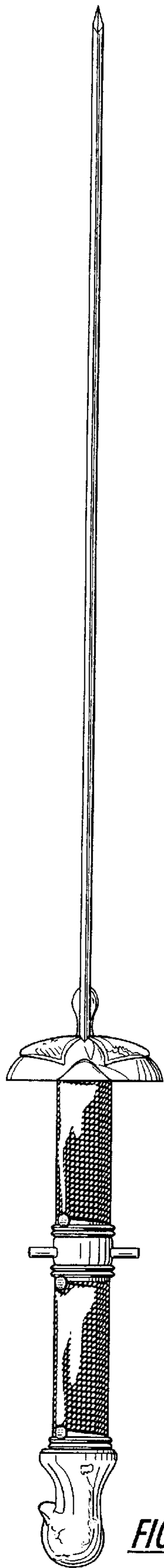


FIG. 2.

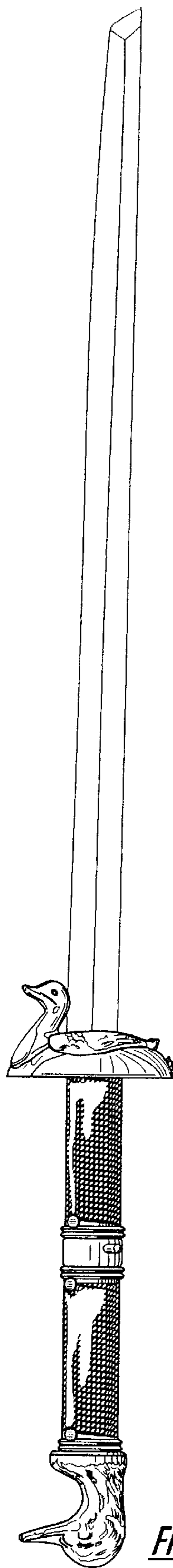


FIG. 3.

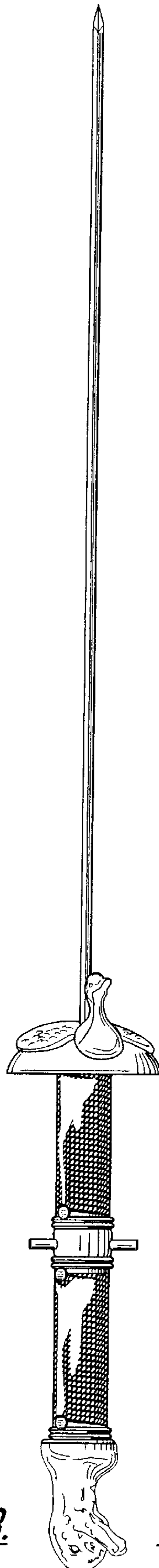


FIG. 4.

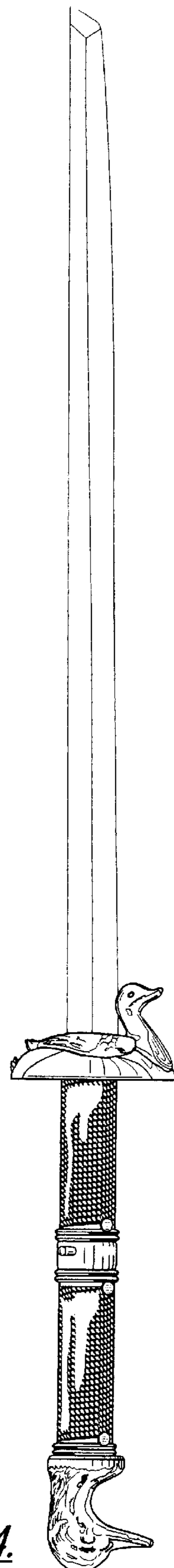


FIG. 5.

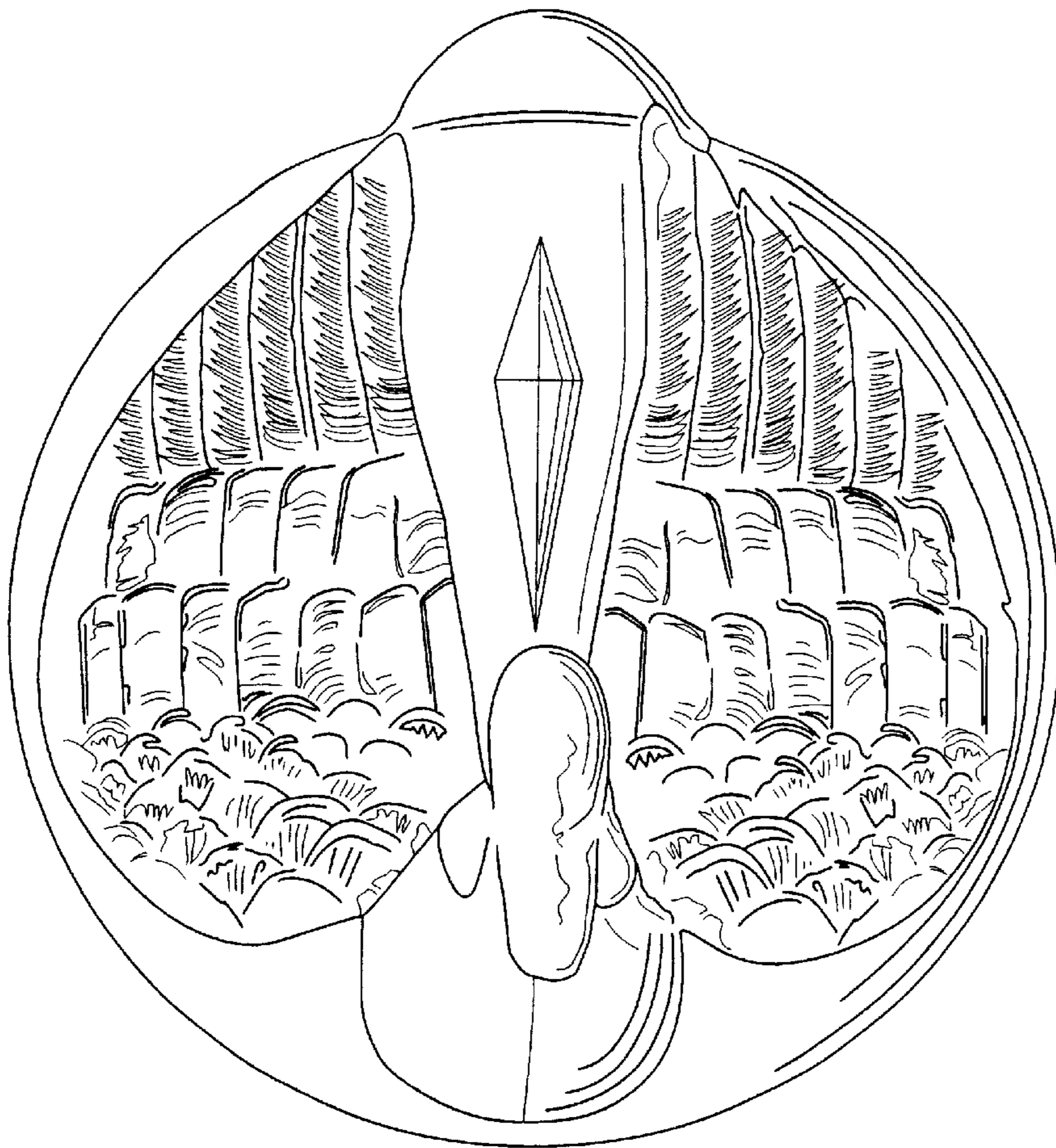


FIG. 6.

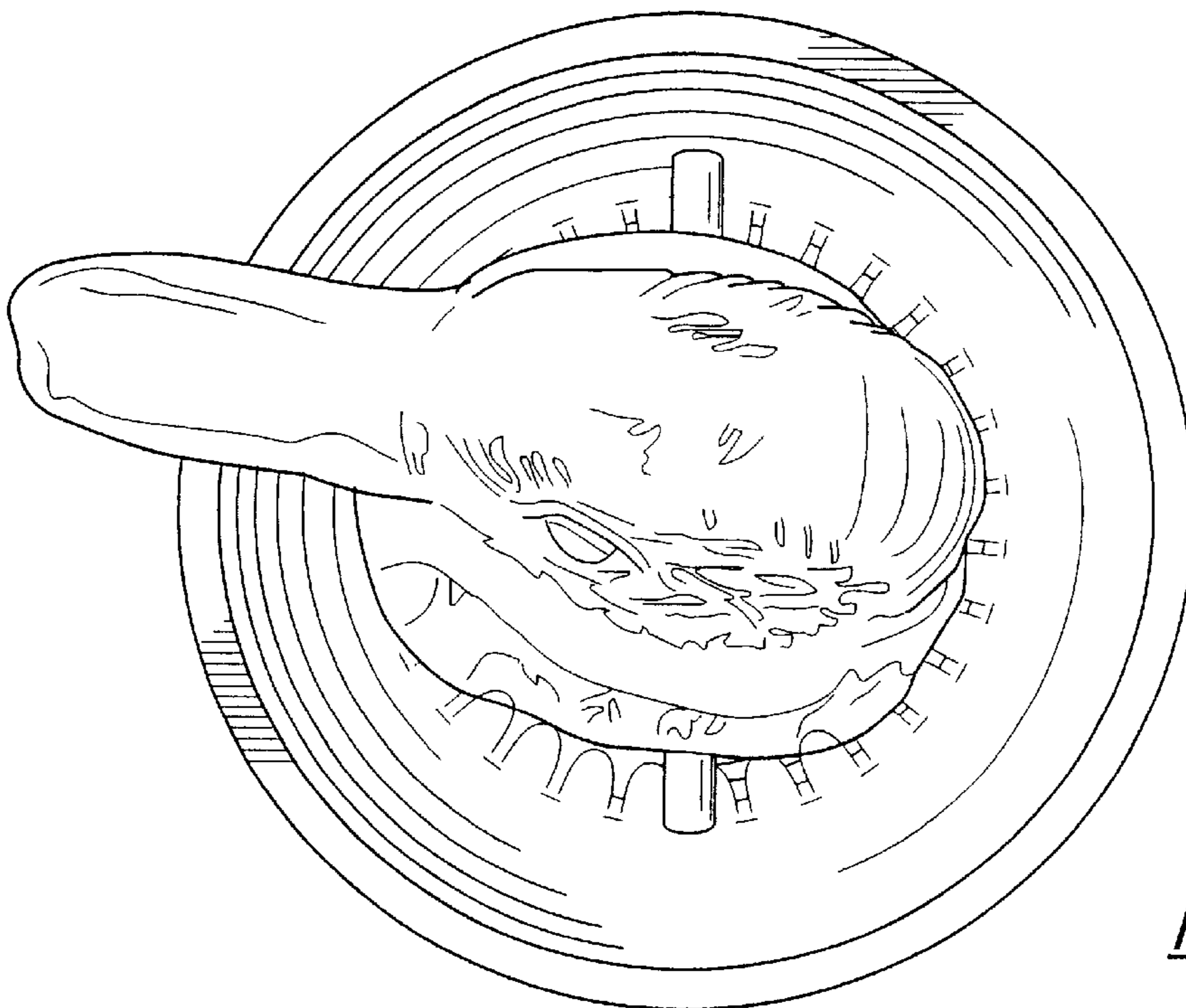


FIG. 7.