



US00D451565B1

(12) **United States Design Patent**
Terry, Jr.

(10) **Patent No.:** **US D451,565 S**

(45) **Date of Patent:** **** Dec. 4, 2001**

(54) **SOLID GOLF BALL TEE**

5,492,323 2/1996 Lee .

(76) Inventor: **Tony M. Terry, Jr.**, 143 Summit
Baptist Church Rd., Eastview, KY (US)
42732

Primary Examiner—Dominic Simone
(74) *Attorney, Agent, or Firm*—Carrithers Law Office;
David W. Carrithers

(**) Term: **14 Years**

(57) **CLAIM**

The ornamental design for a solid golf ball tee, as shown and described.

(21) Appl. No.: **29/117,910**

(22) Filed: **Feb. 1, 2000**

DESCRIPTION

(51) **LOC (7) Cl.** **21-02**

(52) **U.S. Cl.** **D21/717**

(58) **Field of Search** D21/715-719;
473/387-403

FIG. 1 is a perspective top view of a solid golf ball tee in accordance with my design;
FIG. 2 is a top plan view thereof;
FIG. 3 is a bottom plan view thereof; and,
FIG. 4 is a elevated side view thereof showing a golf ball in phantom lines.

The characteristic feature of the design resides in the generally cone shape of the design having a flat base with straight sidewalls and a pointed spike extending from the center of the base in vertical alignment with a conical depression formed in the top extending downward a distance less than one-half the distance of the height from the base to the top thereof.

(56) **References Cited**

U.S. PATENT DOCUMENTS

- D. 27,399 7/1897 Bentz .
- D. 33,398 10/1900 Herrick .
- D. 339,392 9/1993 Sims .
- D. 370,511 6/1996 Shipman .
- 1,152,649 3/1915 Luellen .
- 1,604,390 10/1926 Coker .
- 1,611,332 4/1926 Bunnell .
- 1,815,520 7/1931 McLeod .

1 Claim, 2 Drawing Sheets

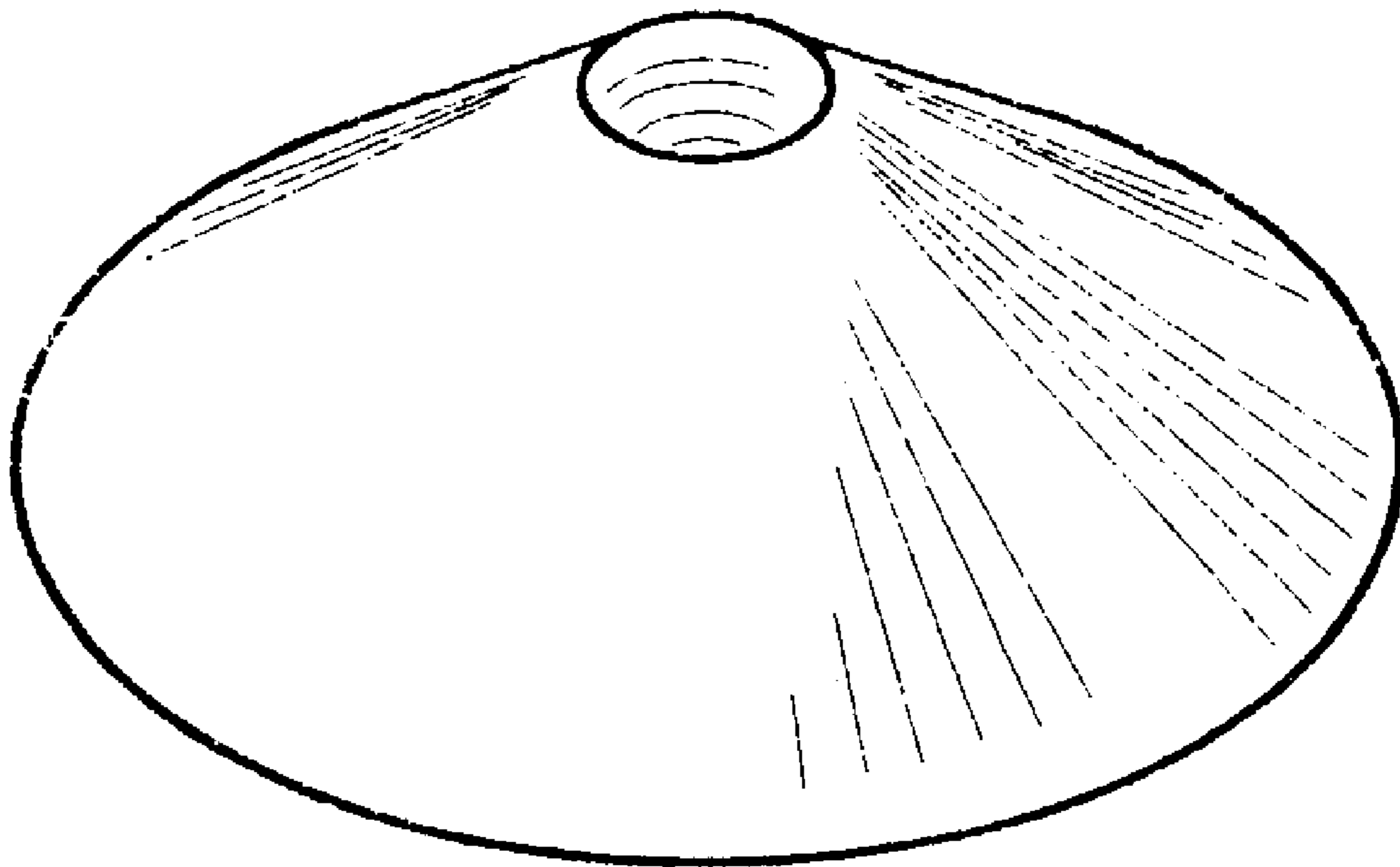


FIGURE 1

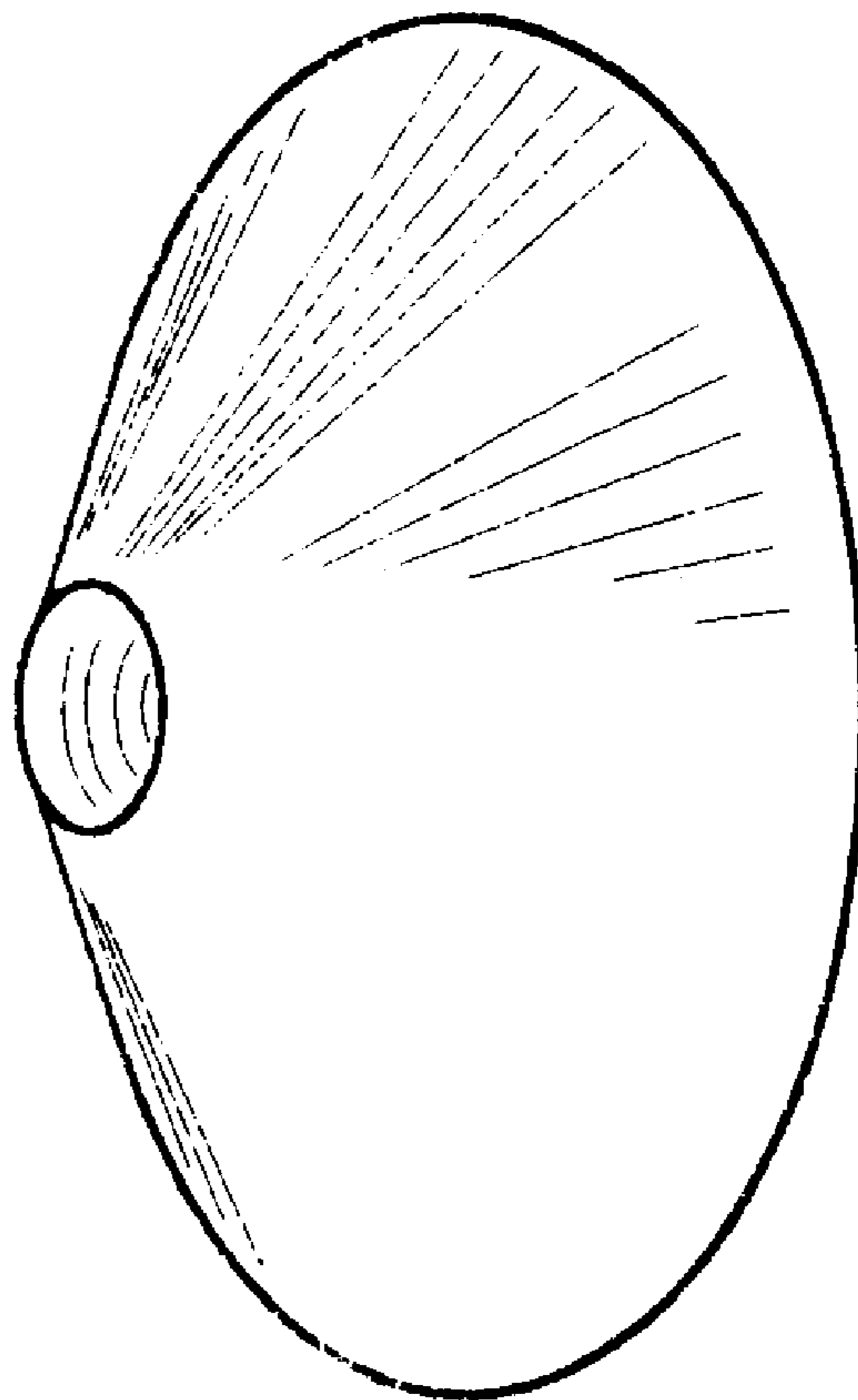


FIGURE 2

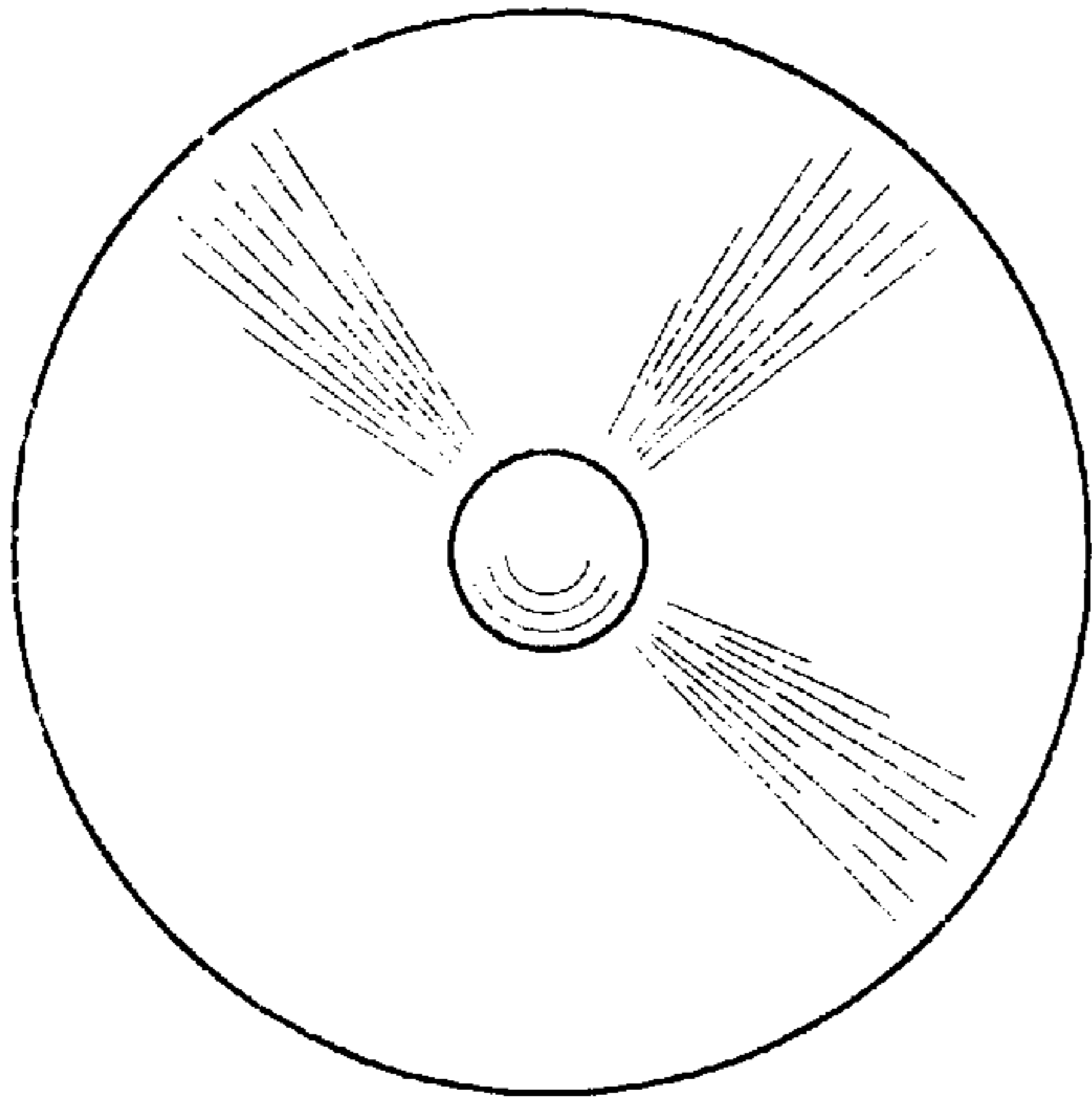


FIGURE 3


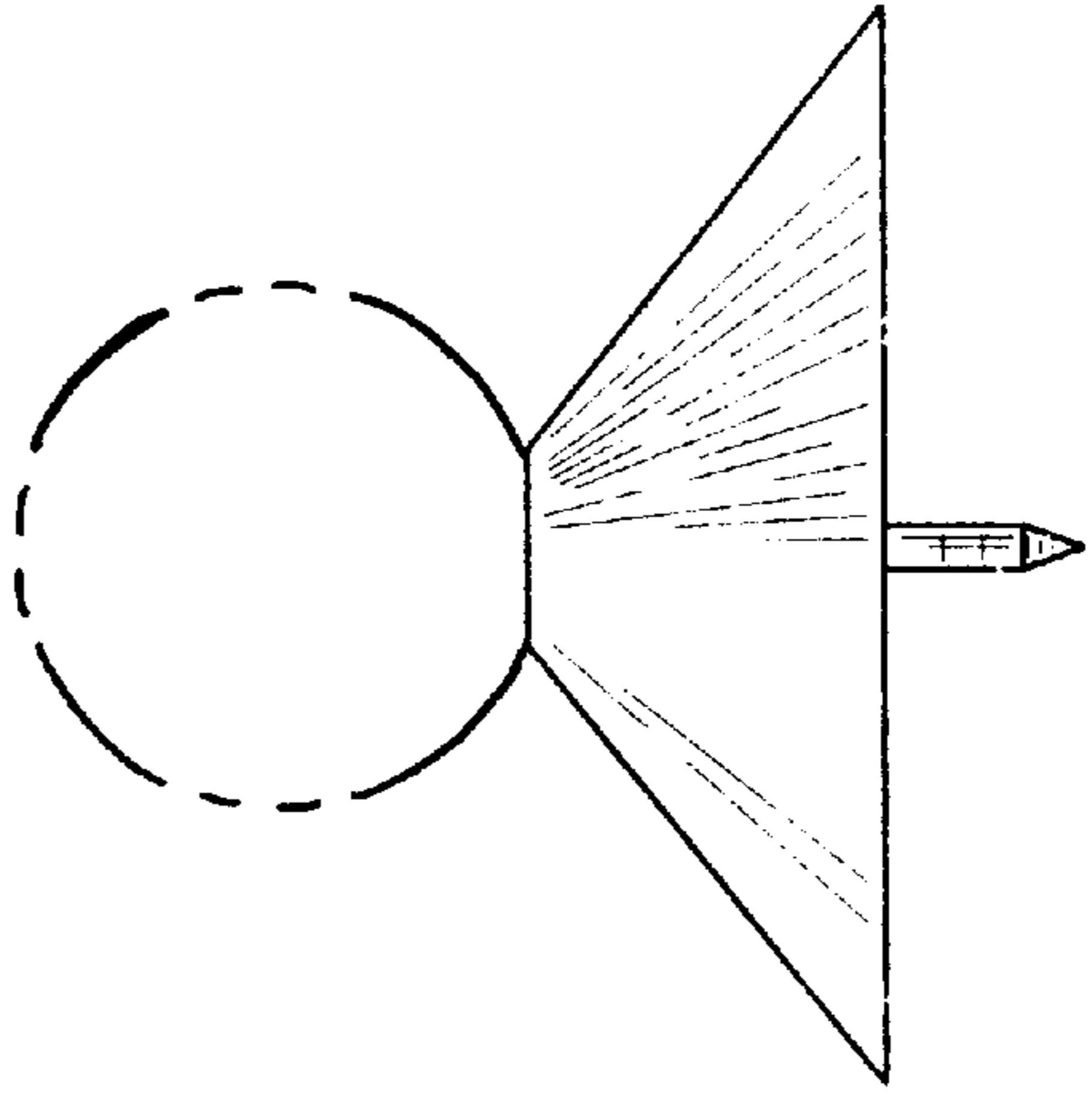


FIGURE 4