



US00D451564B1

(12) **United States Design Patent**
Dean

(10) **Patent No.:** **US D451,564 S**

(45) **Date of Patent:** **** Dec. 4, 2001**

(54) **WRIST, HAND AND FOREARM EXERCISER**

(76) Inventor: **C. David Dean**, 5447 Lymbar, Houston,
TX (US) 77096

(**) Term: **14 Years**

(21) Appl. No.: **29/127,583**

(22) Filed: **Aug. 9, 2000**

(51) **LOC (7) Cl.** **21-02**

(52) **U.S. Cl.** **D21/684; D21/662**

(58) **Field of Search** D21/662, 684,
D21/679, 680, 692; D8/107; 482/44, 45,
49, 91, 132, 121, 122, 126

(56) **References Cited**

U.S. PATENT DOCUMENTS

D. 285,329	*	8/1986	Boettger, Jr.	D21/684
D. 313,827	*	1/1991	Smith	D21/684
D. 358,856	*	5/1995	Boettger, Jr.	D21/684
3,084,547	*	4/1963	Nielsen	482/45
3,741,539	*	6/1973	Hutchins et al.	482/45
4,193,593	*	3/1980	Wilson	482/45
4,643,417	*	2/1987	Nieman	482/5

4,913,417	*	4/1990	Francu	482/45
5,244,442	*	9/1993	Schill	482/45
5,316,531	*	5/1994	Spence	482/93
5,690,598	*	11/1997	Liang	482/127
5,776,034	*	7/1998	Stamler	482/46
5,873,805	*	2/1999	Ayres et al.	482/125

* cited by examiner

Primary Examiner—Philip S. Hyder

(74) *Attorney, Agent, or Firm*—Kenneth A. Roddy

(57) **CLAIM**

The ornamental design for a wrist, hand and forearm exerciser, as shown and described.

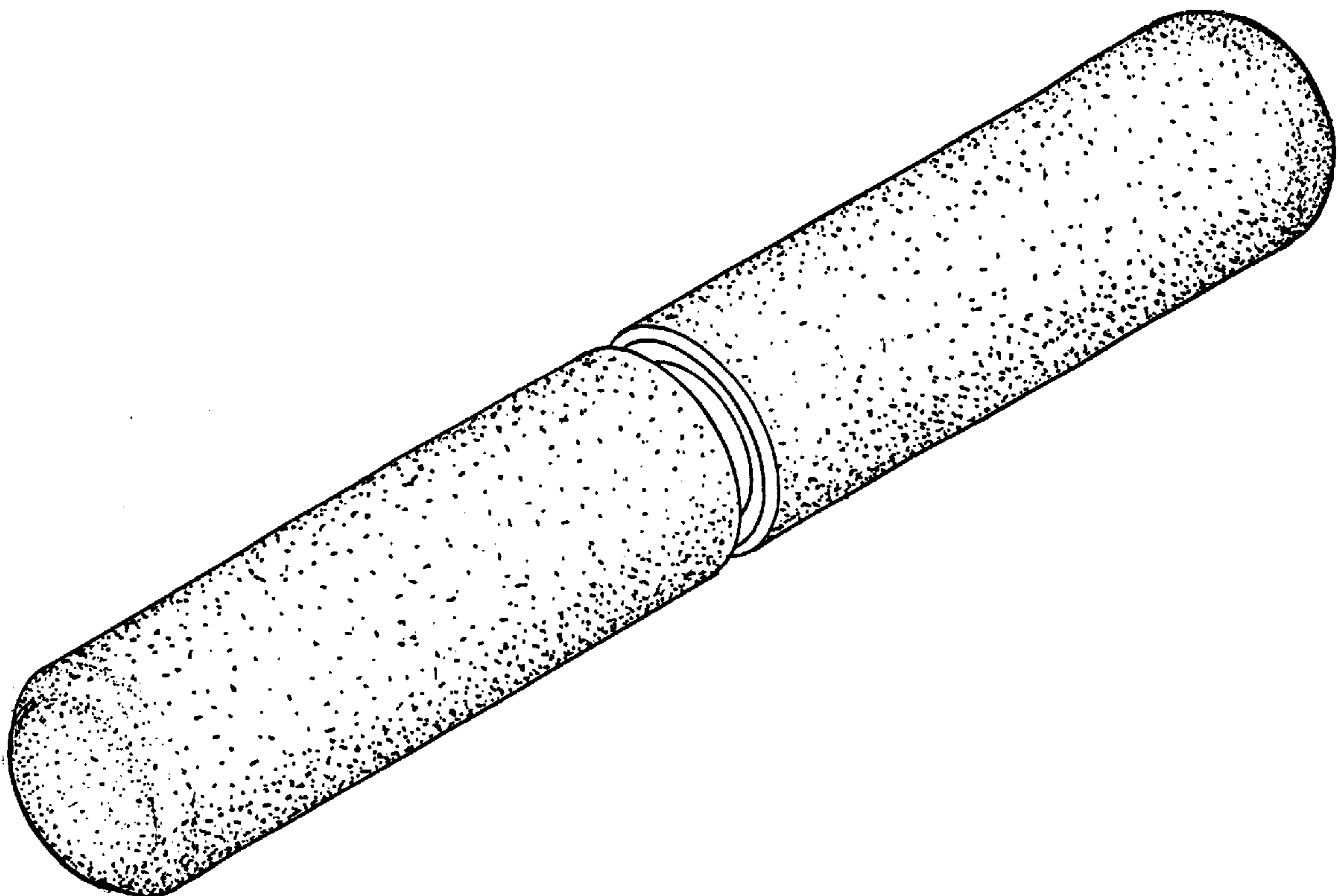
DESCRIPTION

FIG. 1 is a perspective view of a wrist, hand and forearm exerciser showing my new design from the top, one end, and one side, the bottom, opposite end, and opposite side being a mirror image of that shown in FIG. 1;

FIG. 2 is an end view thereof; and,

FIG. 3 is a side elevation thereof, the opposite side being a mirror image of that shown.

1 Claim, 1 Drawing Sheet






Fig. 2

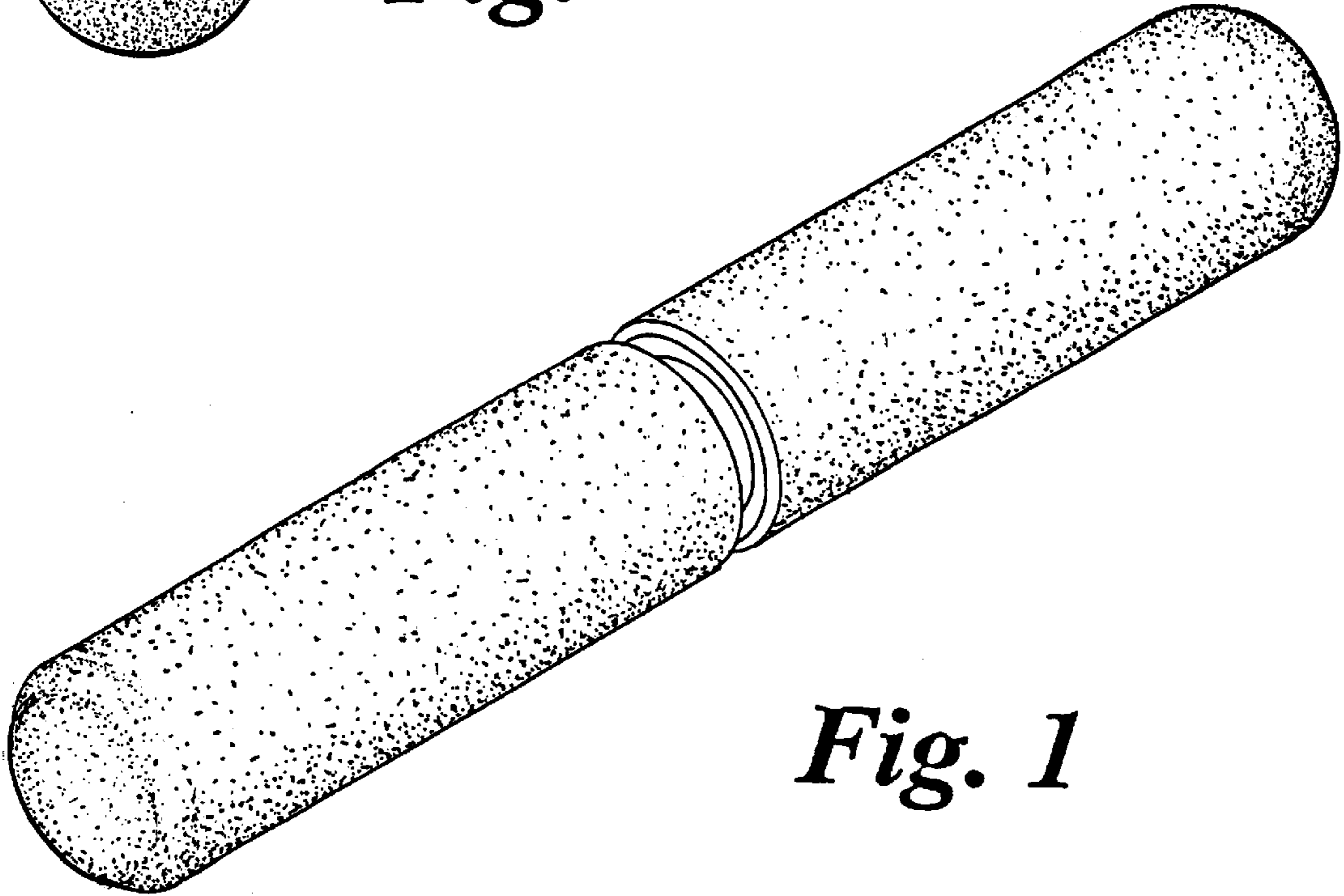


Fig. 1

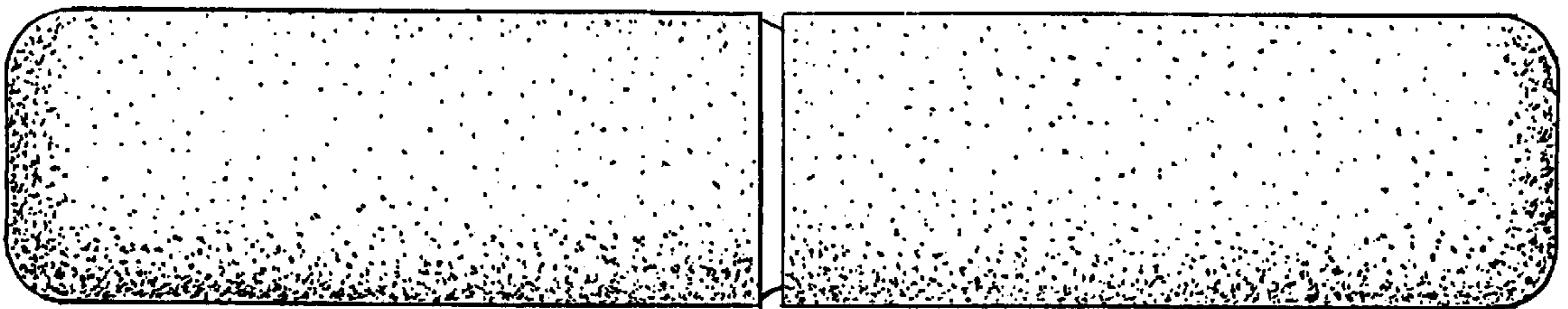


Fig. 3