



US00D451563B1

(12) **United States Design Patent**
Smith

(10) **Patent No.:** **US D451,563 S**

(45) **Date of Patent:** **** Dec. 4, 2001**

(54) **TALKING DOLL**

(76) **Inventor:** **Albertha Smith**, 10 Marshall St., Apt.
#9-H, Irvington, NJ (US) 07111

(**) **Term:** **14 Years**

(21) **Appl. No.:** **29/139,078**

(22) **Filed:** **Mar. 23, 2001**

(51) **LOC (7) Cl.** **21-01**

(52) **U.S. Cl.** **D21/630; D21/643; D21/645**

(58) **Field of Search** **D21/643, 631,**
D21/630, 645-649; D11/160; 446/268,
297, 302

(56) **References Cited**

U.S. PATENT DOCUMENTS

D. 179,143	11/1956	Mitchell .	
D. 184,891	* 4/1959	Rapp	D21/648
D. 227,273	* 6/1973	Paruolo	D21/643
D. 272,843	* 2/1984	Appel et al.	D21/648
D. 395,931	7/1998	Wallace .	
D. 431,271	* 9/2000	Hummet et al.	D21/648
3,977,292	* 8/1976	Favilli et al.	446/297

4,710,145	12/1987	Hall Vandis .	
4,923,428	5/1990	Curran .	
4,950,200	* 8/1990	Curran	446/302
5,281,180	1/1994	Lam et al. .	
5,795,213	8/1998	Goodwin .	

* cited by examiner

Primary Examiner—Lucy Lieberman

(57) **CLAIM**

The ornamental design for a talking doll, as shown and described.

DESCRIPTION

FIG. 1 is a front elevational view of a talking doll of the present invention;
 FIG. 2 is a rear elevational view of the talking doll of FIG. 1;
 FIG. 3 is a left side elevational view of the talking doll of FIG. 1;
 FIG. 4 is a right side elevational view of the talking doll of FIG. 1;
 FIG. 5 is a top plan view of the talking doll of FIG. 1; and,
 FIG. 6 is a bottom plan view of the talking doll of FIG. 1.

1 Claim, 2 Drawing Sheets




FIG. 1




FIG. 5





FIG. 3

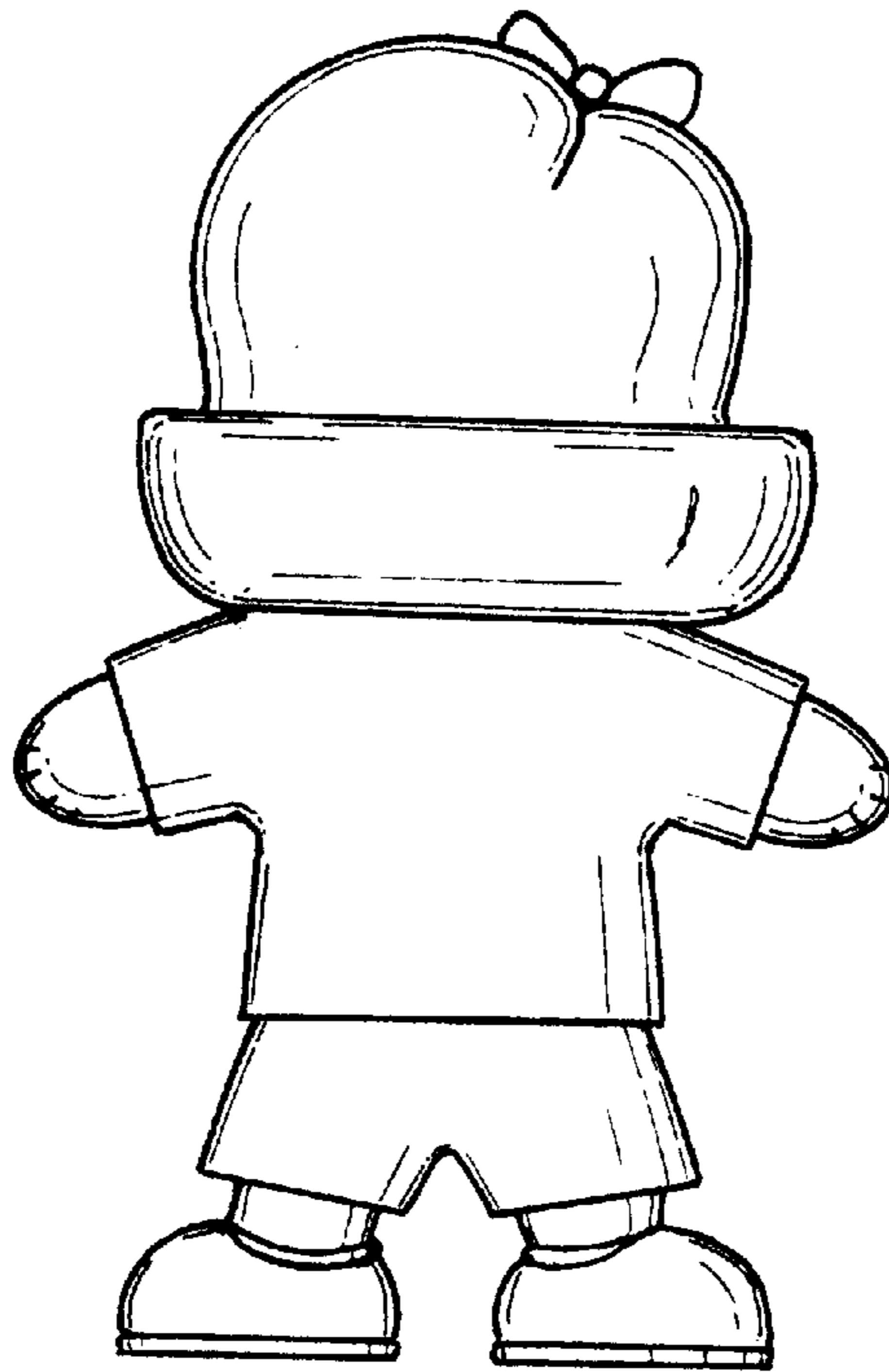


FIG.2

FIG.4




FIG.6

