



US00D451554B1

(12) **United States Design Patent**
Fasano

(10) **Patent No.:** **US D451,554 S**

(45) **Date of Patent:** **** Dec. 4, 2001**

(54) **SIGN INSERT**

(76) **Inventor:** **Thomas Fasano**, 74 Liberty St., Deer Park, NY (US) 11729

(**) **Term:** **14 Years**

(21) **Appl. No.:** **29/130,767**

(22) **Filed:** **Oct. 8, 2000**

(51) **LOC (7) Cl.** **20-02**

(52) **U.S. Cl.** **D20/22**

(58) **Field of Search** D20/10, 11, 22-28,
D20/40; 40/1.5, 27.5, 299.01, 300, 316;
283/81

(56) **References Cited**

U.S. PATENT DOCUMENTS

D. 424,859	*	5/2000	Hamilton	D20/22
D. 432,582	*	10/2000	Pritchard	D20/22
D. 436,631	*	1/2001	Caloia et al.	D20/22

* cited by examiner

Primary Examiner—Marcus A. Jackson

(74) *Attorney, Agent, or Firm*—Michael I. Kroll

(57) **CLAIM**

The ornamental design for a sign insert, as shown and described.

DESCRIPTION

FIG. 1 is a front elevational view of the sign insert showing my new design;

FIG. 2 is a rear elevational view of the sign insert showing my new design;

FIG. 3 is a right side elevational view of the sign insert showing my new design;

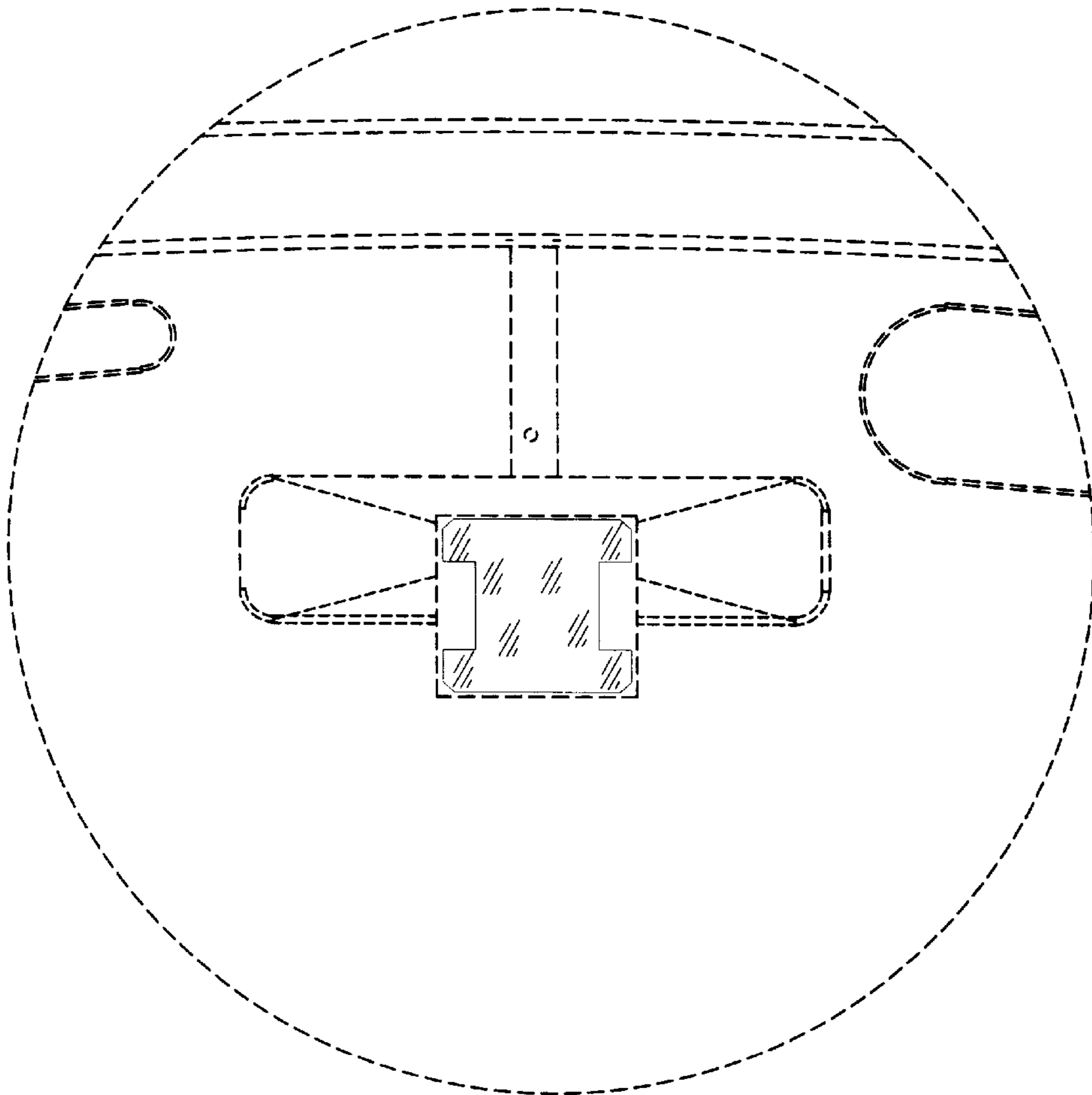
FIG. 4 is a left side view elevational of the sign insert showing my new design;

FIG. 5 is a top plan view of the sign insert showing my new design; and,

FIG. 6 is a bottom plan view of the sign insert showing my new design; and,

FIG. 7 is a front elevational view of the sign insert showing my new design.

1 Claim, 7 Drawing Sheets



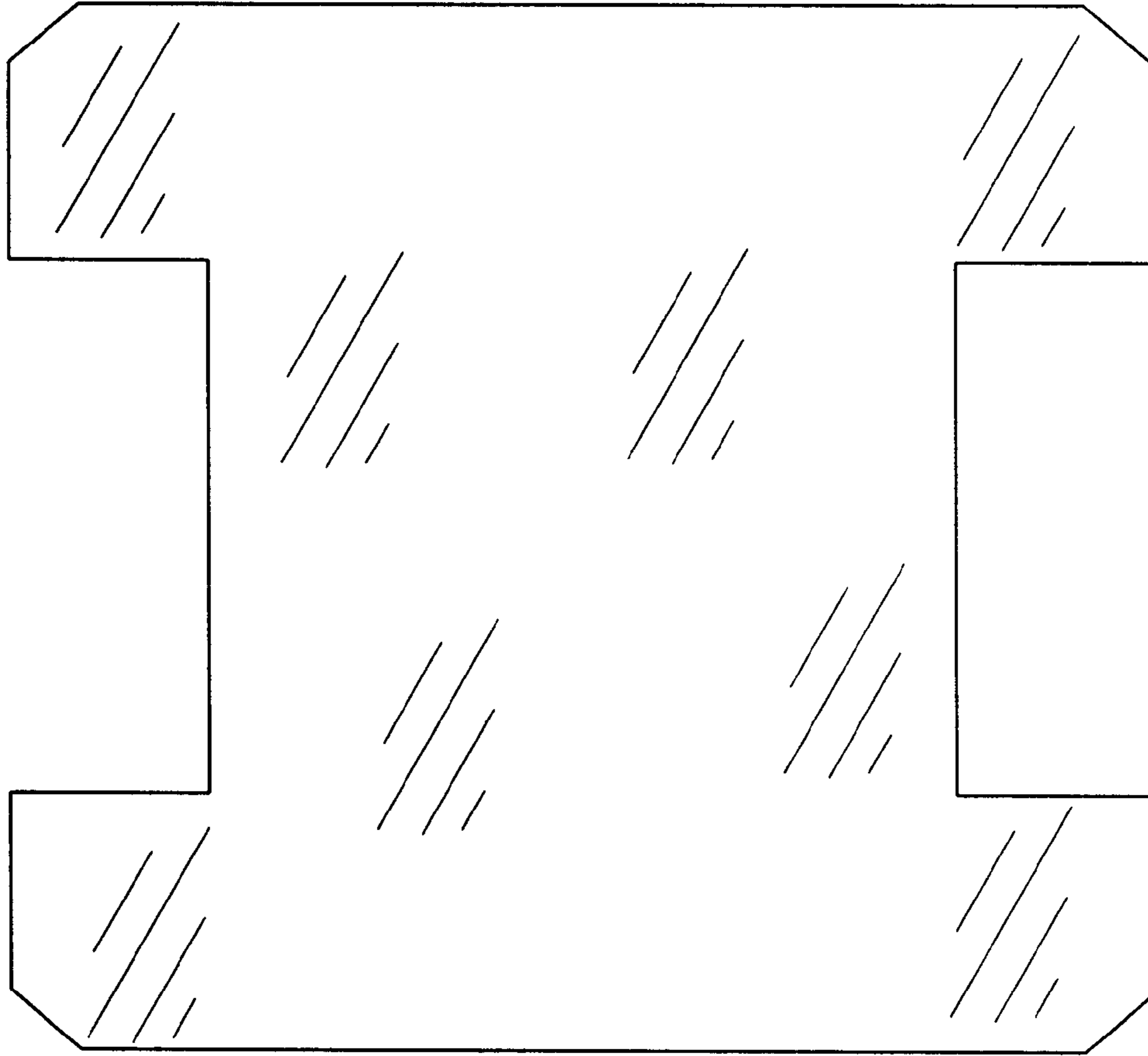


FIG 1
FRONT VIEW

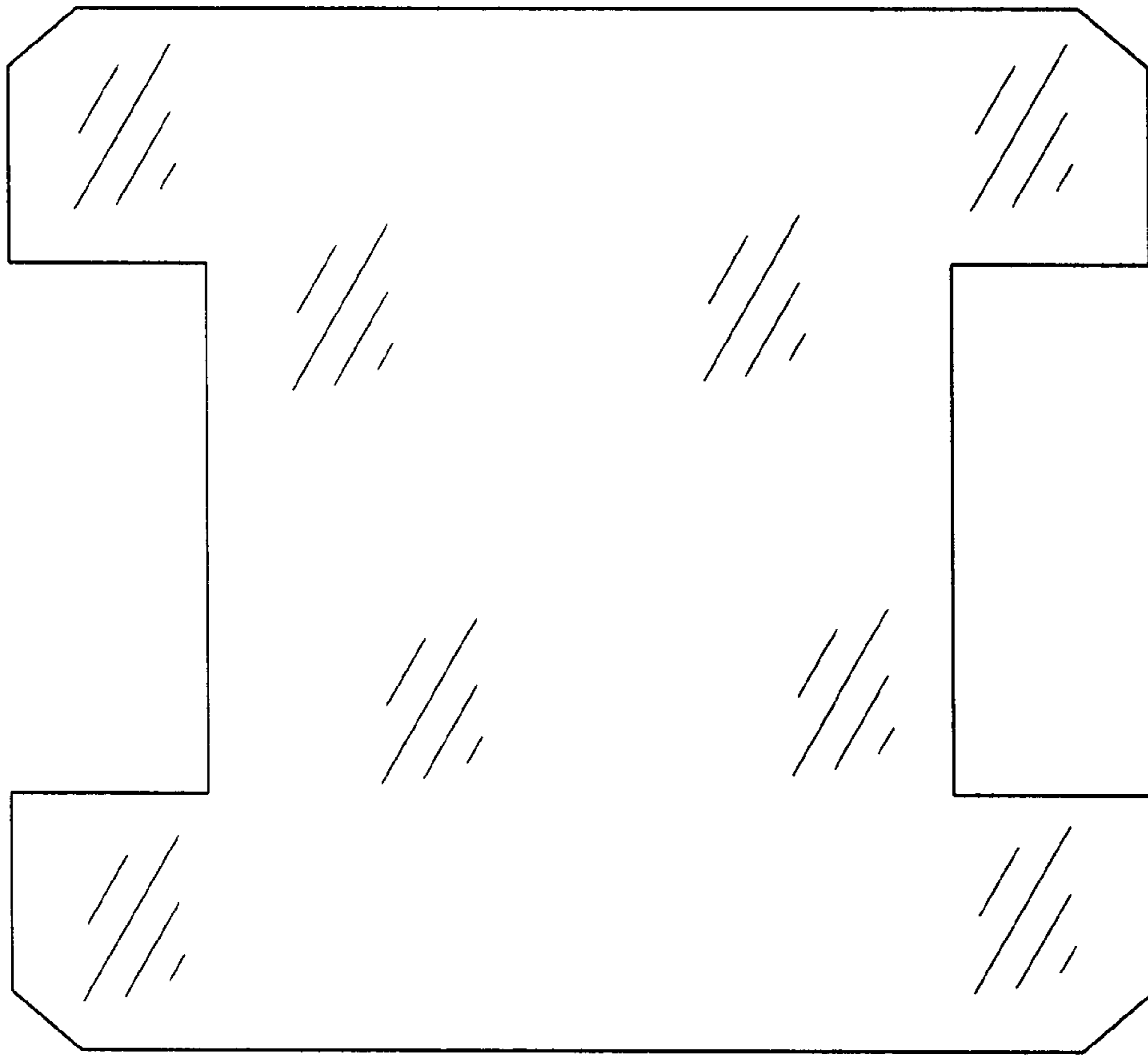


FIG 2

REAR VIEW



FIG 3
RIGHT SIDE VIEW



FIG 4
LEFT SIDE VIEW




FIG 5
TOP SIDE VIEW




FIG 6
BOTTOM SIDE VIEW

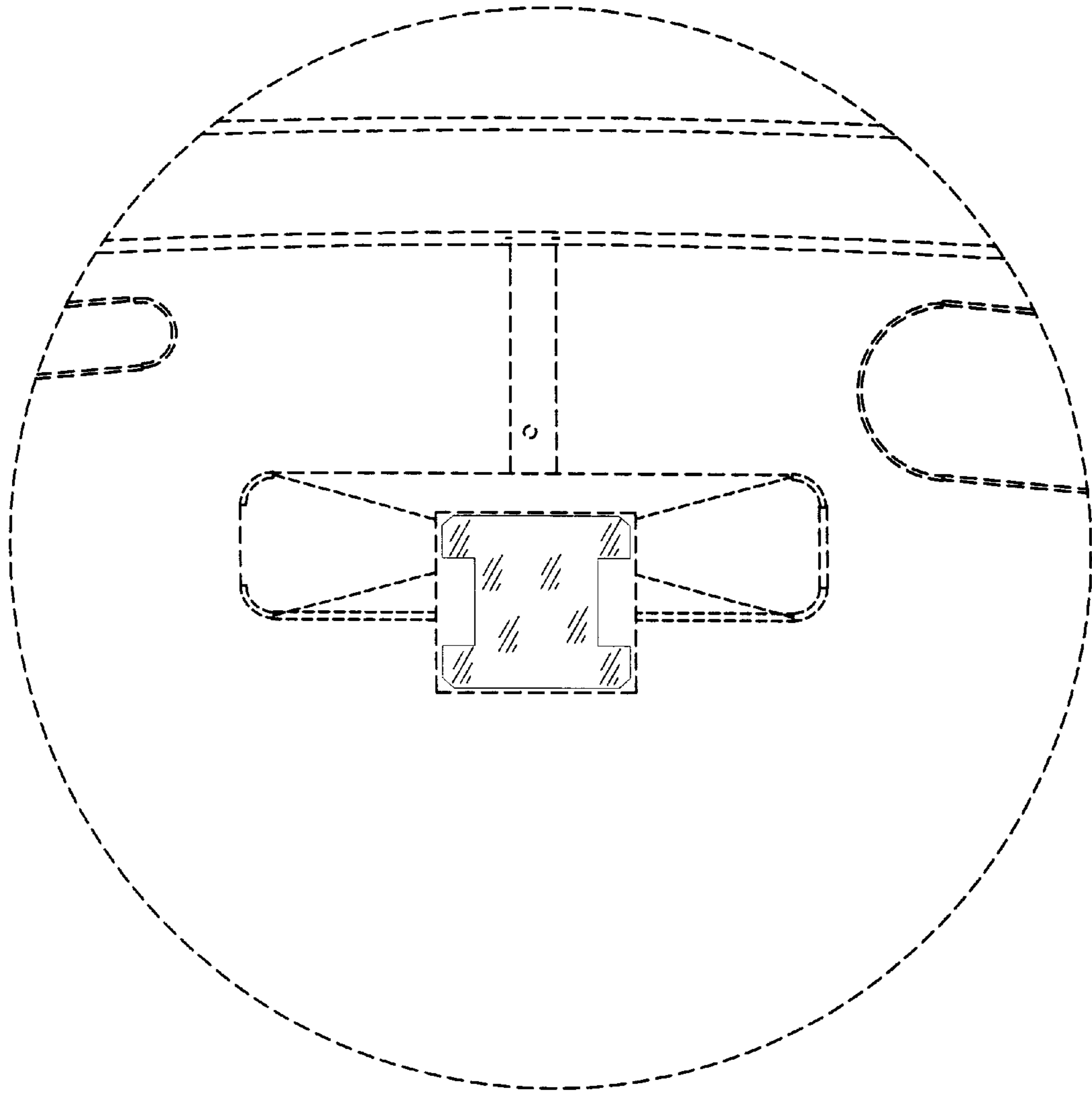


FIG 7