



US00D451548B1

(12) **United States Design Patent**
Banasik

(10) **Patent No.:** **US D451,548 S**

(45) **Date of Patent:** **** Dec. 4, 2001**

(54) **WRITING INSTRUMENT**

(75) **Inventor:** **Daniel P. Banasik**, San Antonio, TX
(US)

(73) **Assignee:** **Norwood Promotional Products, Inc.**,
Austin, TX (US)

(**) **Term:** **14 Years**

(21) **Appl. No.:** **29/138,028**

(22) **Filed:** **Mar. 5, 2001**

(51) **LOC (7) Cl.** **19-06**

(52) **U.S. Cl.** **D19/51; D19/50; D19/56**

(58) **Field of Search** D19/35, 36, 41-51,
D19/53-58, 81-85; 401/99, 100, 103-106,
109-117, 209

(56) **References Cited**

U.S. PATENT DOCUMENTS

- D. 85,944 * 1/1932 Larsen D19/56 X
- D. 329,874 * 9/1992 Cuadrado D19/48
- D. 362,460 * 9/1995 Young D19/48
- D. 364,641 * 11/1995 Osterhout D19/36

- D. 390,872 * 2/1998 Sunaga D19/36
- D. 390,873 * 2/1998 Oka D19/49
- D. 398,643 * 9/1998 Izushima D19/51

OTHER PUBLICATIONS

Guernsey Office Products, c1999, see indicated item 1, p. 811.*

* cited by examiner

Primary Examiner—Martie K. Holtje

(74) *Attorney, Agent, or Firm*—Douglas J. Stilwell

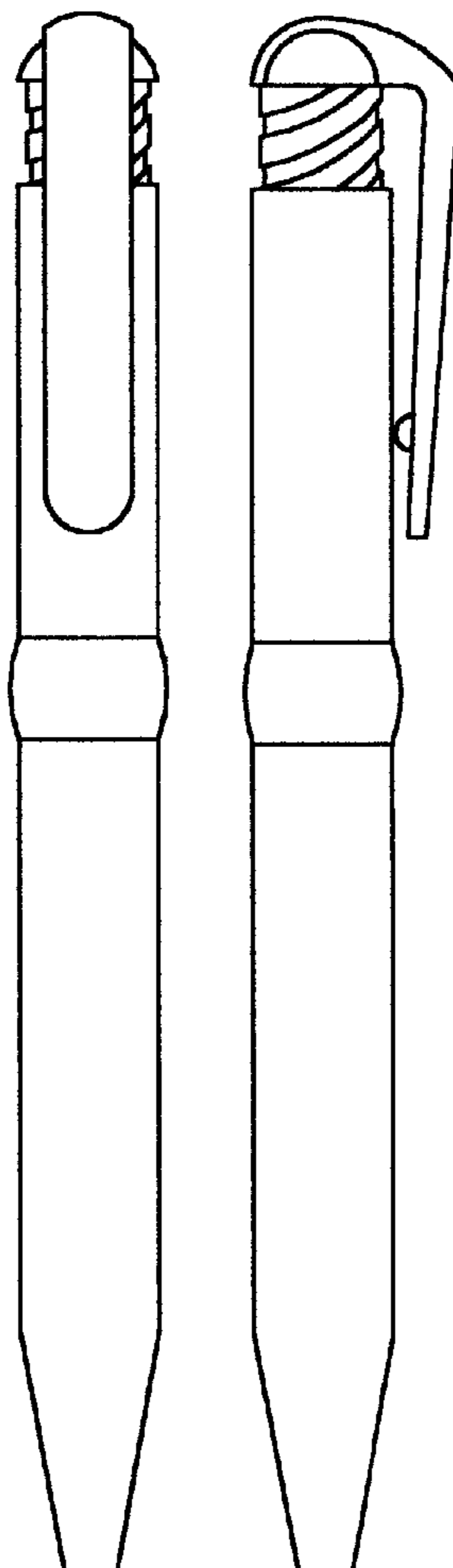
(57) **CLAIM**

The ornamental design for a writing instrument, as shown.

DESCRIPTION

FIG. 1 is a perspective view of the writing instrument; FIG. 2 is a front elevational view of the writing instrument; FIG. 3 is a rear elevational view of the writing instrument; FIG. 4 is a left elevational view of the writing instrument; FIG. 5 is a right elevational view of the writing instrument; FIG. 6 is a top plan view of the writing instrument; and, FIG. 7 is a bottom plan view of the writing instrument.

1 Claim, 2 Drawing Sheets



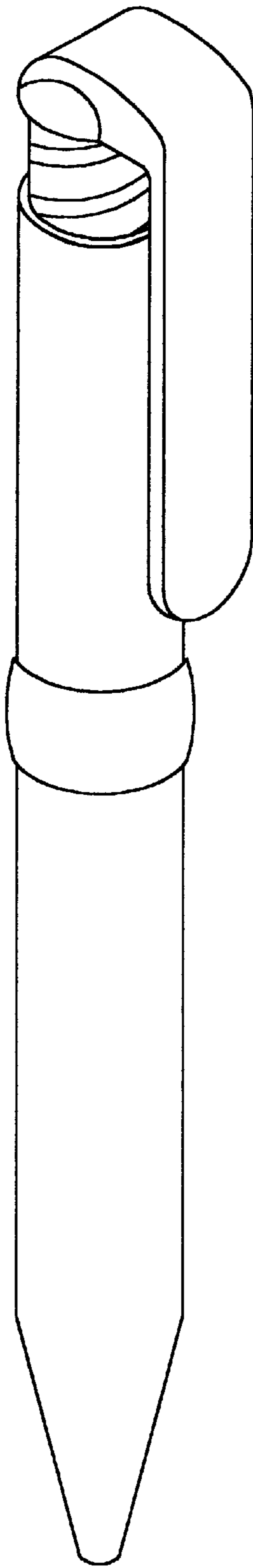


FIG. 1



FIG. 6




FIG. 3

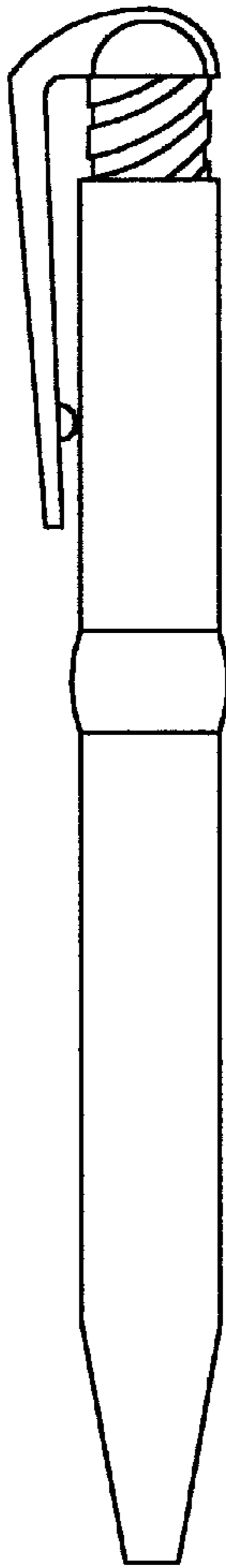


FIG. 4

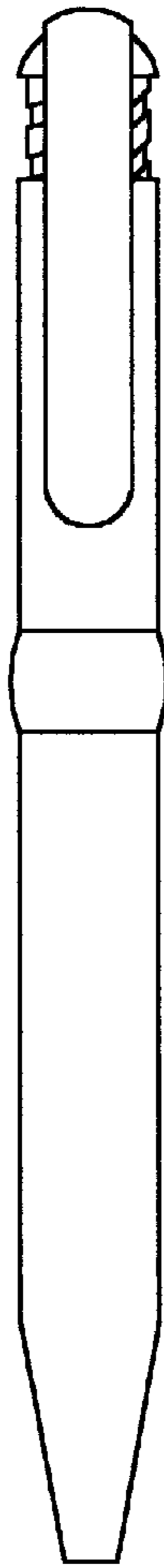


FIG. 2

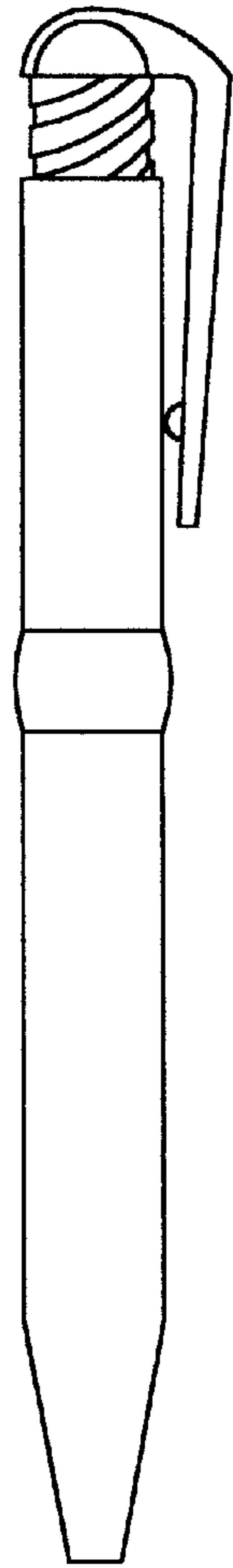


FIG. 5

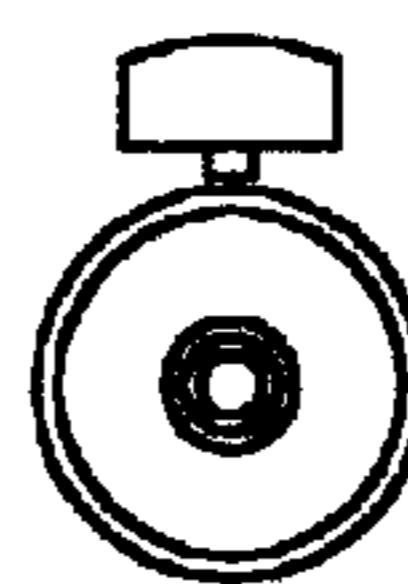


FIG. 7