



US00D451545B1

(12) **United States Design Patent**
Tsuchikura

(10) **Patent No.:** **US D451,545 S**

(45) **Date of Patent:** **** Dec. 4, 2001**

(54) **BALL-POINT PEN**

1018535 6/1998 (JP) .

(75) Inventor: **Masanori Tsuchikura**, Tokyo (JP)

OTHER PUBLICATIONS

(73) Assignee: **Mitsubishi Pencil Co., Ltd.**, Tokyo (JP)

Guernsey Office Products Catalog—1999—p. 811—“B” pens at top.*

(**) Term: **14 Years**

* cited by examiner

(21) Appl. No.: **29/141,544**

Primary Examiner—Martie K. Holtje

(74) *Attorney, Agent, or Firm*—Foley & Larnder

(22) Filed: **May 9, 2001**

(57) **CLAIM**

(30) **Foreign Application Priority Data**

The ornamental design for a ball-point pen, as shown and described.

Nov. 10, 2000 (JP) 12-032248

(51) **LOC (7) Cl.** **19-06**

DESCRIPTION

(52) **U.S. Cl.** **D19/36; D19/51; D19/55; D19/56**

FIG. 1 is a left front perspective view of a ball-point pen showing my new design;

(58) **Field of Search** D19/35, 36, 41–51, D19/53–58, 81–85; 401/6, 7, 88, 17–20, 29–34, 99–117, 209

FIG. 2 is a front elevational view;

FIG. 3 is a right side elevational view;

FIG. 4 is a rear elevational view;

FIG. 5 is a left side elevational view;

FIG. 6 is a top plan view;

FIG. 7 is a bottom plan view;

FIG. 8 is a front elevational view with one of the writing tips extended;

FIG. 9 is a rear elevational view with the other writing tip extended; and,

FIG. 10 is an enlarged cross-sectional view taken in the direction of arrows 10—10 in FIG. 3.

(56) **References Cited**

U.S. PATENT DOCUMENTS

- D. 374,893 * 10/1996 Yazawa D19/51
- D. 389,186 * 1/1998 Shimizu D19/48
- D. 411,858 * 7/1999 Katami D19/51
- D. 438,246 * 2/2001 Hollington et al. D19/51
- 3,274,976 * 9/1966 Levois 401/31
- 3,837,748 * 9/1974 Cunningham 401/30
- 6,217,241 * 4/2001 Kobayashi 401/32

FOREIGN PATENT DOCUMENTS

948825 12/1995 (JP) .

1 Claim, 2 Drawing Sheets

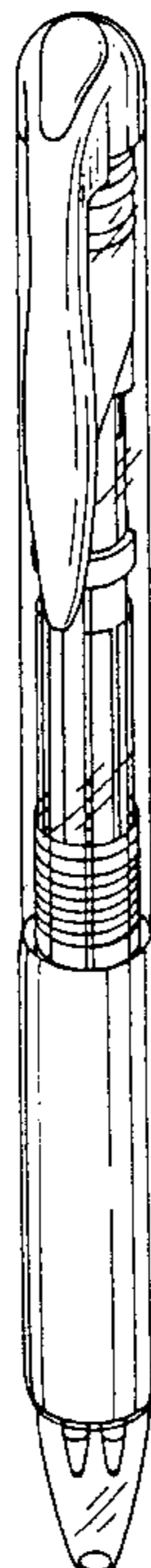


Fig.1

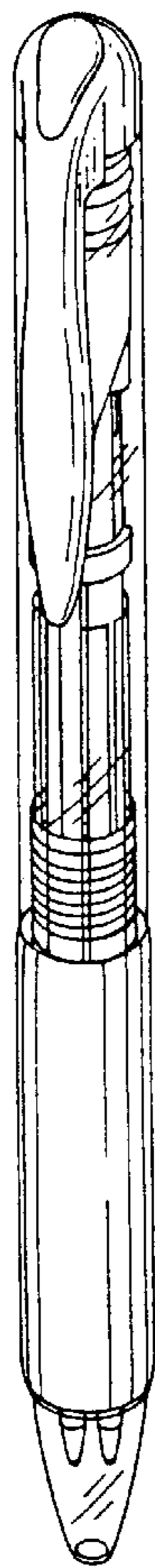


Fig.2

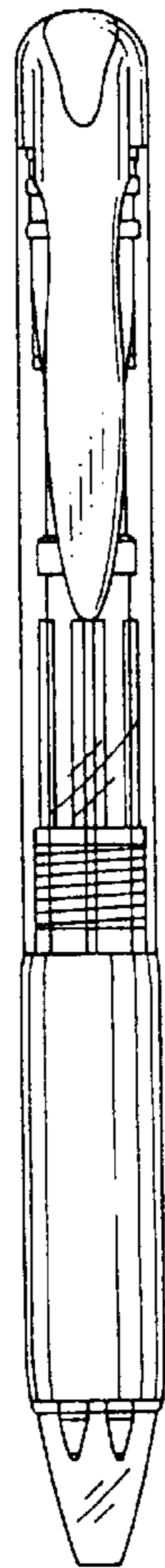


Fig.3

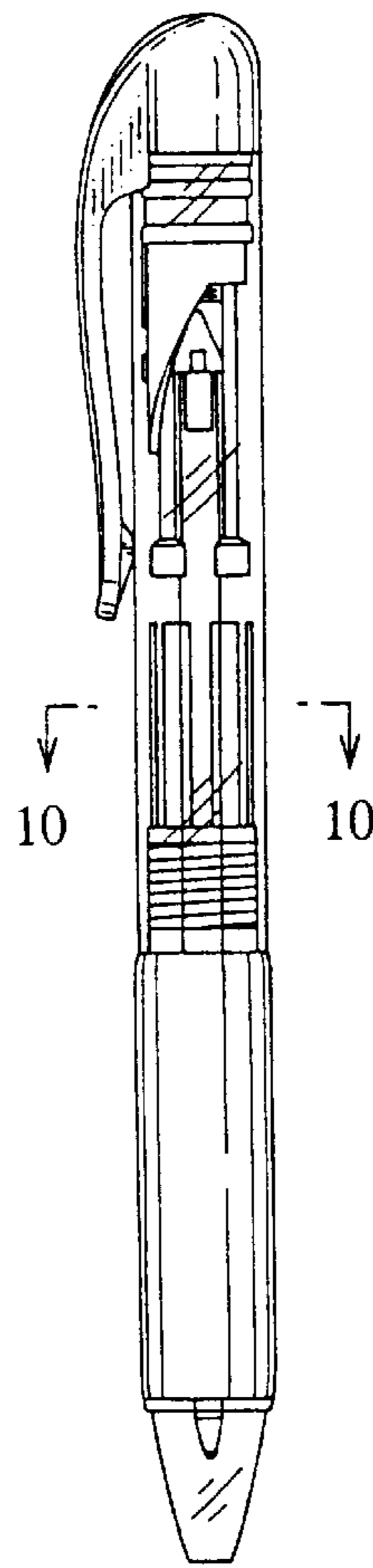


Fig.4

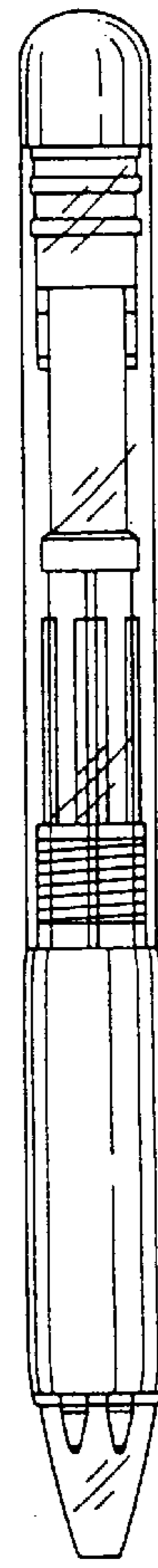


Fig. 5

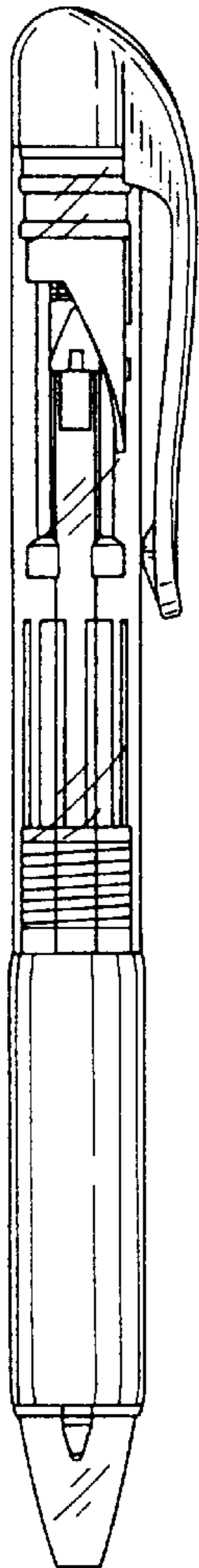


Fig. 6

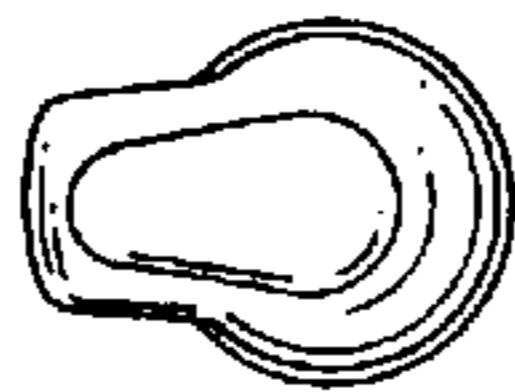


Fig. 7

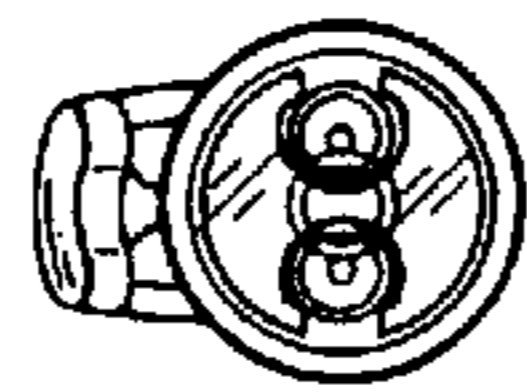


Fig. 8

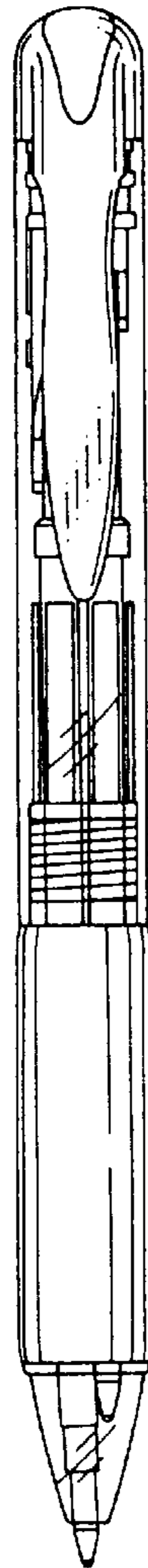


Fig. 9

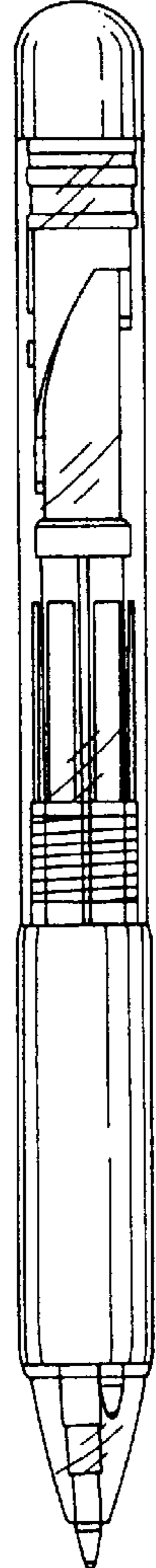


Fig. 10

