



US00D451543B1

(12) **United States Design Patent**  
**Uachaikul et al.**

(10) **Patent No.:** **US D451,543 S**

(45) **Date of Patent:** **\*\* Dec. 4, 2001**

(54) **DECORATIVE GIFT MONEY HOLDER**

(75) Inventors: **Piyachai Uachaikul**, 3587 Rowley Dr.,  
San Jose, CA (US) 95132; **Azusa**  
**Ogawa**, 2923 Markingdon Ave., San  
Jose, CA (US) 95127

(73) Assignees: **Piyachai Uachaikul; Azusa Ogawa**,  
both of San Jose, CA (US)

(\*\*) Term: **14 Years**

(21) Appl. No.: **29/129,659**

(22) Filed: **Sep. 19, 2000**

(51) **LOC (7) Cl.** ..... **19-01**

(52) **U.S. Cl.** ..... **D19/3**

(58) **Field of Search** ..... D19/3; 229/72,  
229/80, 82, 68.1; 383/211; 283/116

(56) **References Cited**

**U.S. PATENT DOCUMENTS**

1,981,440 \* 11/1934 Suertt ..... 229/80

2,804,395 \* 8/1957 Boyajian ..... 283/116 X  
3,339,826 \* 9/1967 Beskind ..... 229/74  
3,889,873 \* 6/1975 Clough ..... 229/72  
3,926,365 \* 12/1975 Sandstrom ..... 229/935 X  
4,313,557 \* 2/1982 Foffel ..... 229/68.1

\* cited by examiner

*Primary Examiner*—Paula A. Mortimer

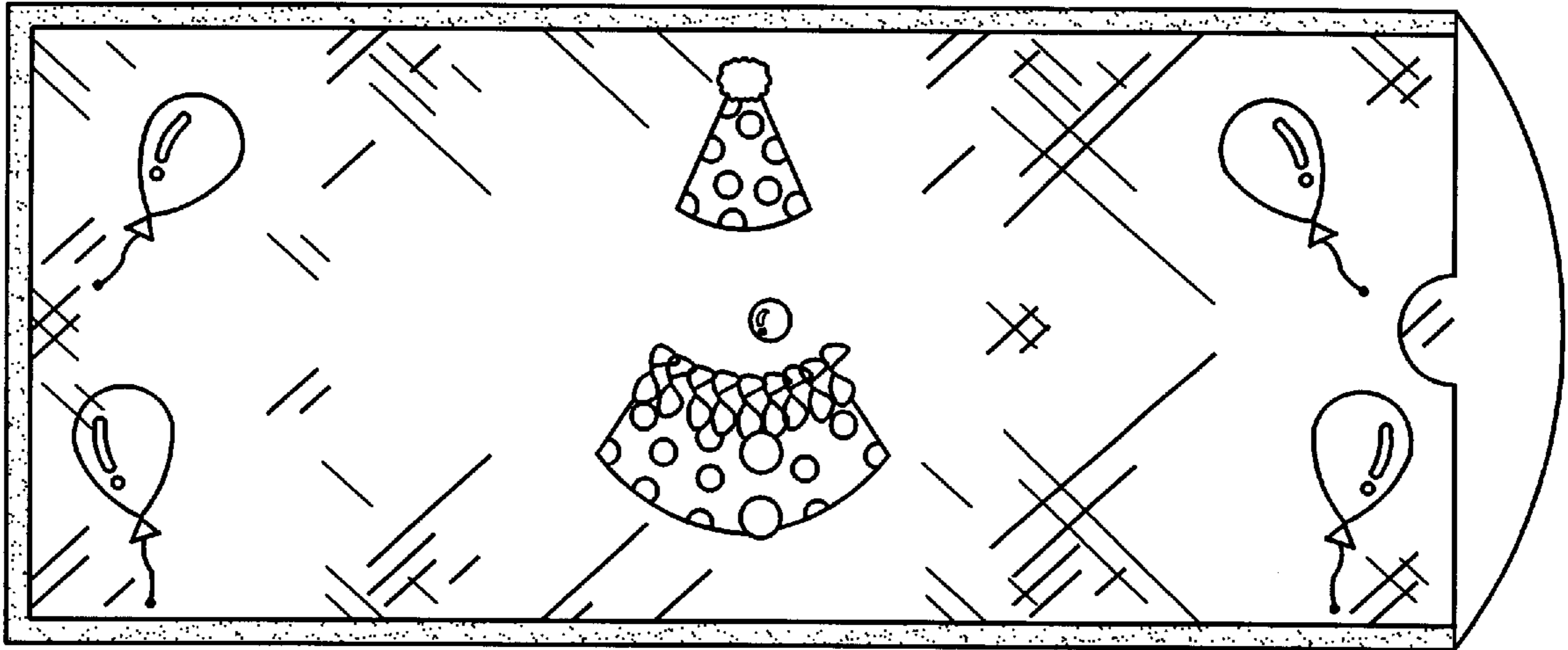
(57) **CLAIM**

The ornamental design for a decorative gift money holder, as shown and described.

**DESCRIPTION**

FIG. 1 is a front elevational view of a decorative gift money holder showing our new design;  
FIG. 2 is a rear view;  
FIG. 3 is a front elevational view thereof;  
FIG. 4 is a top view;  
FIG. 5 is a bottom view;  
FIG. 6 is a right side view; and,  
FIG. 7 is a left side view.

**1 Claim, 2 Drawing Sheets**



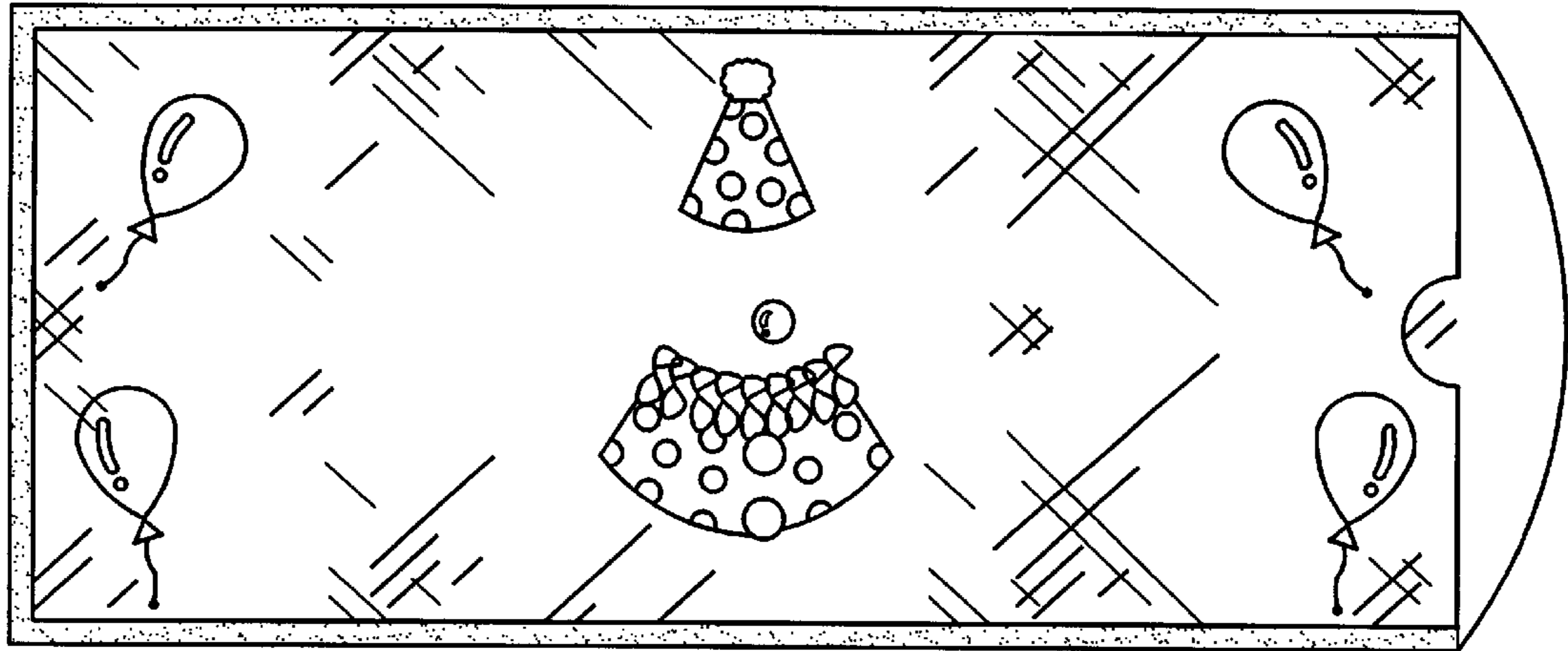


Fig 1

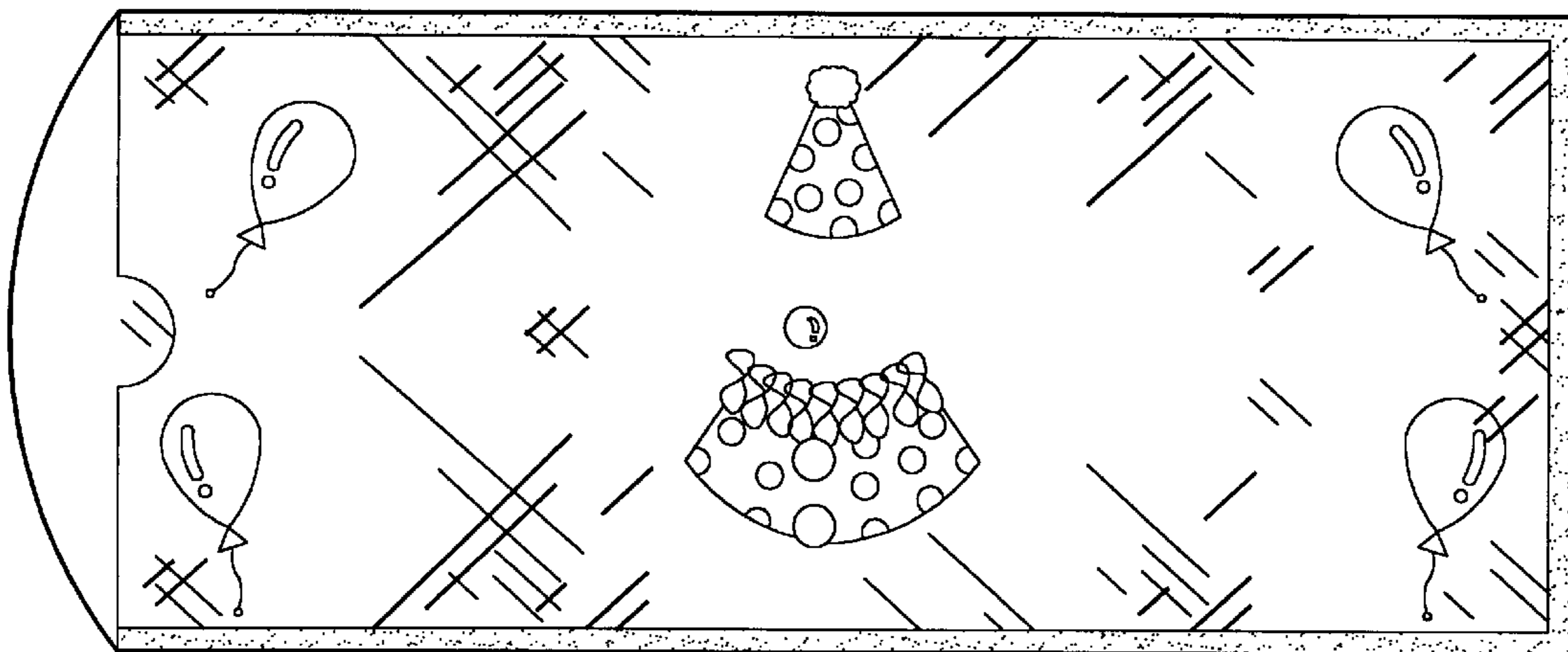


Fig 2




Fig 3



Fig 4



Fig 5



Fig 6



Fig 7