



US00D451532B1

(12) **United States Design Patent**
Bondy

(10) **Patent No.:** **US D451,532 S**

(45) **Date of Patent:** **** Dec. 4, 2001**

(54) **CLIP-ON SUNGLASSES**

(75) Inventor: **Dennis Michael Bondy**, Windsor (CA)

(73) Assignee: **Jamin' Sun Shaydes, L.L.C.**, Wixom, MI (US)

(**) Term: **14 Years**

(21) Appl. No.: **29/142,251**

(22) Filed: **May 22, 2001**

(51) **LOC (7) Cl.** **16-06**

(52) **U.S. Cl.** **D16/304; D16/900**

(58) **Field of Search** D16/101, 300-330,
D16/900; D2/866, 872, 873, 876, 879,
882; D29/6, 9; 351/41, 44, 158; 2/10, 209,
13

(56) **References Cited**

U.S. PATENT DOCUMENTS

D. 150,508	*	8/1948	Mendelsohn	D16/304
D. 367,873	*	3/1996	Connolly et al.	D16/900
D. 377,036	*	12/1996	Leonardi	D16/304
4,869,586	*	9/1989	Chung	351/158
5,422,686	*	6/1995	Kelman	2/10
5,692,234	*	12/1997	Yuen	2/10

* cited by examiner

Primary Examiner—Raphael Barkai
(74) *Attorney, Agent, or Firm*—Gifford, Krass, Groh, Sprinkle, Anderson & Citkowski, P.C.

(57) **CLAIM**

I claim the ornamental design for clip-on sunglasses, as shown and described.

DESCRIPTION

FIG. 1 is a perspective view illustrating a preferred embodiment of the invention;
FIG. 2 is a front view illustrating the preferred embodiment of the invention;
FIG. 3 is a rear view illustrating the preferred embodiment of the present invention;
FIG. 4 is a top view illustrating the preferred embodiment of the present invention;
FIG. 5 is a bottom view illustrating the preferred embodiment of the present invention; and,
FIG. 6 is a right side view of the preferred embodiment of the invention, the left side view being a mirror image thereof.

The broken lines shown in FIG. 1 is for illustrative purposes only and forms no part of the claimed design.

1 Claim, 2 Drawing Sheets




FIG - 1

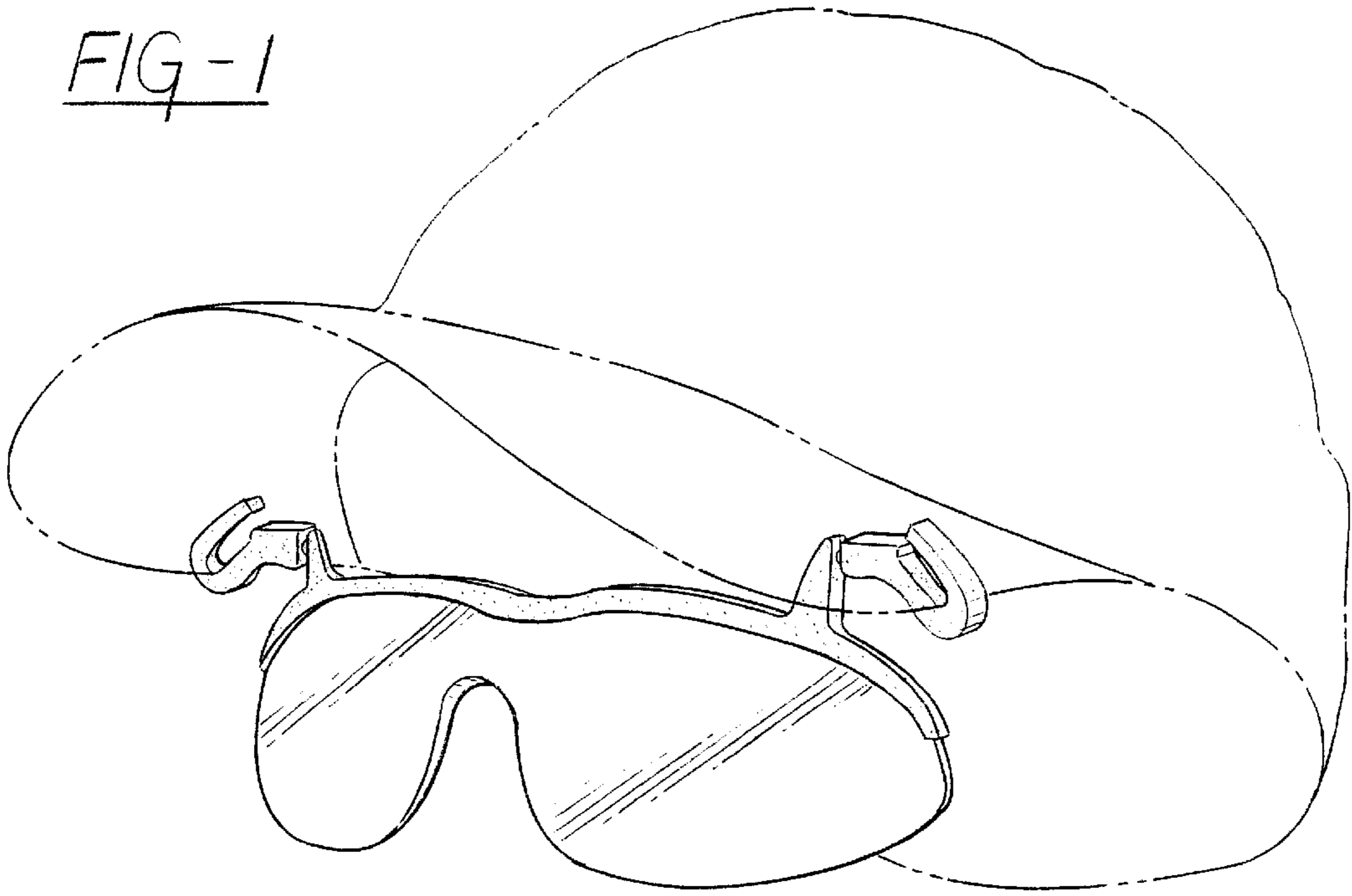
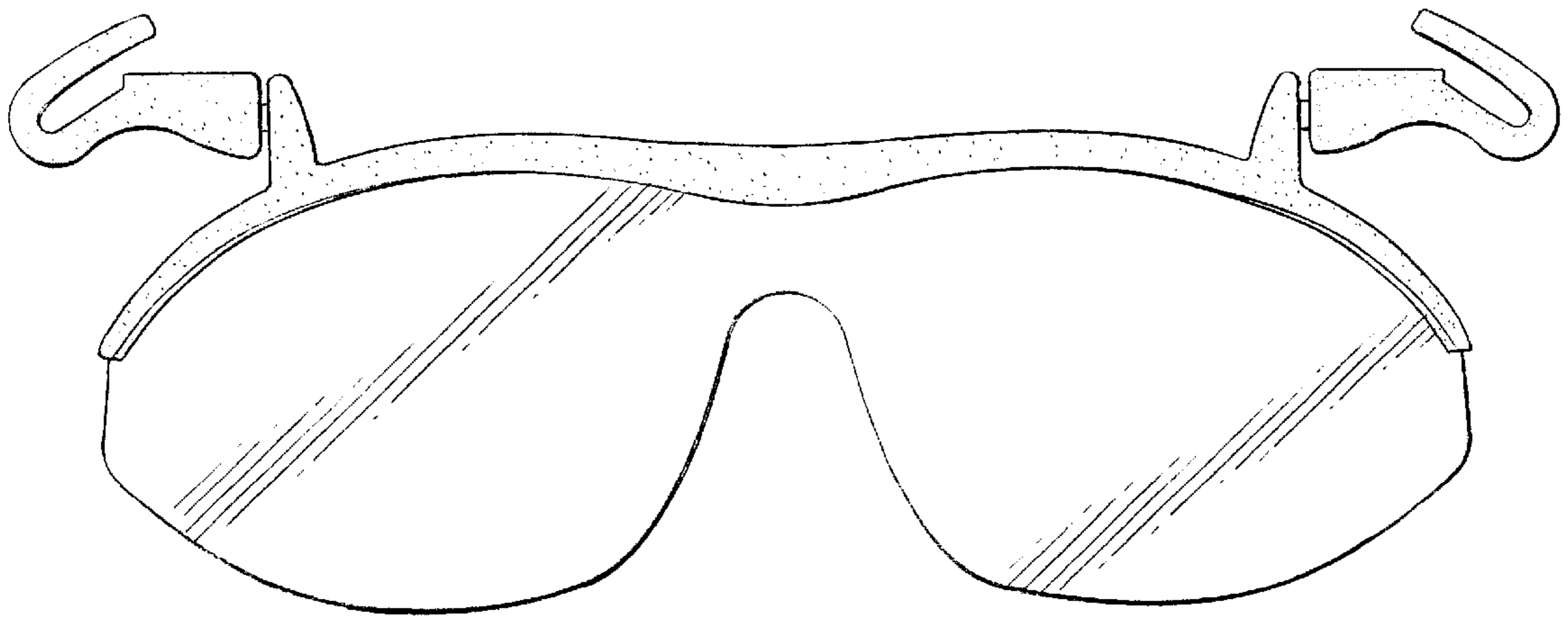


FIG - 2



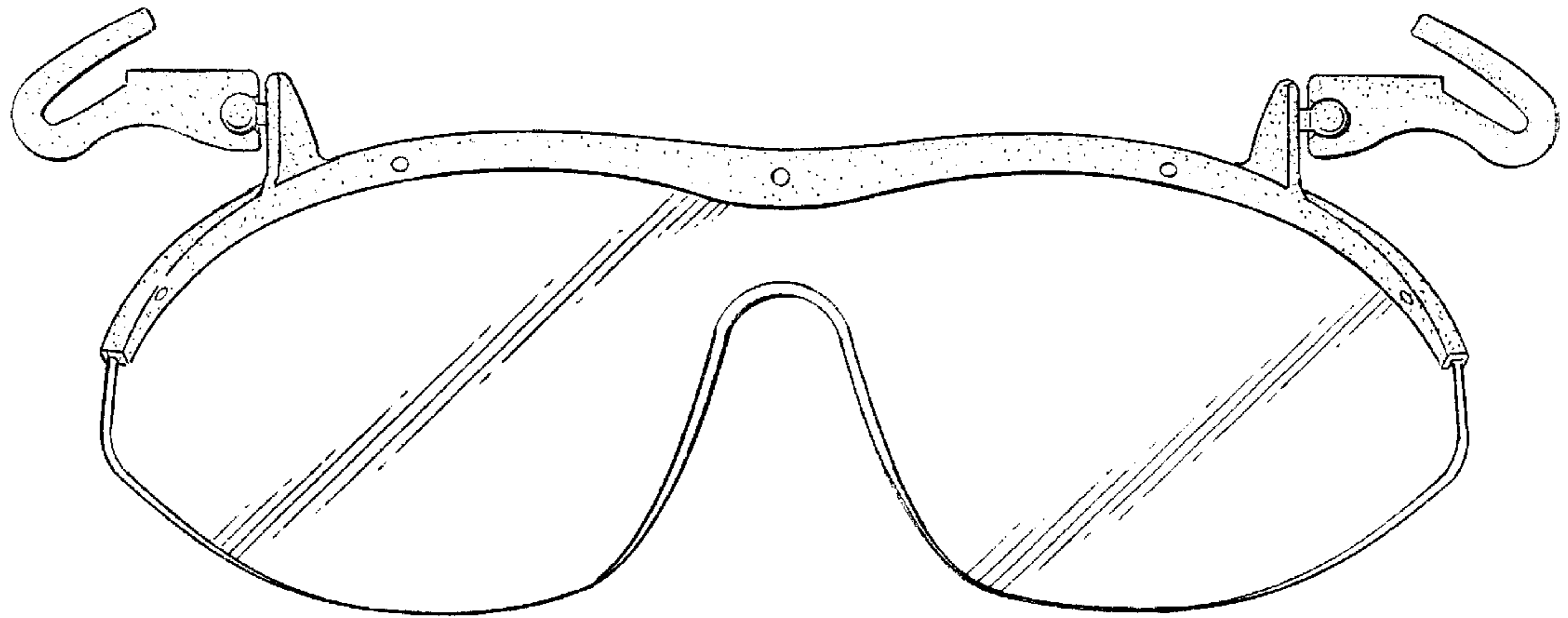


FIG-3

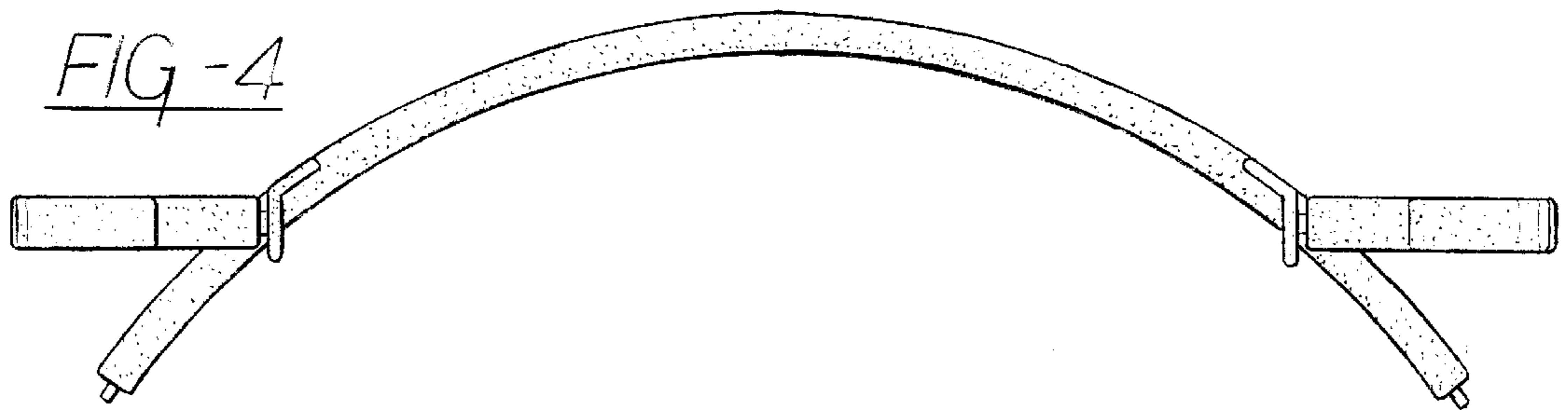


FIG-4

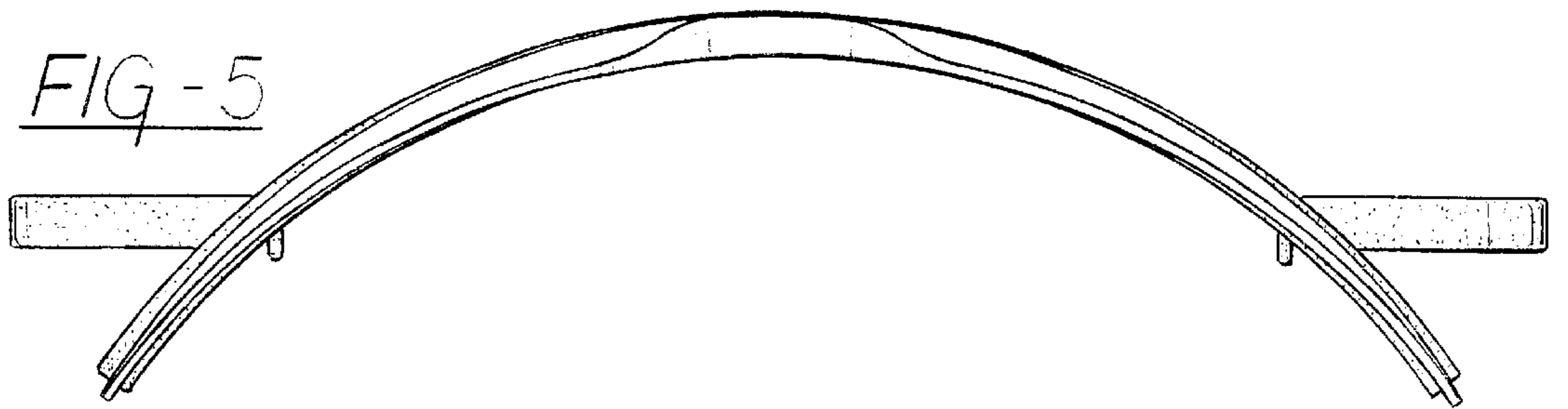


FIG-5

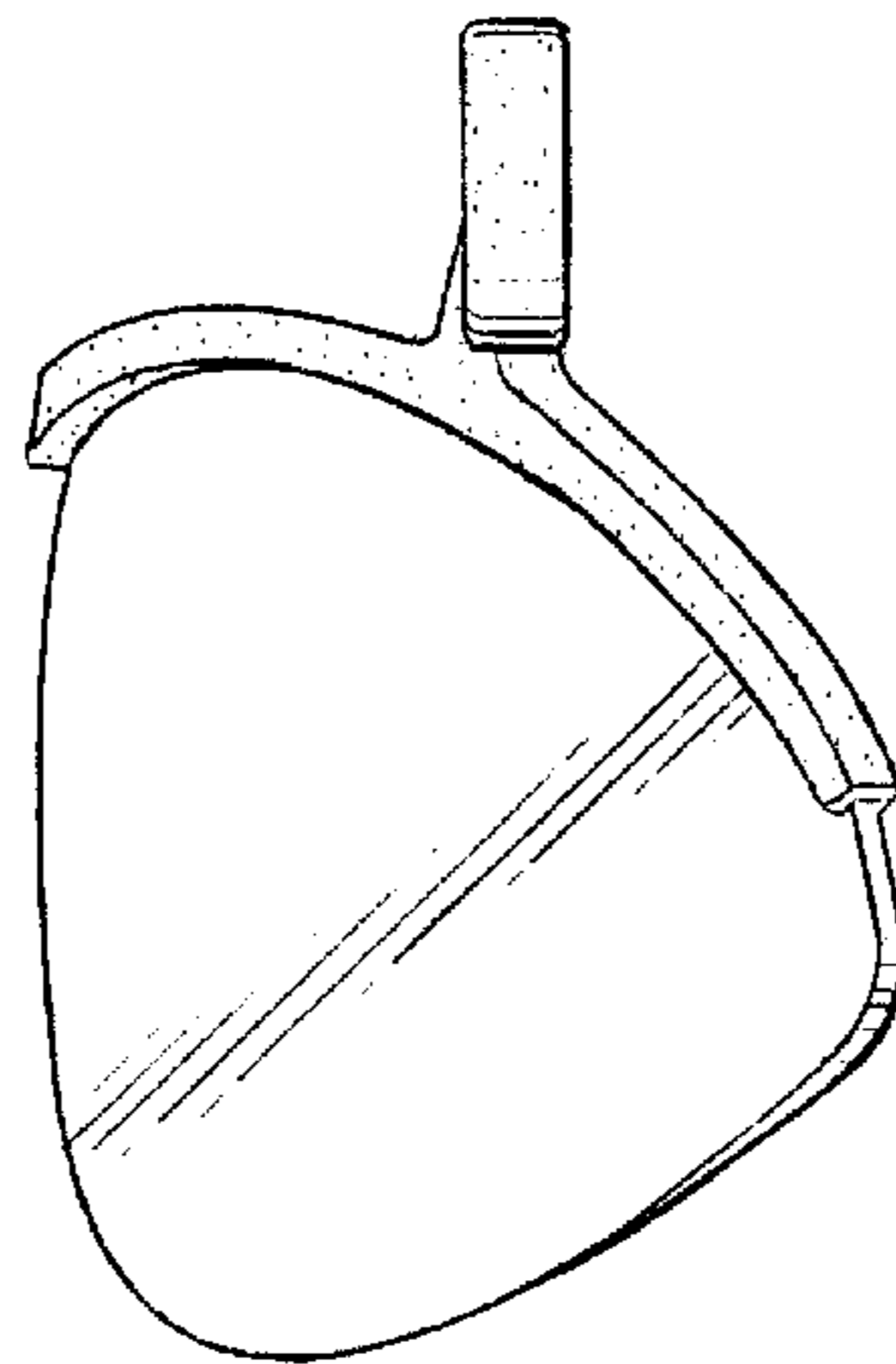


FIG-6