



US00D451523B1

(12) **United States Design Patent**
Bonko et al.

(10) **Patent No.:** **US D451,523 S**

(45) **Date of Patent:** **** Dec. 4, 2001**

(54) **TRACK DESIGN**

(75) **Inventors:** **Mark Leonard Bonko**, Uniontown;
Richard Alan Thomas, Hartville, both
of OH (US)

(73) **Assignee:** **The Goodyear Tire & Rubber
Company**, Akron, OH (US)

(**) **Term:** **14 Years**

(21) **Appl. No.:** **29/125,102**

(22) **Filed:** **Jun. 19, 2000**

(51) **LOC (7) Cl.** **15-03**

(52) **U.S. Cl.** **D15/28**

(58) **Field of Search** D15/28; 152/352,
152/353, 209.12, 904; 305/200, 202, 187,
40, 53

(56) **References Cited**

U.S. PATENT DOCUMENTS

D. 298,018	*	10/1988	Cartwright	D15/28
D. 309,314	*	7/1990	Grawey et al.	D15/28
D. 365,826	*	1/1996	Chandler	D51/28
D. 365,827	*	1/1996	Chandler	D15/28
2,470,801	*	5/1949	Boltman	305/202

3,484,140	*	12/1969	Grenier	305/200
3,730,245		5/1973	Kusunoki et al.	152/352
3,825,052		7/1974	Matsuyama et al.	152/353
3,939,890		2/1976	Abe	152/209 B
4,640,377	*	2/1987	Wossner	152/209.12

OTHER PUBLICATIONS

Photograph of Firestone Track on Roadtec Asphalt Paver
Sep. 1999.

* cited by examiner

Primary Examiner—Mitchell Siegel

(74) *Attorney, Agent, or Firm*—David L. King

(57) **CLAIM**

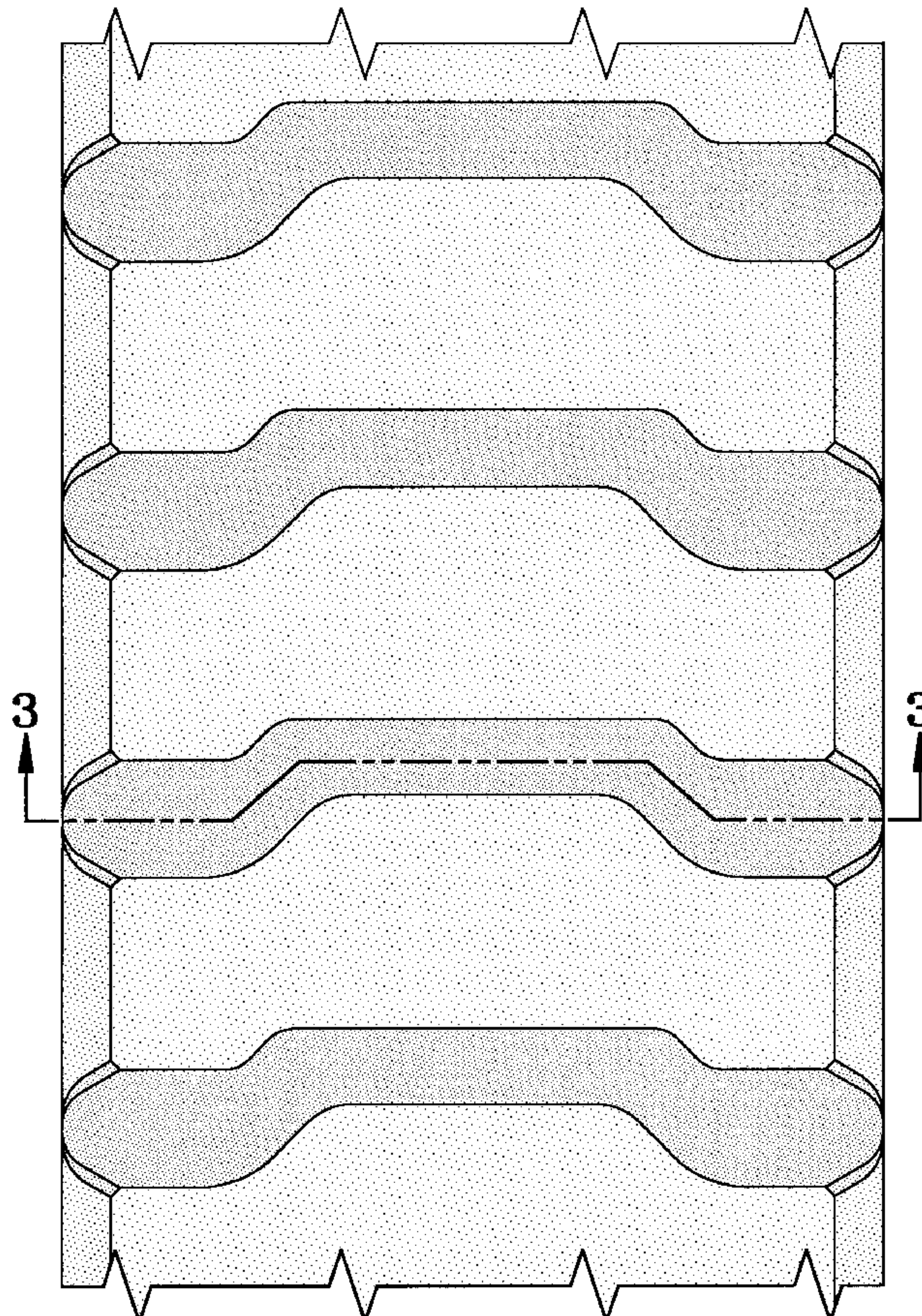
The ornamental Design for a track design, as shown and
described.

DESCRIPTION

FIG. 1 is a top plan view for a track design;
FIG. 2 is a side view thereof; and,
FIG. 3 is a cross sectional view taken on line 3—3 of FIG.
1.

In the drawings, the broken lines shown in FIGS. 2 and 3
show interior drive lugs which do not form a part of the
claimed invention.

1 Claim, 1 Drawing Sheet



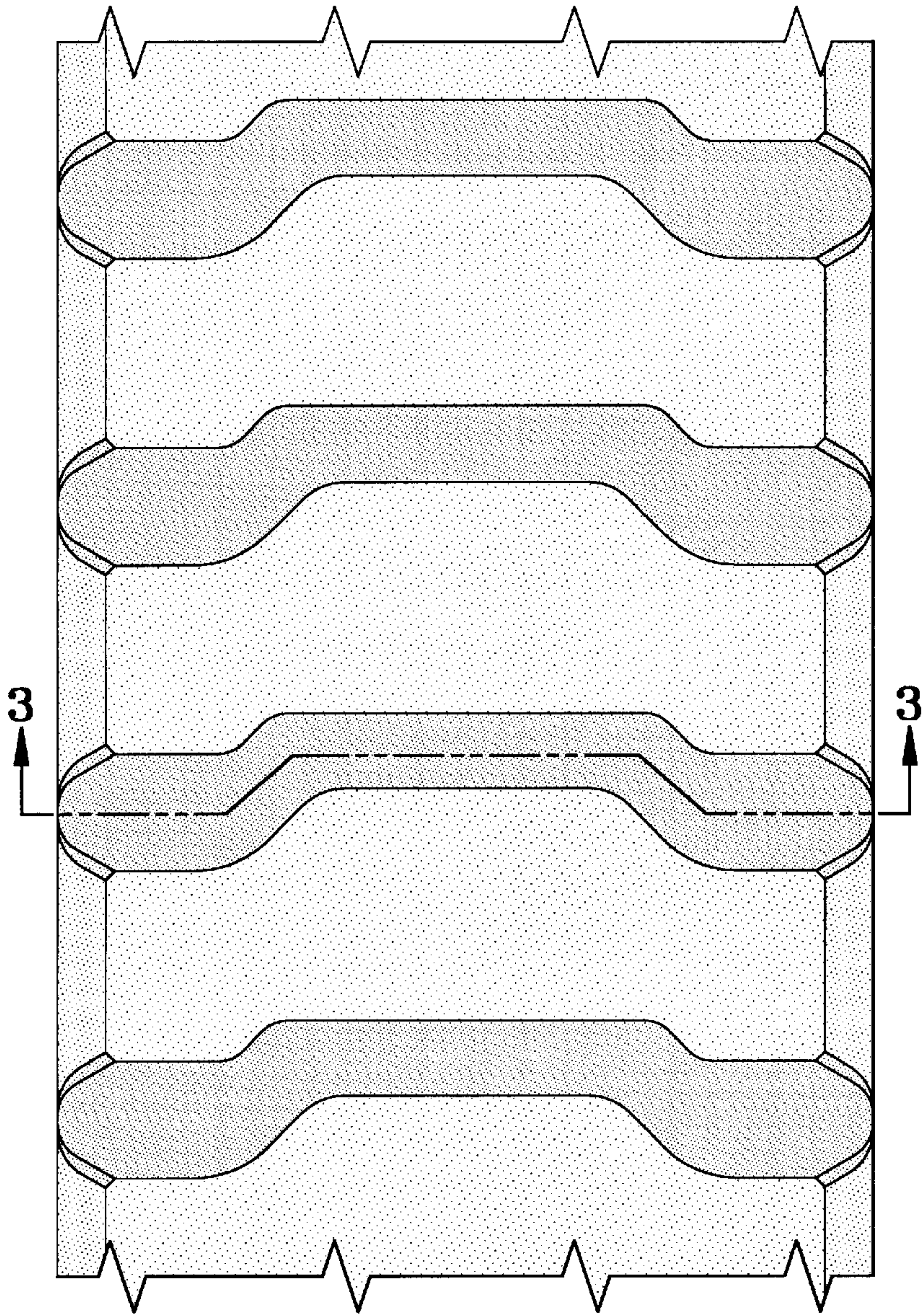


FIG-1

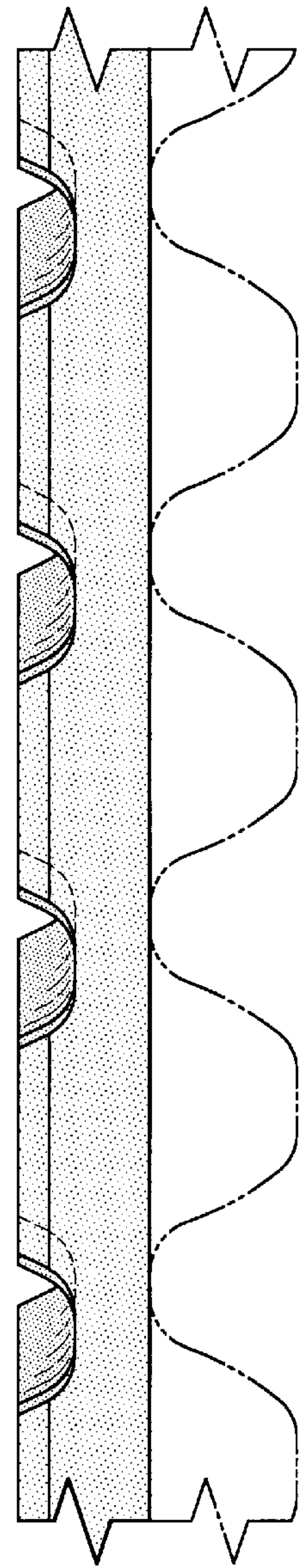


FIG-2

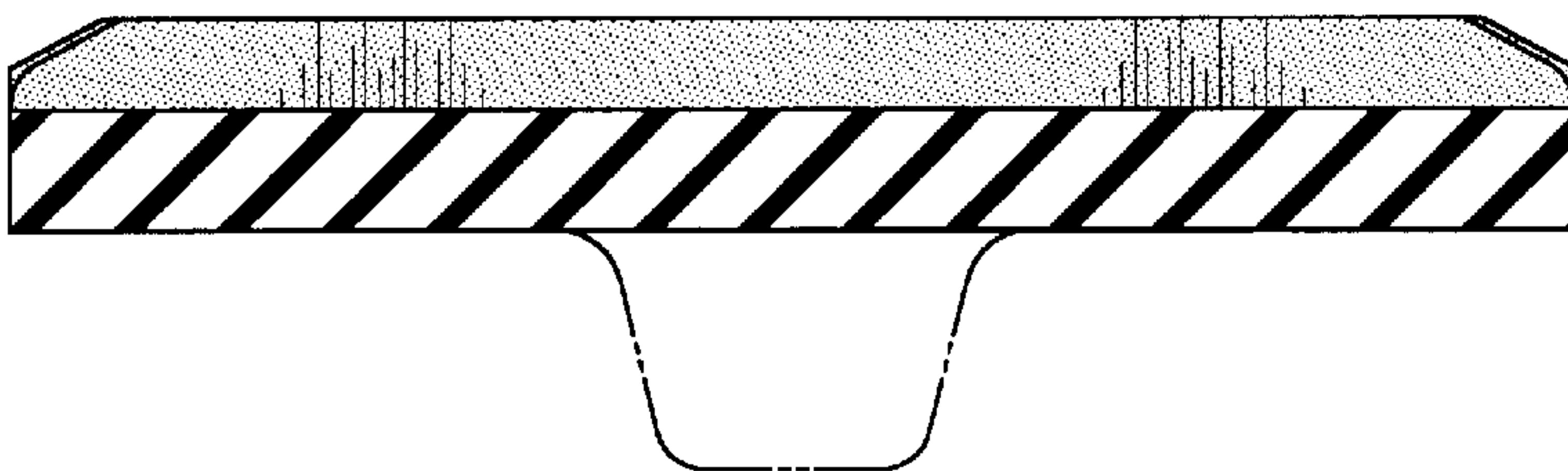


FIG-3