



US00D451518B1

(12) **United States Design Patent**
Hayes et al.

(10) **Patent No.:** **US D451,518 S**

(45) **Date of Patent:** **** Dec. 4, 2001**

(54) **PORTION OF A KEYBOARD**

(75) Inventors: **Jonathan A. Hayes**, Seattle; **Carl J. Ledbetter**, Lynnwood, both of WA (US)

(73) Assignee: **Microsoft Corporation**, Redmond, WA (US)

(**) Term: **14 Years**

(21) Appl. No.: **29/140,976**

(22) Filed: **Apr. 30, 2001**

(51) **LOC (7) Cl.** **14-02**

(52) **U.S. Cl.** **D14/455; D14/392**

(58) **Field of Search** D14/455, 456, D14/457, 391-401; D18/1, 2, 7; 178/17 A, 17 C; 200/5 A, 5 R, 6 A, 6 R; 235/145 A, 145 R; 341/22, 23; 345/160, 168; 400/484-489, 492

(56) **References Cited**

U.S. PATENT DOCUMENTS

D. 388,780 * 1/1998 Tonino D14/392

D. 445,793 * 7/2001 Ji D14/392

D. 446,210 * 8/2001 Lum et al. D14/392

D. 446,520 * 8/2001 Ji D14/392

* cited by examiner

Primary Examiner—Kay H. Chin

(74) *Attorney, Agent, or Firm*—Banner & Witcoff, Ltd.

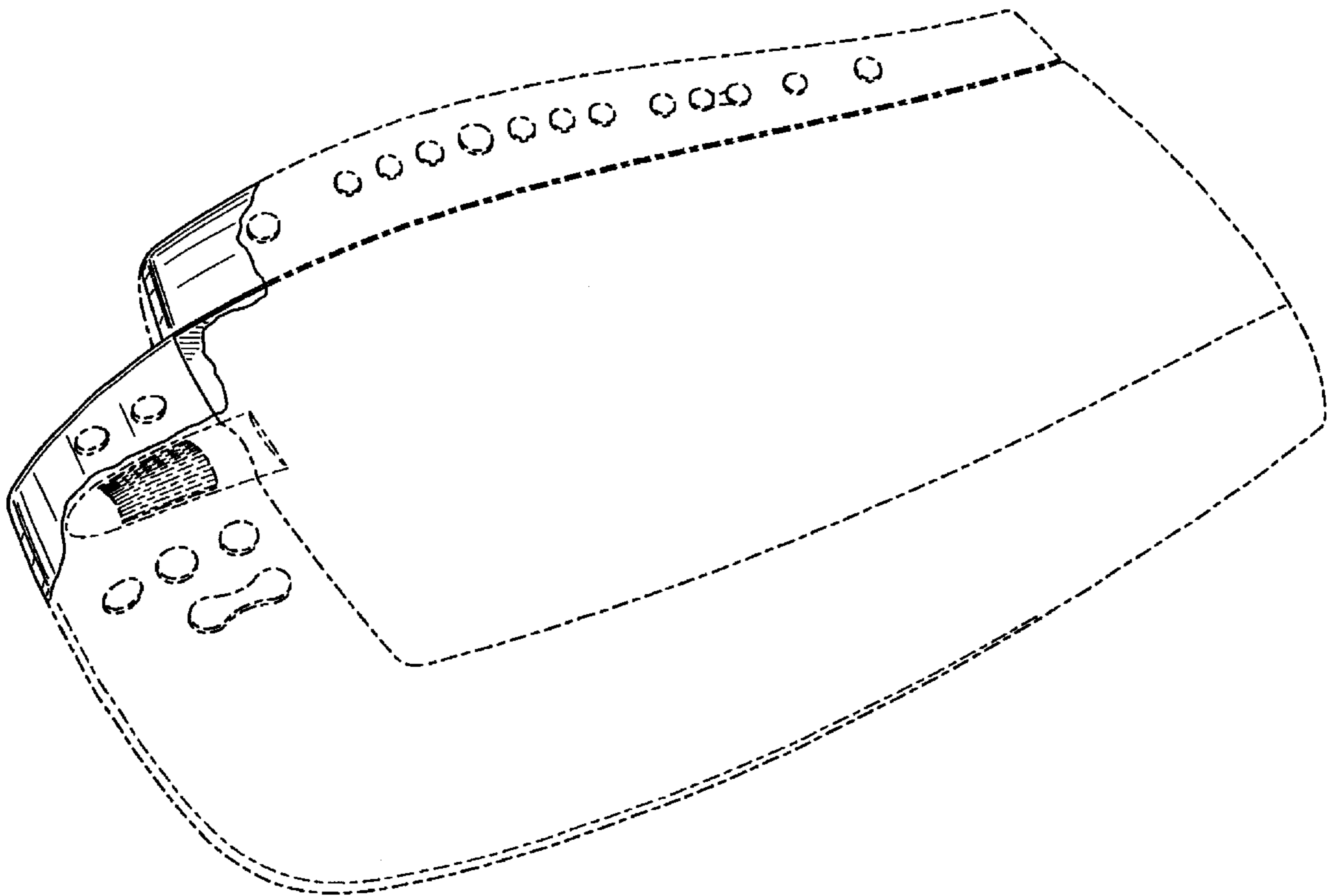
(57) **CLAIM**

The ornamental design for a portion of a keyboard, as shown and described.

DESCRIPTION

FIG. 1 is a perspective view of the portion of a keyboard showing our new design; FIG. 2 is a top plan view thereof; FIG. 3 is an elevational view of the front side thereof; FIG. 4 is an elevational view of the rear side thereof; and, FIG. 5 is a side elevational view of the left side thereof. The designations of front, rear and left are for reference purposes only. The broken line showing of the circular buttons in the claimed region and the remainder of the keyboard is for illustrative purposes only and forms no part of the claimed design.

1 Claim, 4 Drawing Sheets



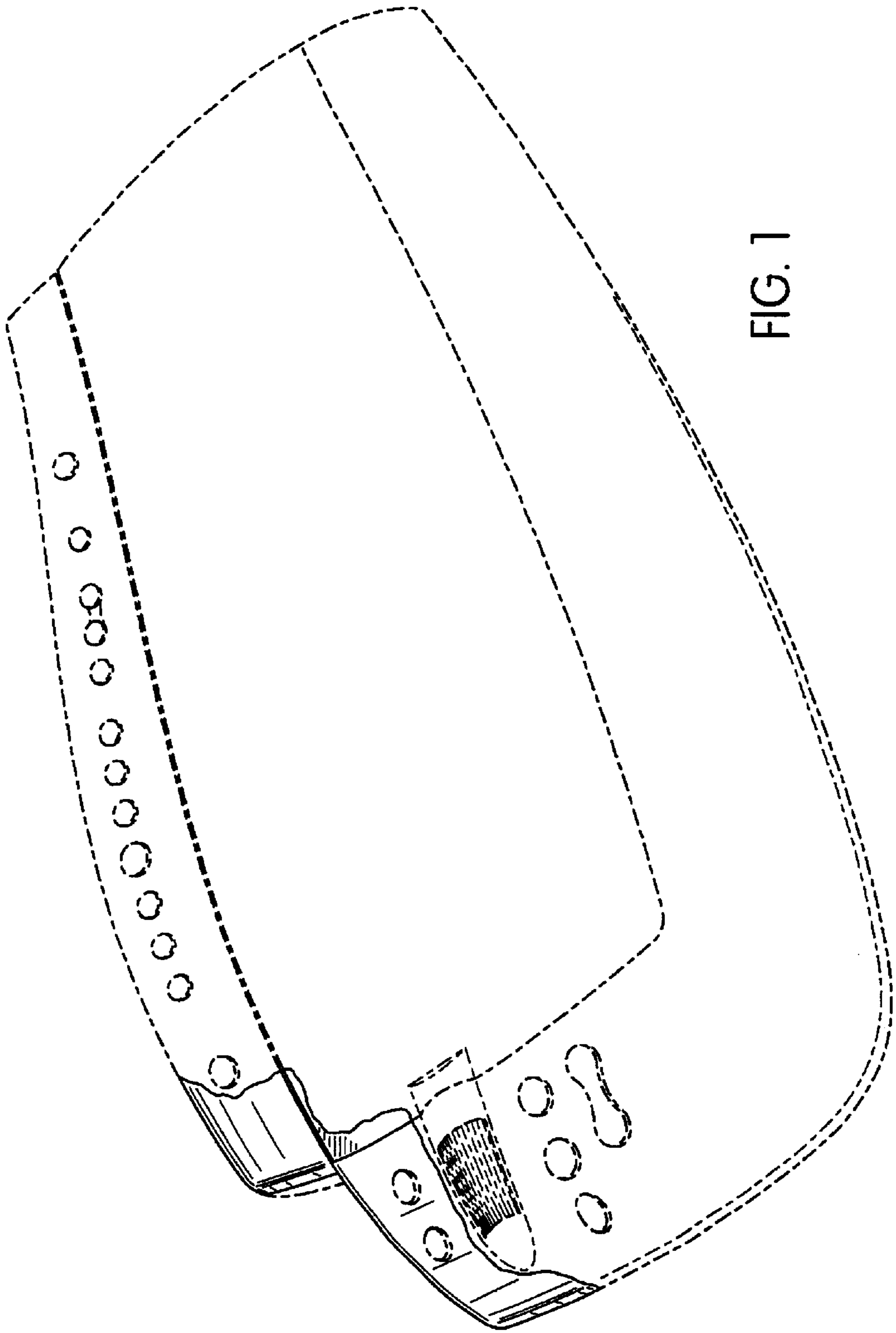


FIG. 1

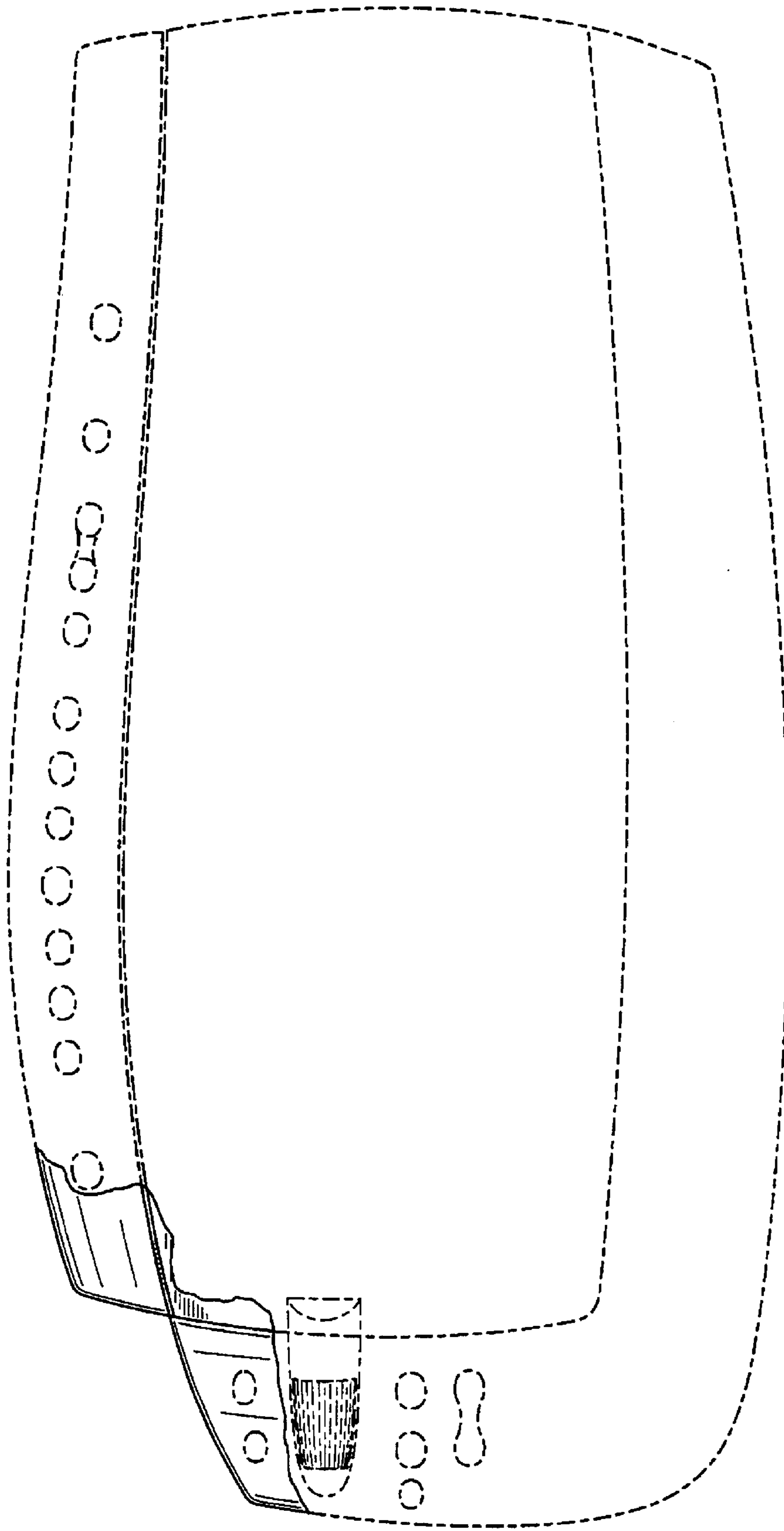


FIG. 2

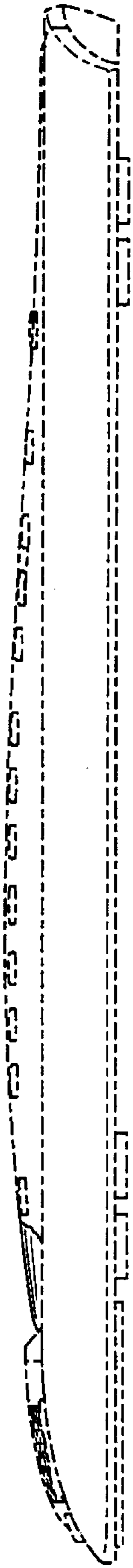


FIG. 3

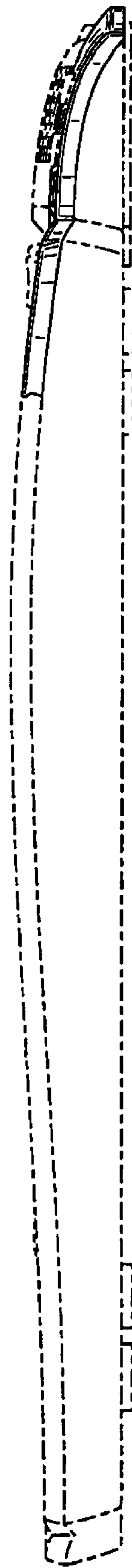


FIG. 4




FIG. 5