



US00D451508B1

(12) **United States Design Patent**  
**Liston et al.**

(10) **Patent No.:** **US D451,508 S**

(45) **Date of Patent:** **\*\* Dec. 4, 2001**

(54) **ELECTRONIC CARD READER**

D. 367,270 \* 2/1996 Levering ..... D14/384  
D. 390,836 \* 2/1998 Takahashi ..... D14/385

(75) Inventors: **Lee Liston**, Redfern; **Adrian Yee**,  
Downer; **Bob Matchett**, Mosman, all of  
(AU)

\* cited by examiner

(73) Assignee: **Canon Kabushiki Kaisha**, Tokyo (JP)

*Primary Examiner*—Freda Nunn

(\*\*) Term: **14 Years**

(74) *Attorney, Agent, or Firm*—Fitzpatrick, Cella, Harper &  
Scinto

(21) Appl. No.: **29/134,389**

(22) Filed: **Dec. 22, 2000**

(57) **CLAIM**

The ornamental design for an electronic card reader, as  
shown and described.

(30) **Foreign Application Priority Data**

**DESCRIPTION**

Jul. 17, 2000 (AU) ..... 2233/00

(51) **LOC (7) Cl.** ..... **14-02**

(52) **U.S. Cl.** ..... **D14/385**

(58) **Field of Search** ..... D14/383-385;  
250/556; 235/454, 380, 382, 382.5; 355/64,  
65, 75, 81

FIG. 1. is a perspective view of an electronic card reader  
showing my new design;

FIG. 2. is a front view thereof;

FIG. 3. is a plan view thereof;

FIG. 4. is a right side view, the left side being a mirror image  
view thereof;

FIG. 5. is a inverted plan view thereof; and,


FIG. 6. is a rear view thereof.


(56) **References Cited**

**U.S. PATENT DOCUMENTS**

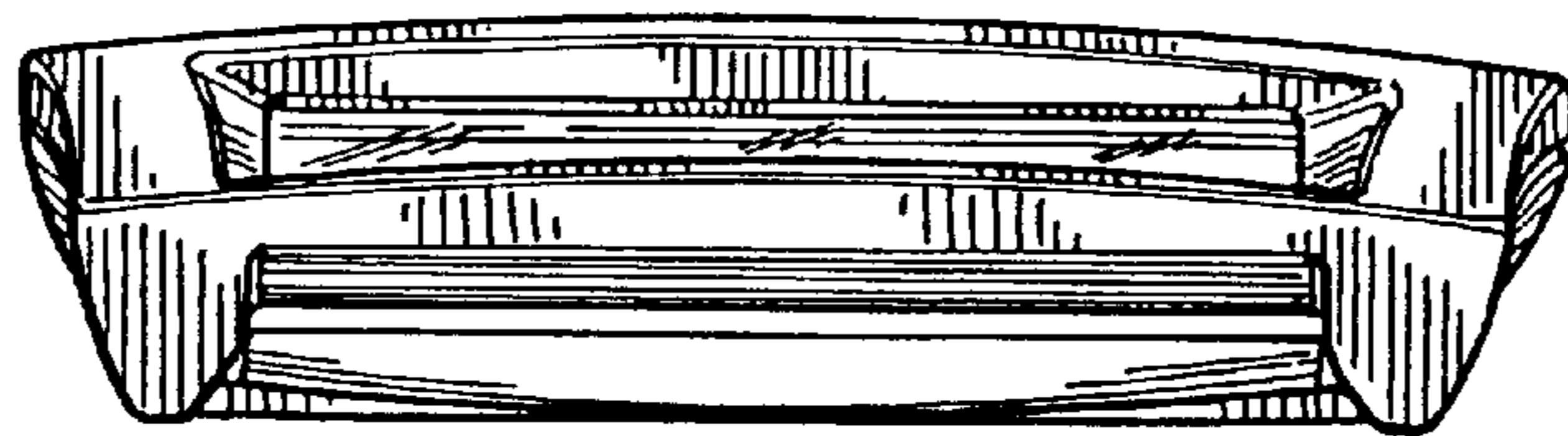
D. 351,144 \* 10/1994 Fishbine et al. .... D14/384

**1 Claim, 3 Drawing Sheets**

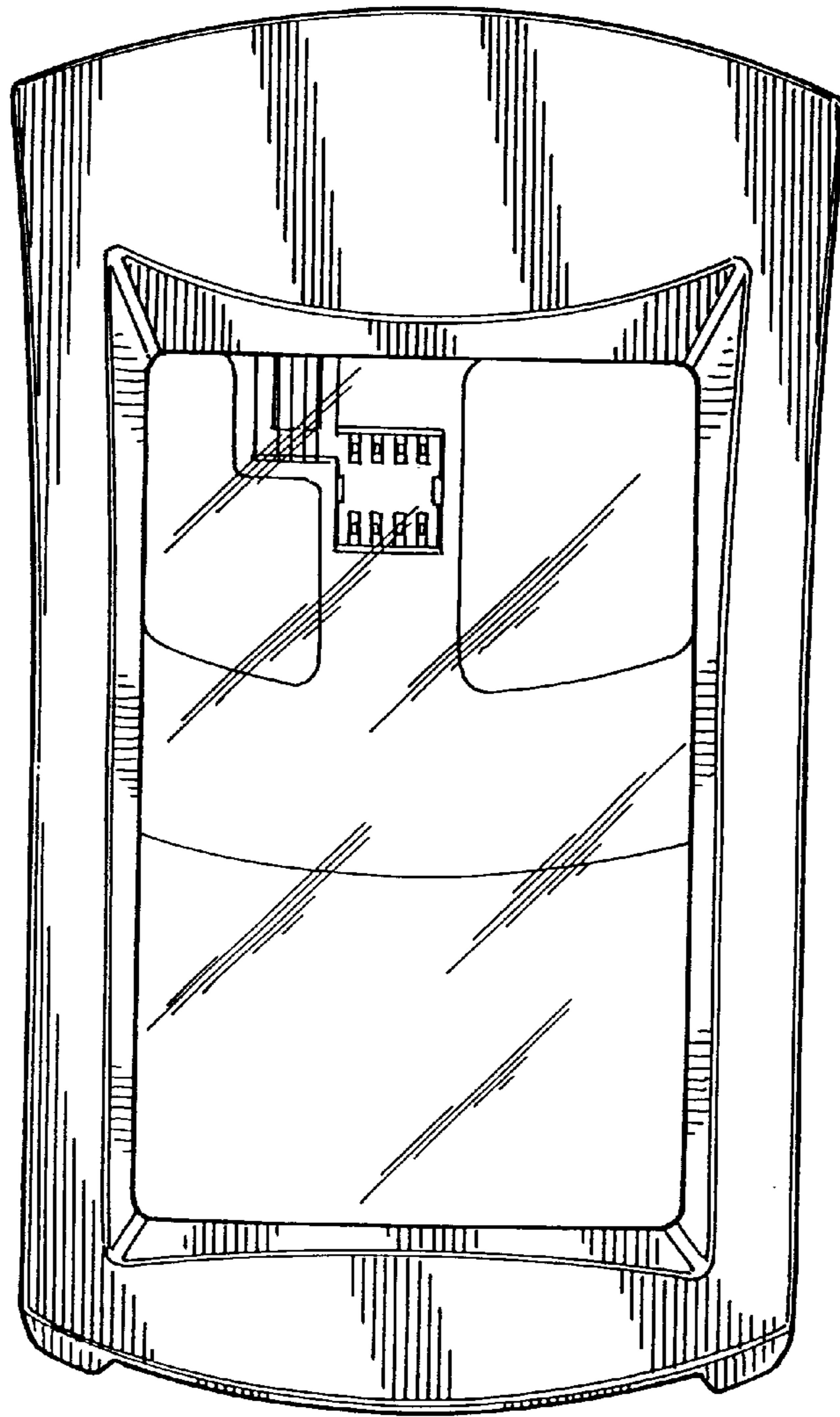





*FIG. 1*



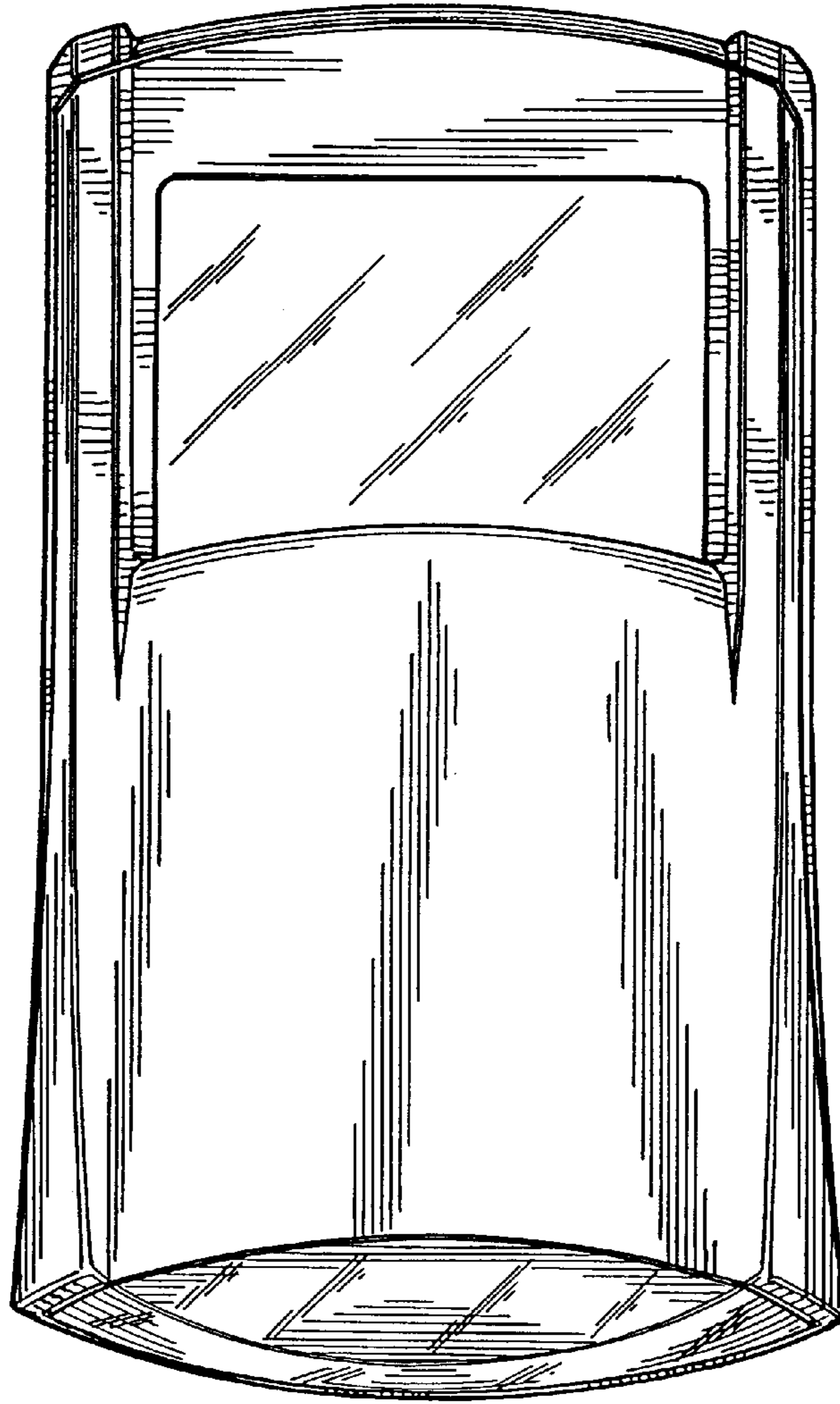
*FIG. 2*



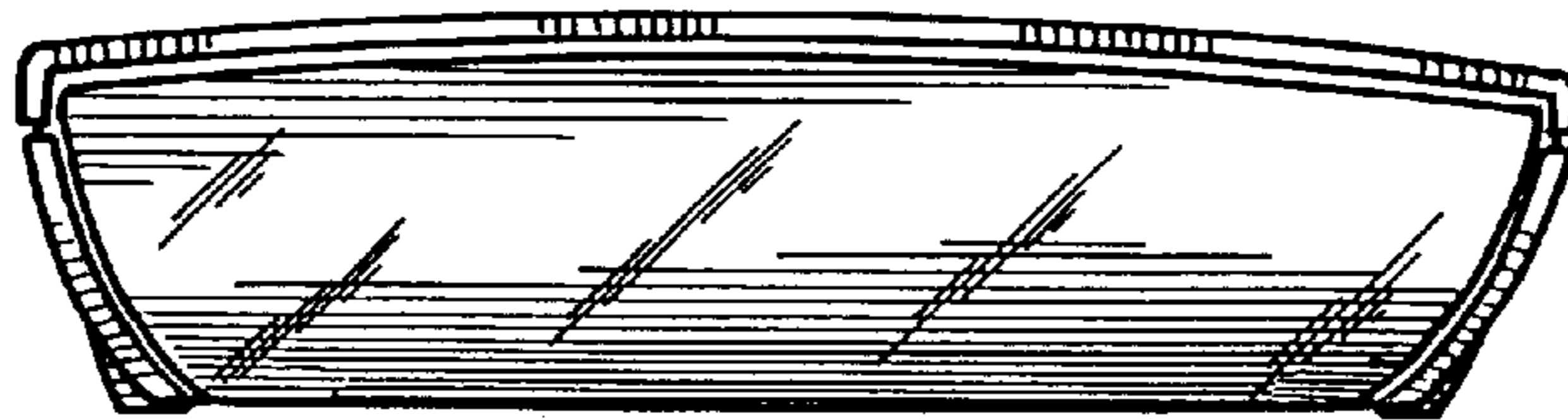
*FIG. 3*



*FIG. 4*



*FIG. 5*



*FIG. 6*