



US00D451488B1

(12) **United States Design Patent**  
**Foster**

(10) **Patent No.:** **US D451,488 S**

(45) **Date of Patent:** **\*\* Dec. 4, 2001**

(54) **DIGITAL AUDIO PLAYER**

(75) **Inventor:** **Gregory Foster, Sai Kung (CN)**

(73) **Assignee:** **U.S. Philips Corporation, New York, NY (US)**

(\*\*) **Term:** **14 Years**

(21) **Appl. No.:** **29/141,863**

(22) **Filed:** **May 14, 2001**

(51) **LOC (7) Cl.** ..... **14-01**

(52) **U.S. Cl.** ..... **D14/156; D14/165**

(58) **Field of Search** ..... **D14/135, 136, D14/156, 157, 160-165, 167-168; 369/75.1, 75.2, 77.1, 77.2**

(56) **References Cited**

**U.S. PATENT DOCUMENTS**

D. 312,638 \* 12/1990 Hino ..... D14/165

D. 365,561 \* 12/1995 Khadivar ..... D14/156  
D. 397,113 \* 8/1998 Masamitsu ..... D14/156  
D. 400,528 \* 11/1998 Kanatan ..... D14/156  
D. 409,606 \* 5/1999 Syudo ..... D14/156  
5,768,237 \* 6/1998 Kanada et al. .... 369/75.1

\* cited by examiner

*Primary Examiner*—Nanda Bondade

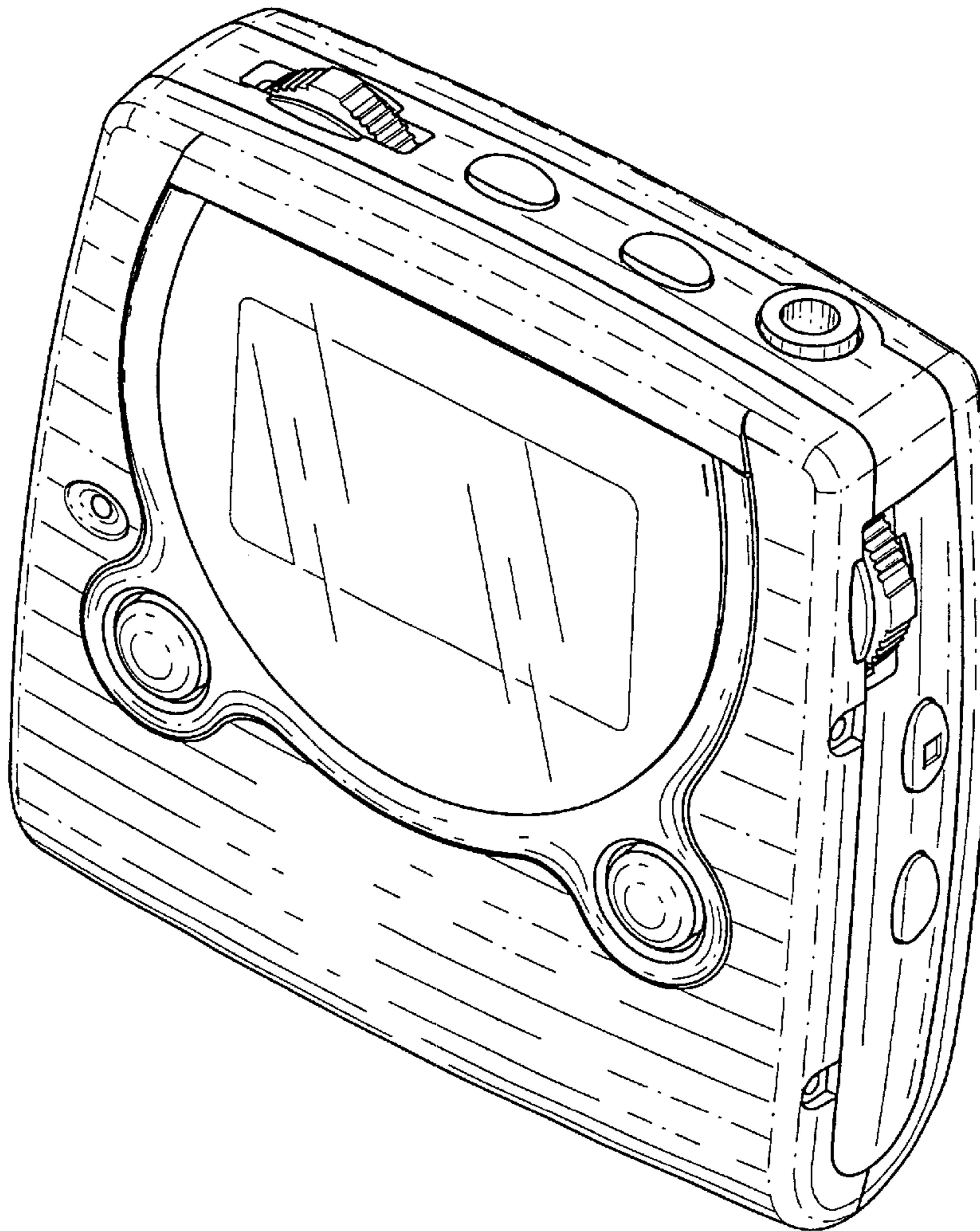
(57) **CLAIM**

The ornamental design for a digital audio player, as shown.

**DESCRIPTION**

FIG. 1 is a perspective view showing my design;  
FIG. 2 is a front elevational view thereof;  
FIG. 3 is a rear elevational view thereof;  
FIG. 4 is a right side elevational view thereof;  
FIG. 5 is a left side elevational view thereof;  
FIG. 6 is a top plan view thereof; and,  
FIG. 7 is a bottom plan view thereof.

**1 Claim, 5 Drawing Sheets**



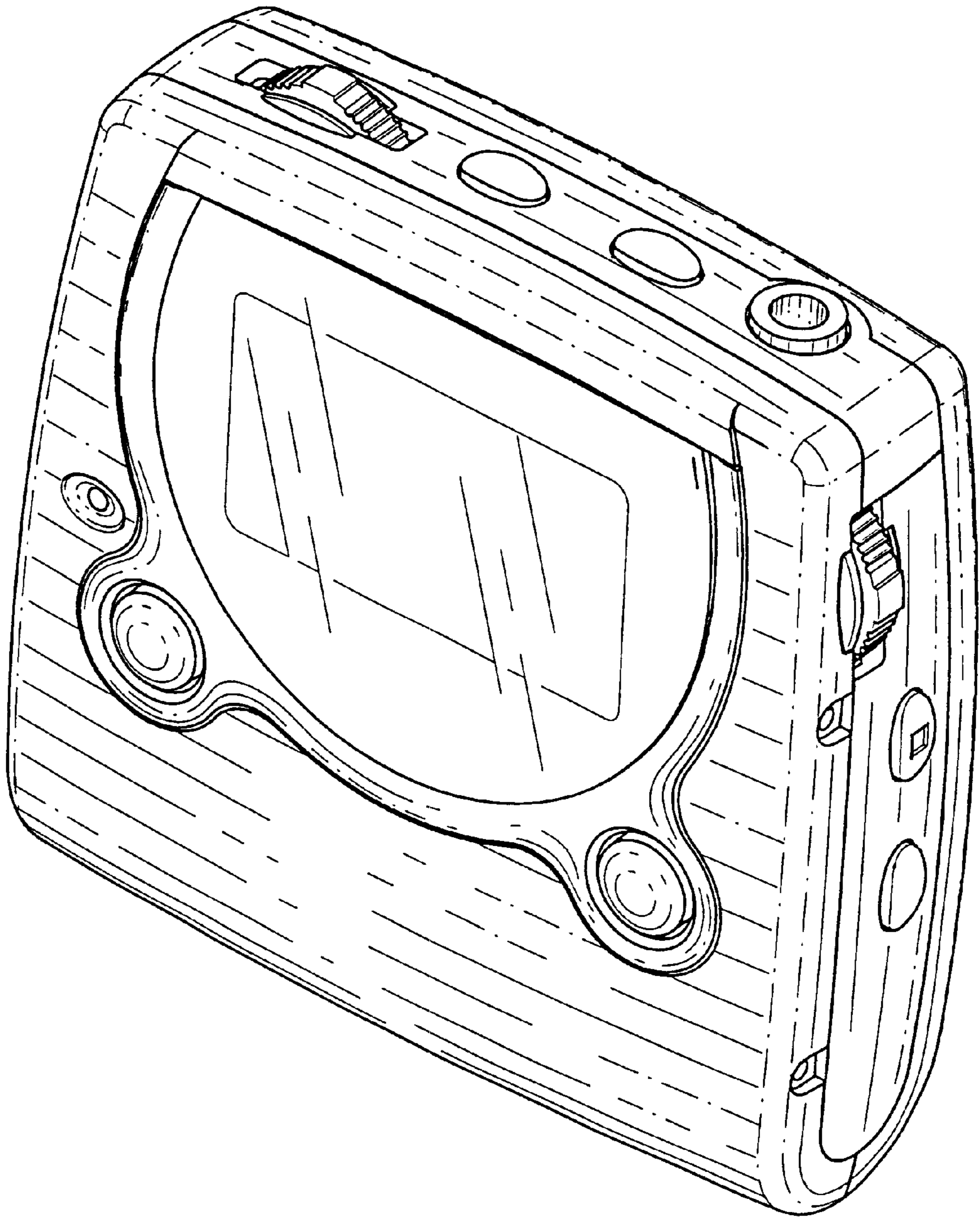


FIG. 1




FIG. 2




FIG. 3



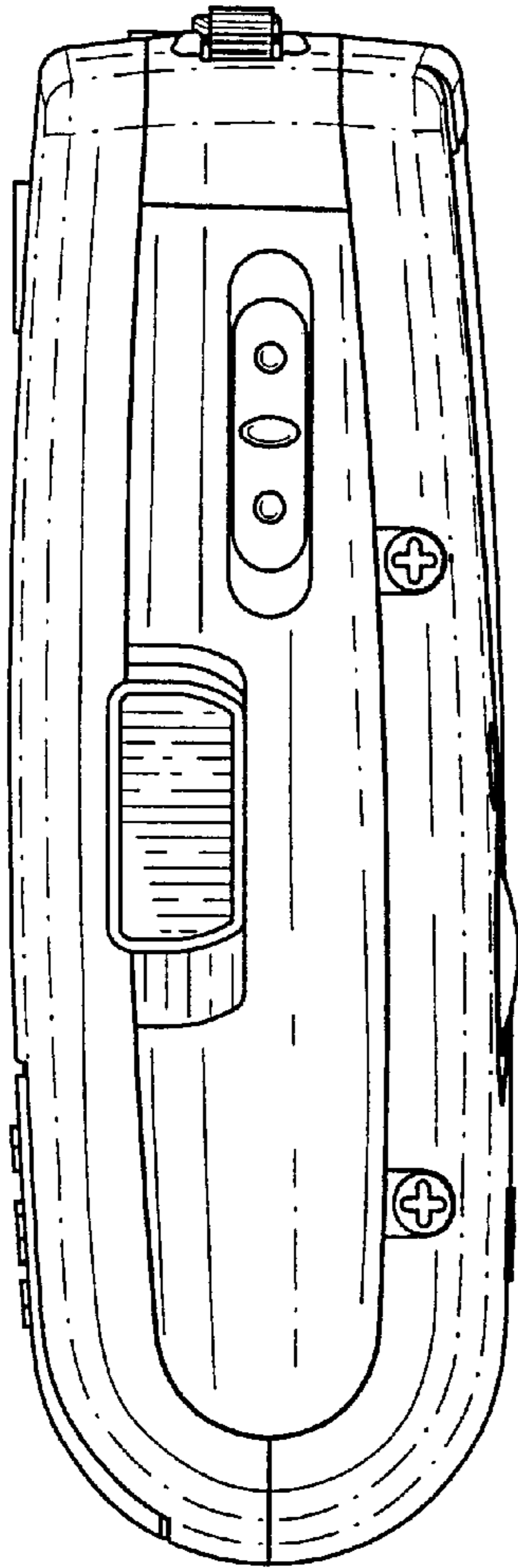


FIG. 4

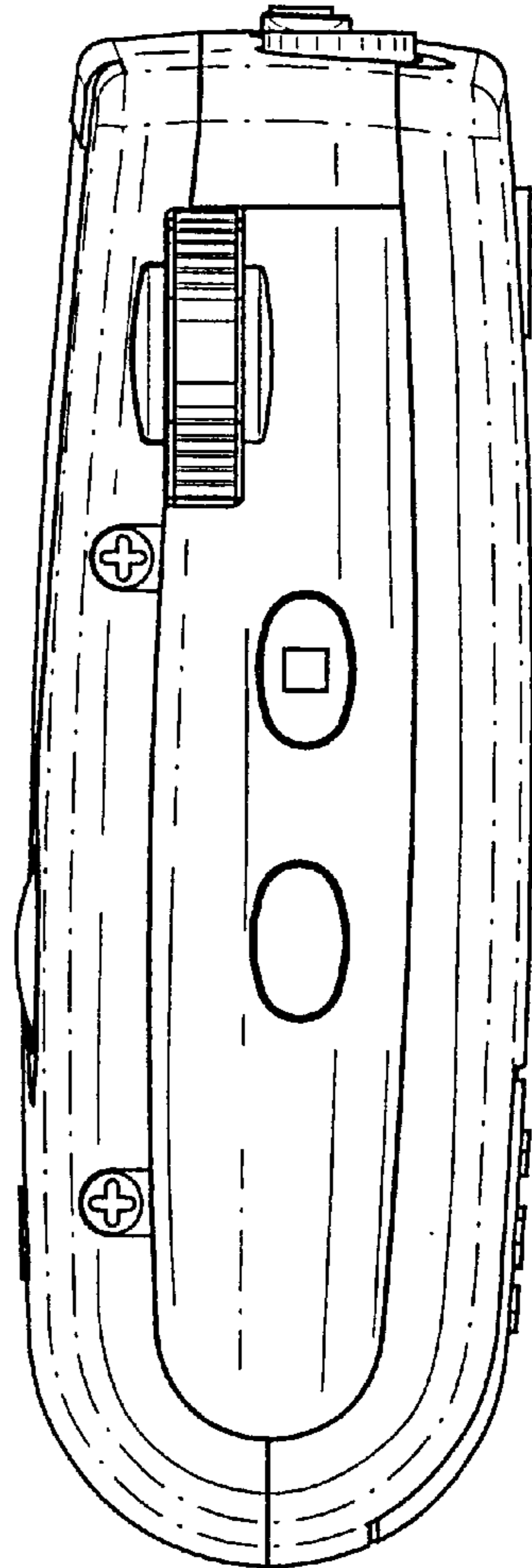


FIG. 5

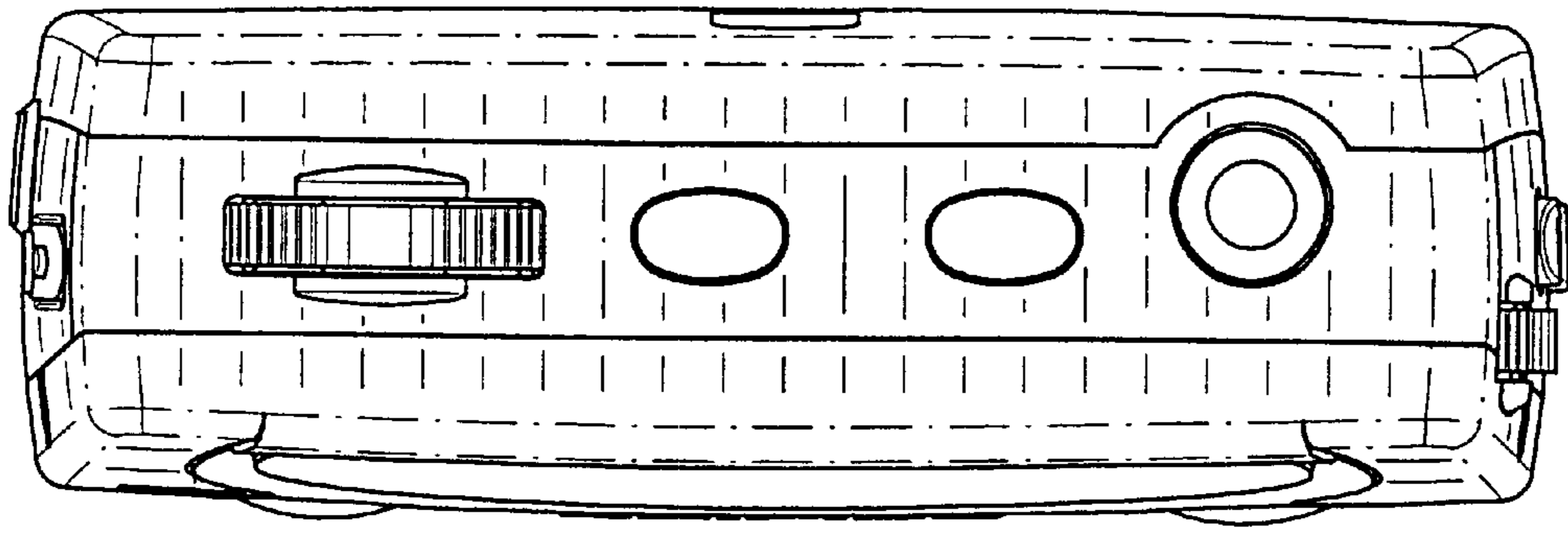


FIG. 6




FIG. 7