



US00D451460B1

(12) **United States Design Patent**
Arellano

(10) **Patent No.:** **US D451,460 S**

(45) **Date of Patent:** **** Dec. 4, 2001**

(54) **WHEEL**

(75) **Inventor:** **Joe Arellano, Temecula, CA (US)**

(73) **Assignee:** **Ultra Wheel CO, Buena Park, CA (US)**

(**) **Term:** **14 Years**

(21) **Appl. No.:** **29/136,425**

(22) **Filed:** **Jan. 30, 2001**

(51) **LOC (7) Cl.** **12-16**

(52) **U.S. Cl.** **D12/209**

(58) **Field of Search** **D12/204-211;**
301/37.1, 64.1, 65

(56) **References Cited**

U.S. PATENT DOCUMENTS

D. 375,716	*	11/1996	Dehner	D12/209
D. 380,433	*	7/1997	Chung	D12/209
D. 400,841	*	11/1998	Sacco et al.	D12/209
D. 410,613	*	6/1999	Brown et al.	D12/209
D. 422,549	*	4/2000	Brown	D12/209

D. 425,470	*	5/2000	Pfeiffer et al.	D12/209
D. 425,471	*	5/2000	Hussaini et al.	D12/209
D. 431,518	*	10/2000	Fitzgerald	D12/209
D. 437,820	*	2/2001	Fitzgerald	D12/209
D. 438,502	*	3/2001	Noriega	D12/209

* cited by examiner

Primary Examiner—Stacia Cadmus

(74) *Attorney, Agent, or Firm*—Christie, Parker & Hale, LLP

(57) **CLAIM**

The ornamental design for a wheel, as shown and described.

DESCRIPTION

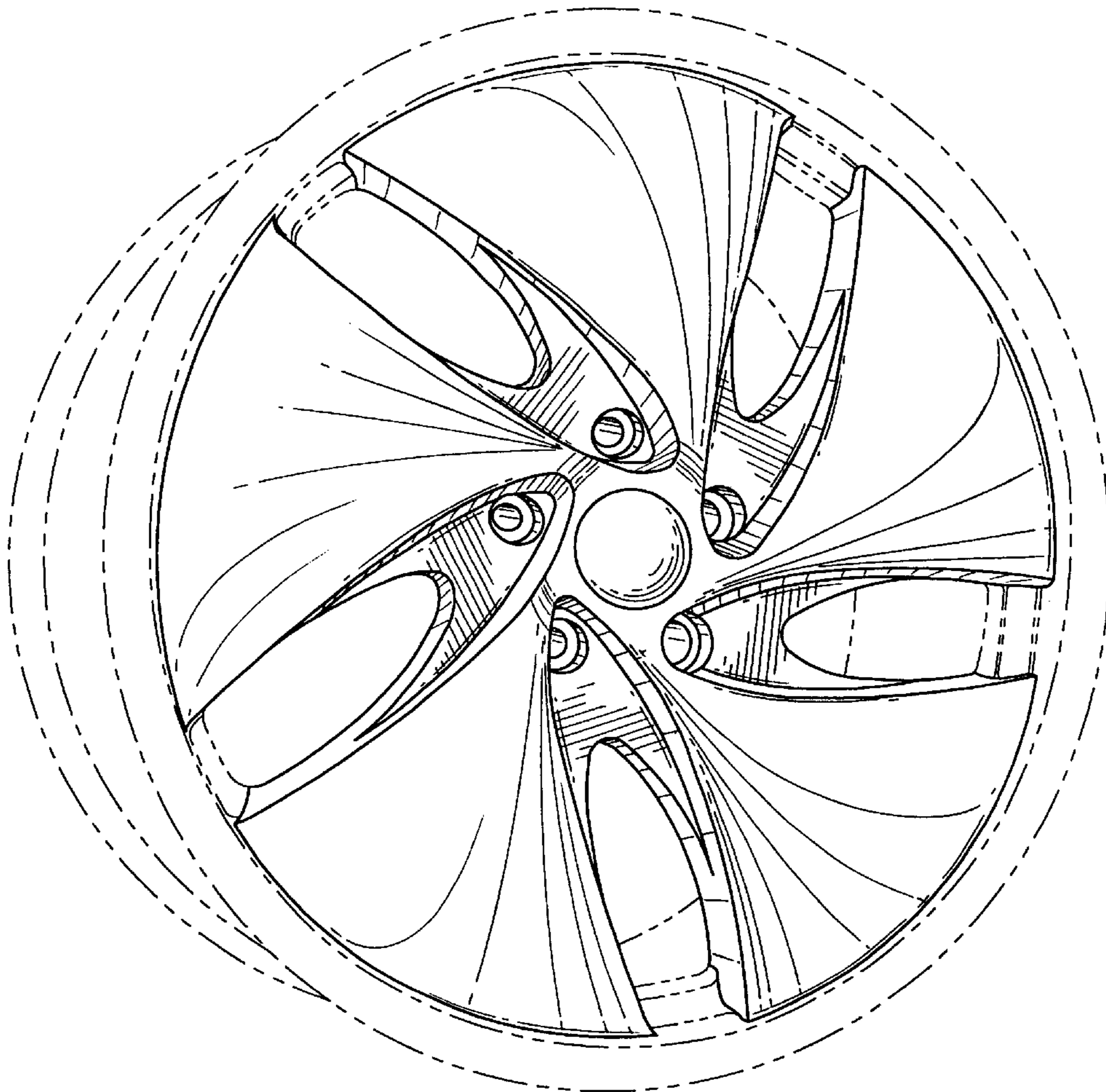
FIG. 1 is a perspective view of a wheel showing my new design; and,

FIG. 2 is a front elevational view thereof.

The broken line disclosure in FIGS. 1-2 is for illustrative purposes only and forms no part of the claimed design.

The rear of the wheel forms no part of the claimed design.

1 Claim, 2 Drawing Sheets



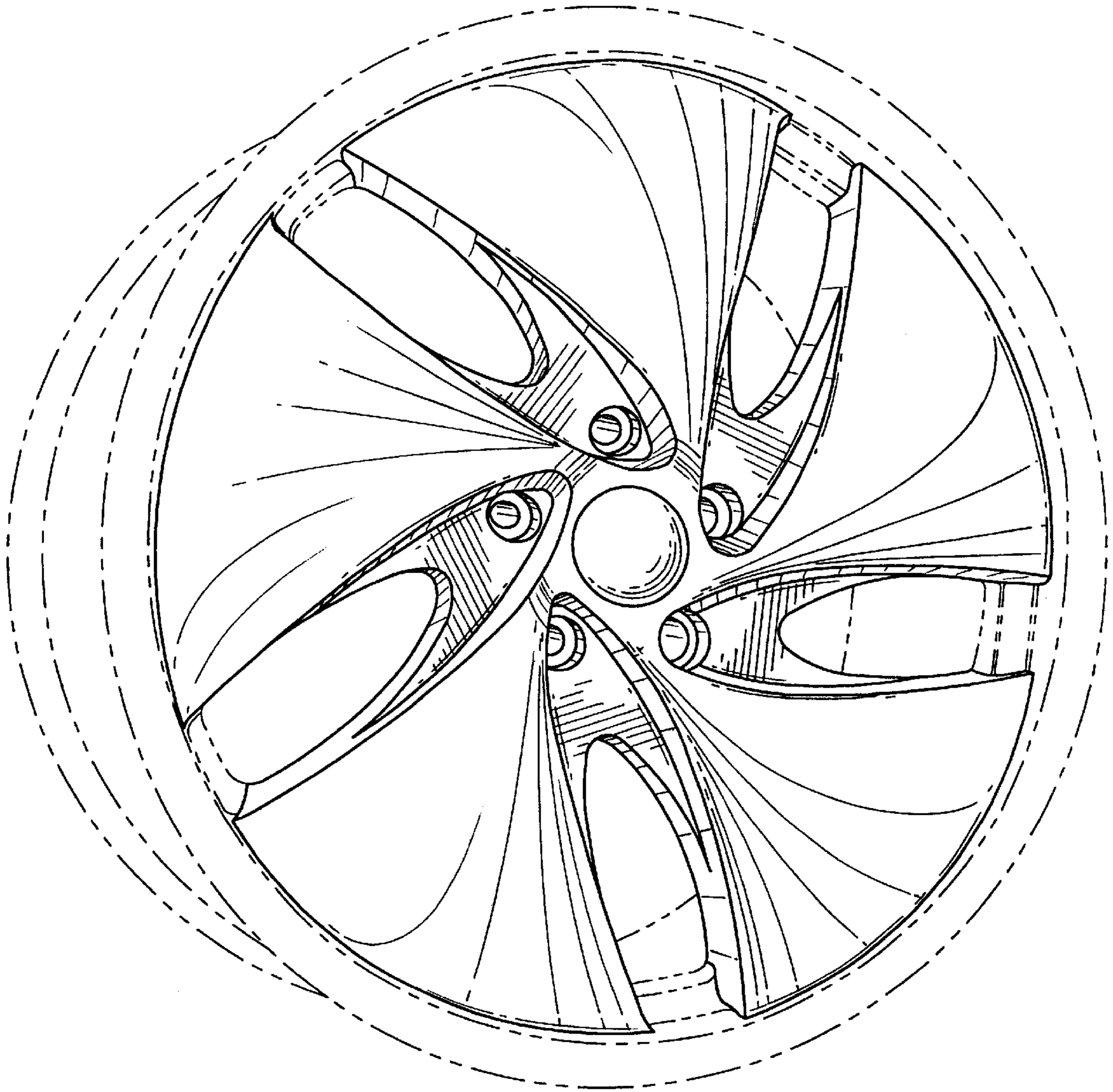


FIG. 1

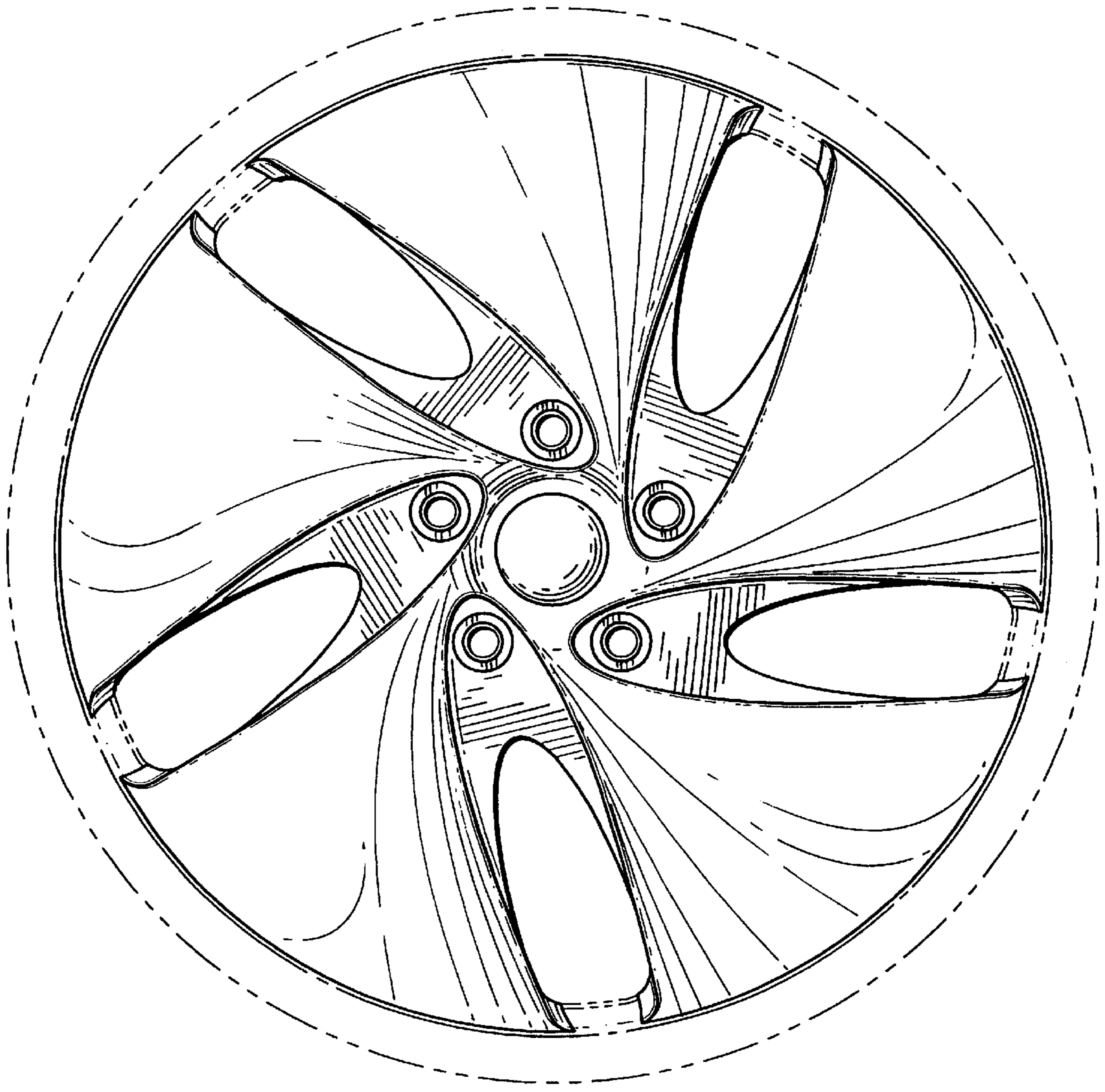


FIG. 2