



US00D451453B1

(12) **United States Design Patent**
Maxwell et al.

(10) **Patent No.:** **US D451,453 S**

(45) **Date of Patent:** **** Dec. 4, 2001**

(54) **TIRE TREAD**

(75) Inventors: **Paul Bryan Maxwell**, Kent; **Charles Kenneth Schmalix**, Canal Fulton; **Lonita Sue Mast**, Uniontown; **Randall Raymond Brayer**, North Canton; **Joseph Louis Aull**, Massillon, all of OH (US)

(73) Assignee: **The Goodyear Tire & Rubber Company**, Akron, OH (US)

(**) Term: **14 Years**

(21) Appl. No.: **29/137,403**

(22) Filed: **Feb. 19, 2001**

(51) **LOC (7) Cl.** **12-15**

(52) **U.S. Cl.** **D12/147**

(58) **Field of Search** D12/134-152;
152/209.1, 209.3, 209.9, 209.13, 209.28,
902, 903, 904

(56) **References Cited**

U.S. PATENT DOCUMENTS

D. 352,018	11/1994	Robert et al.	D12/147
D. 369,764	5/1996	Himuro et al.	D12/147
D. 370,442	6/1996	Guspodin et al.	D12/147
D. 374,644	10/1996	Guspodin et al.	D12/147
D. 382,520	8/1997	Harpes et al.	D12/147
D. 386,454	11/1997	Guspodin	D12/147
D. 387,709	12/1997	Lo	D12/147

D. 390,513	2/1998	Guspodin et al.	D12/147
D. 415,983	11/1999	Williams	D12/147
D. 420,627	2/2000	Edwards et al.	D12/147
D. 421,416	3/2000	Edwards et al.	D12/147
D. 432,961	10/2000	Guspodin et al.	D12/147

OTHER PUBLICATIONS

Michelin XGT Z4 Tire, 1999 Tread Design Guide, Jan. 1999, p. 49. 1/4.*

* cited by examiner

Primary Examiner—Robert M. Spear

(74) *Attorney, Agent, or Firm*—David E. Wheeler

(57) **CLAIM**

The ornamental Design for a tire tread, as shown and described.

DESCRIPTION

FIG. 1 is a perspective view of a tire tread showing our new design, it being understood that the pattern repeats uniformly throughout the circumference of the tread;

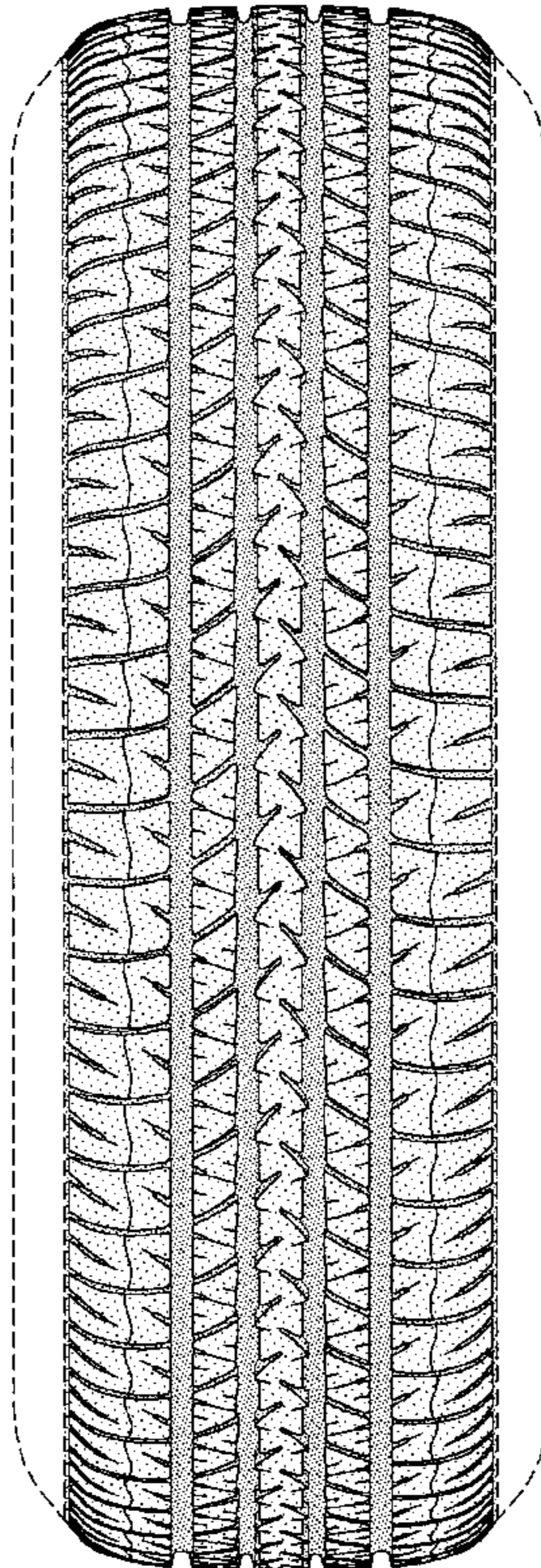
FIG. 2 is a front elevational view thereof;

FIG. 3 is a side elevational view thereof, the opposite side elevational view being a mirror image thereof; and,

FIG. 4 is an enlarged fragmentary perspective view.

In the drawings, the broken lines defining the inner bead of the sidewall and the peripheral boundary between the tire tread and the sidewall are for illustrative purposes only and form no part of the claimed design.

1 Claim, 4 Drawing Sheets



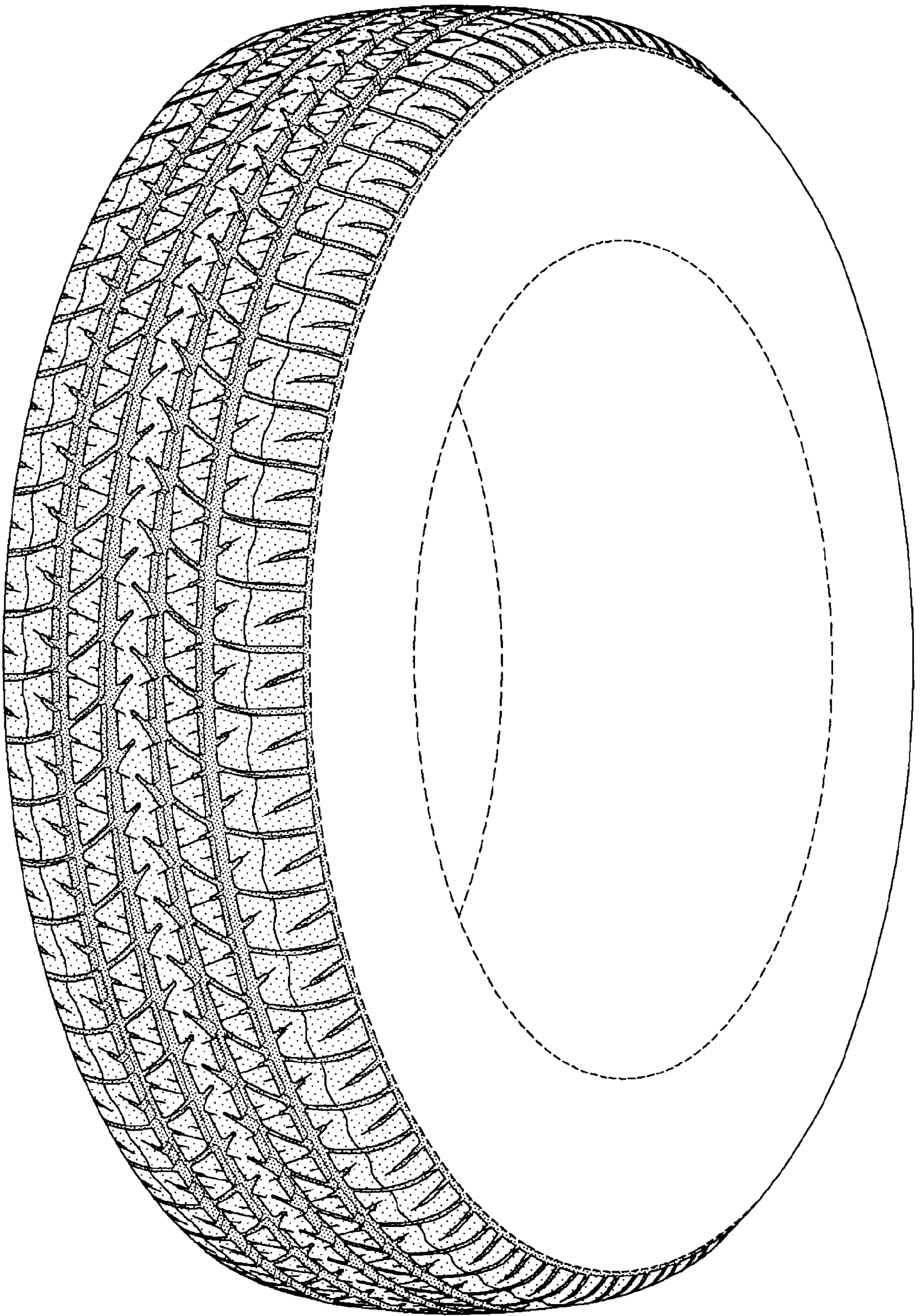


FIG-1

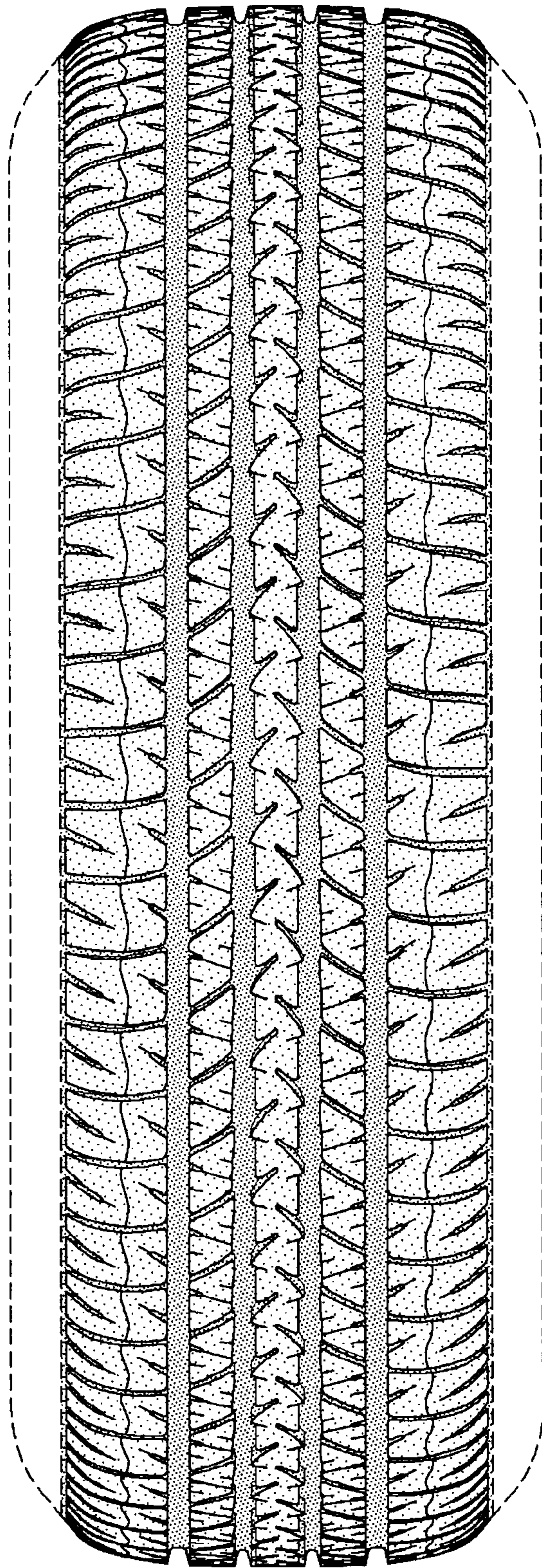


FIG-2

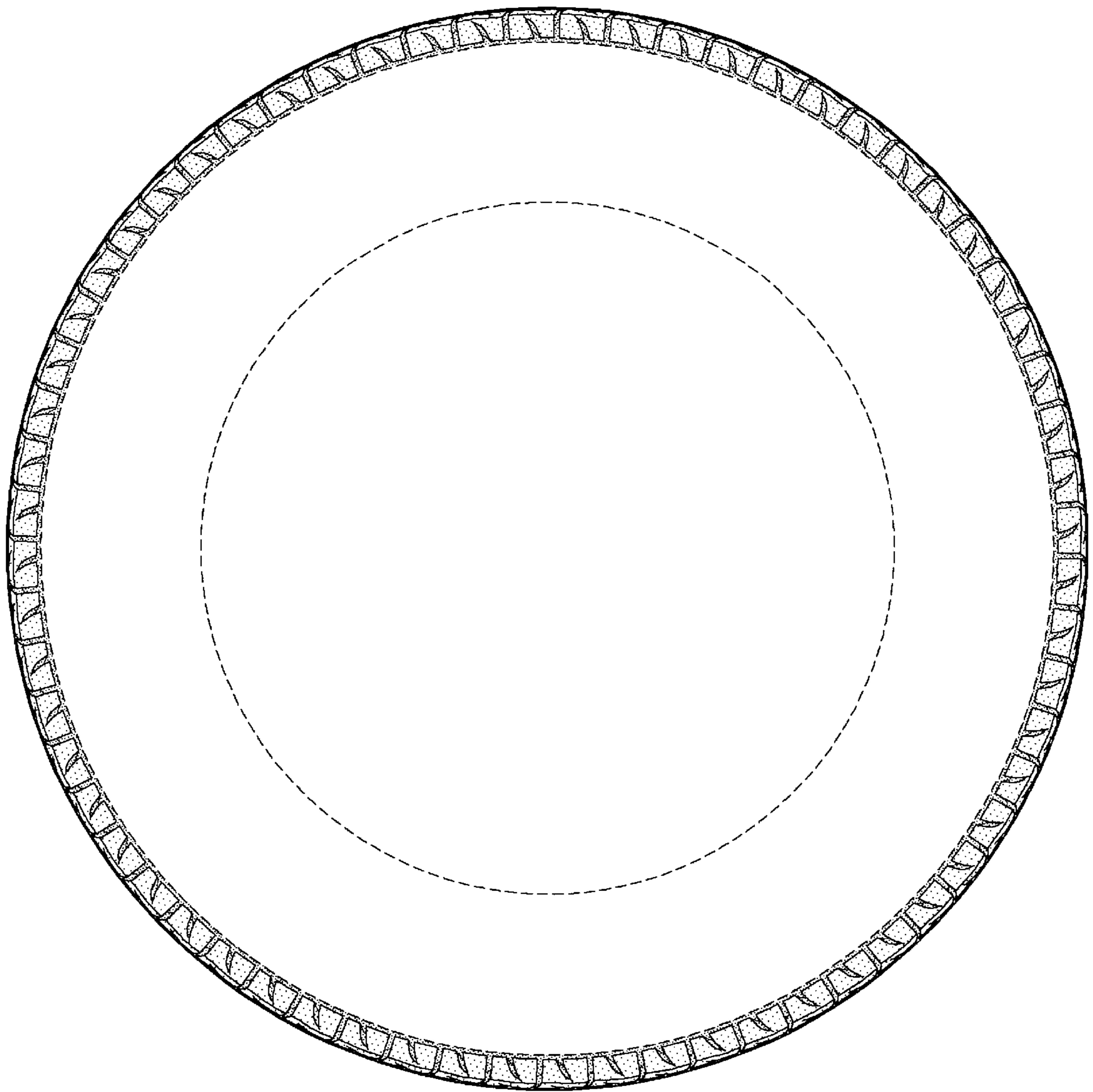


FIG-3

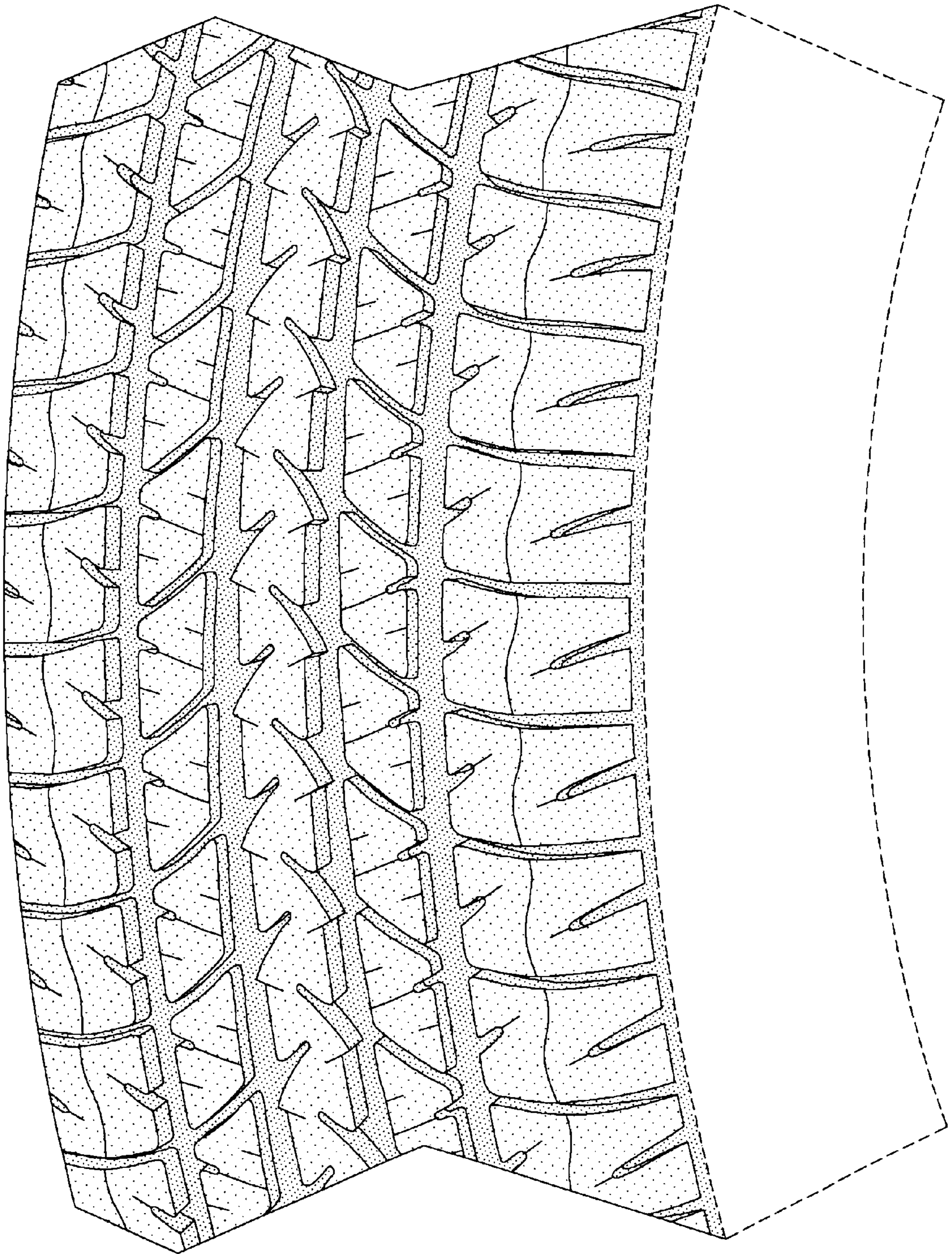


FIG-4