



US00D451452B1

(12) **United States Design Patent**
Welbes

(10) **Patent No.:** **US D451,452 S**

(45) **Date of Patent:** **** Dec. 4, 2001**

(54) **TIRE TREAD**

6,000,450 12/1999 Kishimoto et al. 152/209.1
6,079,464 6/2000 Hatakenaka et al. 152/209.24

(75) Inventor: **Paul Welbes**, Schrondeweiler (LU)

FOREIGN PATENT DOCUMENTS

(73) Assignee: **The Goodyear Tire & Rubber Company**, Akron, OH (US)

966760 * 8/1996 (JP) .

(**) Term: **14 Years**

OTHER PUBLICATIONS

(21) Appl. No.: **29/137,363**

Atlas Pacemark Radial GT Tire, 1999 Tread Design Guide, Jan. 1999, p. 12. 1/3.*

(22) Filed: **Feb. 19, 2001**

Co-op Pacemark Super GT Tire, 1999 Tread Design Guide, Jan. 1999, p. 19. 4/2.*

(51) **LOC (7) Cl.** **12-15**

Cordovan Winter Radial 400 Tire, 1999 Tread Design Guide, Jan. 1999, p. 23. 3/3*

(52) **U.S. Cl.** **D12/147**

Kumho Power Grip 749 Tire, 1999 Tread Design Guide, Jan. 1999, p. 43. 4/3.*

(58) **Field of Search** D12/134-152;
152/209.1, 209.3, 209.9, 209.13, 209.28,
902, 903, 904

Sigma Winter Radial W400 Tire, 1999 Tread Design Guide, Jan. 1999, p. 67. 1/2.*

Toyo Observe GO3 Tire, 1999 Tread Design Guide, Jan. 1999, p. 73. 1/2.*

(56) **References Cited**

* cited by examiner

U.S. PATENT DOCUMENTS

D. 263,578	*	3/1982	Nyblom	D12/148
D. 316,387		4/1991	Eromaki	D12/147
D. 316,533		4/1991	Killian	D12/147
D. 320,180		9/1991	Diensthuber	D12/147
D. 328,583		8/1992	Graas et al.	D12/147
D. 335,643	*	5/1993	Hino	D12/147
D. 351,368		10/1994	Graas et al.	D12/147
D. 355,876		2/1995	Diensthuber	D12/151
D. 360,175		7/1995	Eromaki	D12/147
D. 361,966		9/1995	Graas et al.	D12/146
D. 363,456		10/1995	Graas et al.	D12/151
D. 369,995		5/1996	Graas et al.	D12/147
D. 370,196		5/1996	Graas et al.	D12/147
D. 379,444		5/1997	Graas et al.	D12/147
D. 379,448		5/1997	Graas et al.	D12/147
D. 379,787		6/1997	Maxwell et al.	D12/147
D. 387,714		12/1997	Heinen	D12/147
D. 398,888		9/1998	De Barsy	D12/146
D. 400,131		10/1998	Graas	D12/146
D. 430,080		8/2000	Graas et al.	D12/146
4,298,046		11/1981	Herbelleau et al.	152/209 R
4,598,747		7/1986	Flechtner	152/209 R
5,198,047		3/1993	Graas et al.	152/209 R
5,591,280		1/1997	Asano	152/209 R
5,660,651		8/1997	Diensthuber	152/209 A

Primary Examiner—Robert M. Spear
(74) *Attorney, Agent, or Firm*—David L. King

(57) **CLAIM**

The ornamental Design for a tire tread, as shown and described.

DESCRIPTION

FIG. 1 is a perspective view of a tire tread showing our new design, it being understood that the pattern repeats uniformly throughout the circumference of the tread;

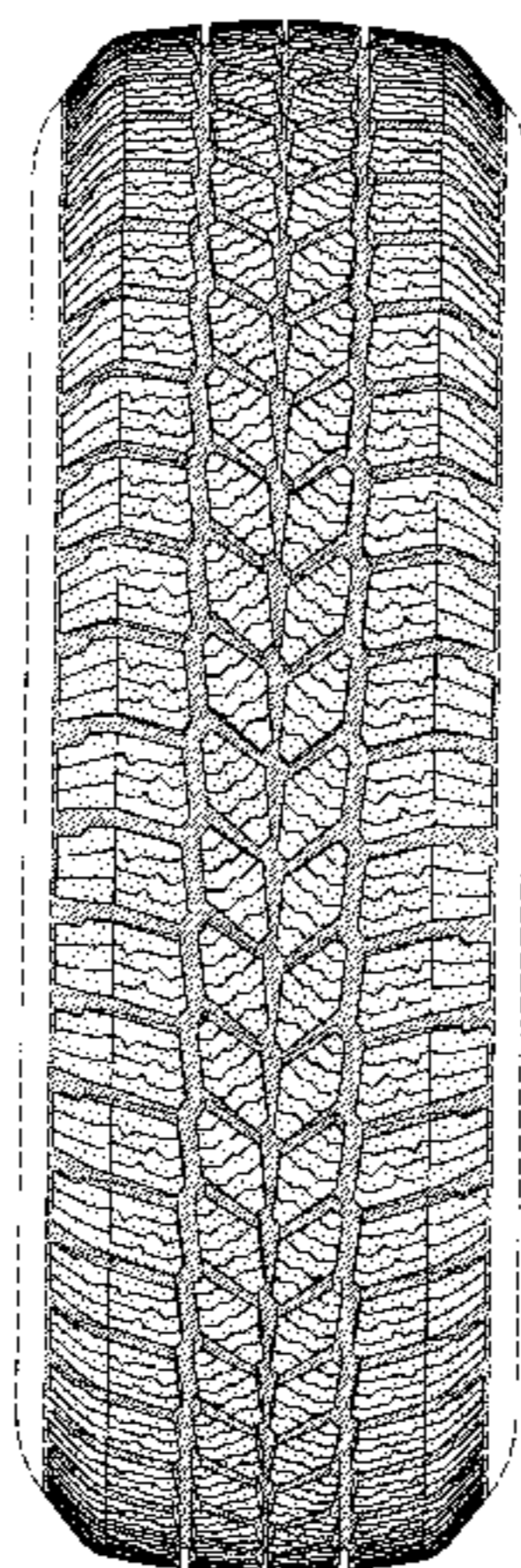
FIG. 2 is a front elevational view thereof;

FIG. 3 is a right side elevational view thereof, the other side being a mirror image of the right side thereof; and,

FIG. 4 is an enlarged fragmentary perspective view.

In the drawings, the broken lines defining the inner bead of the sidewall and the peripheral boundary between the tire tread and the sidewall are for illustrative purposes only and form no part of the claimed design.

1 Claim, 4 Drawing Sheets



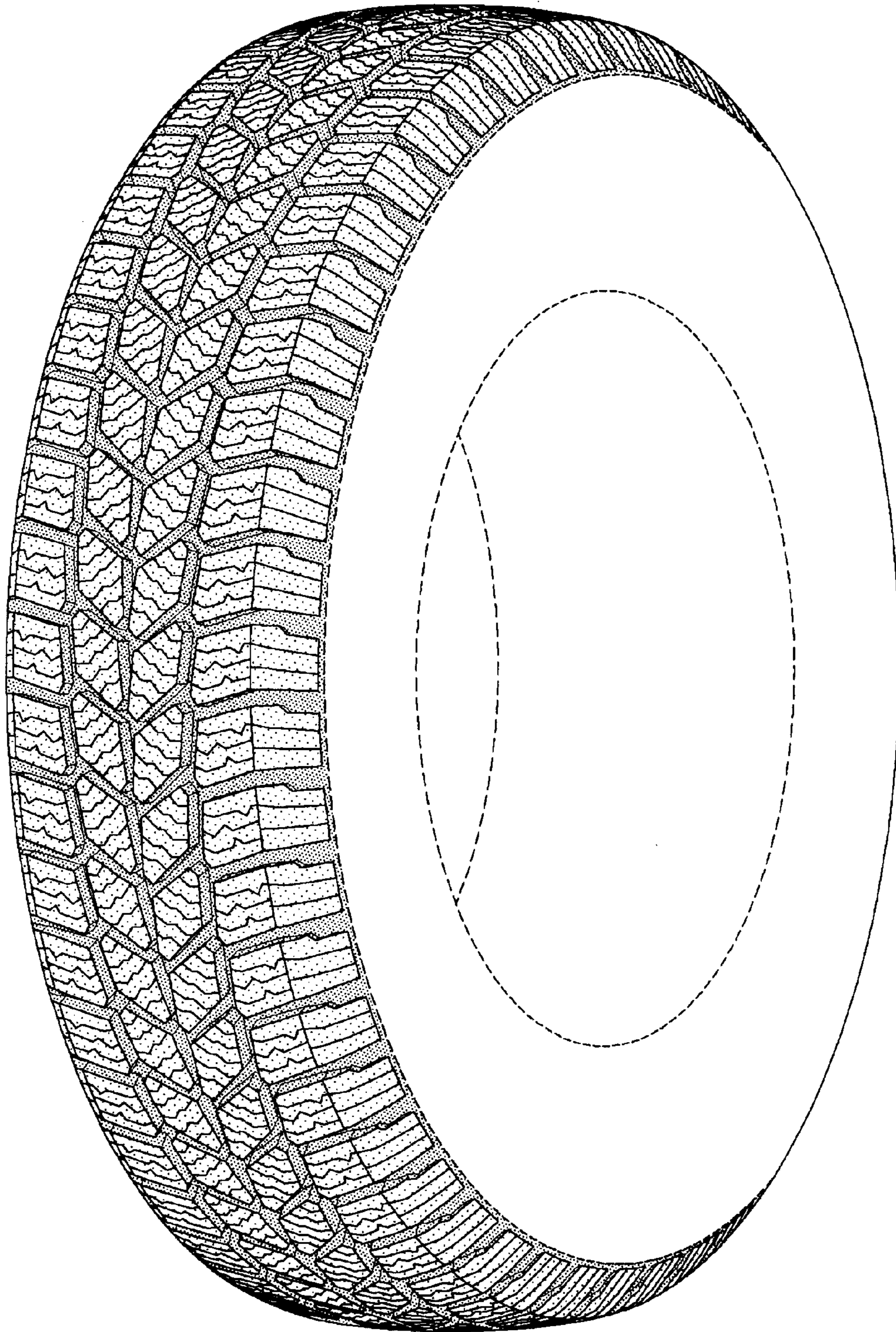


FIG-1

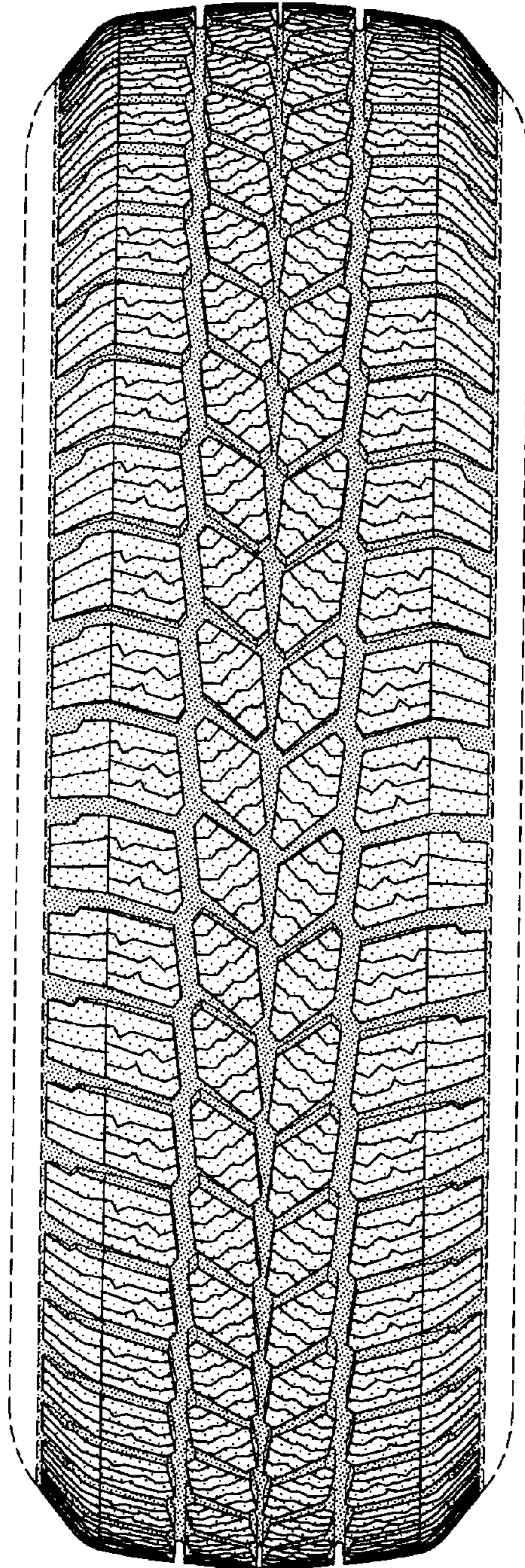


FIG-2

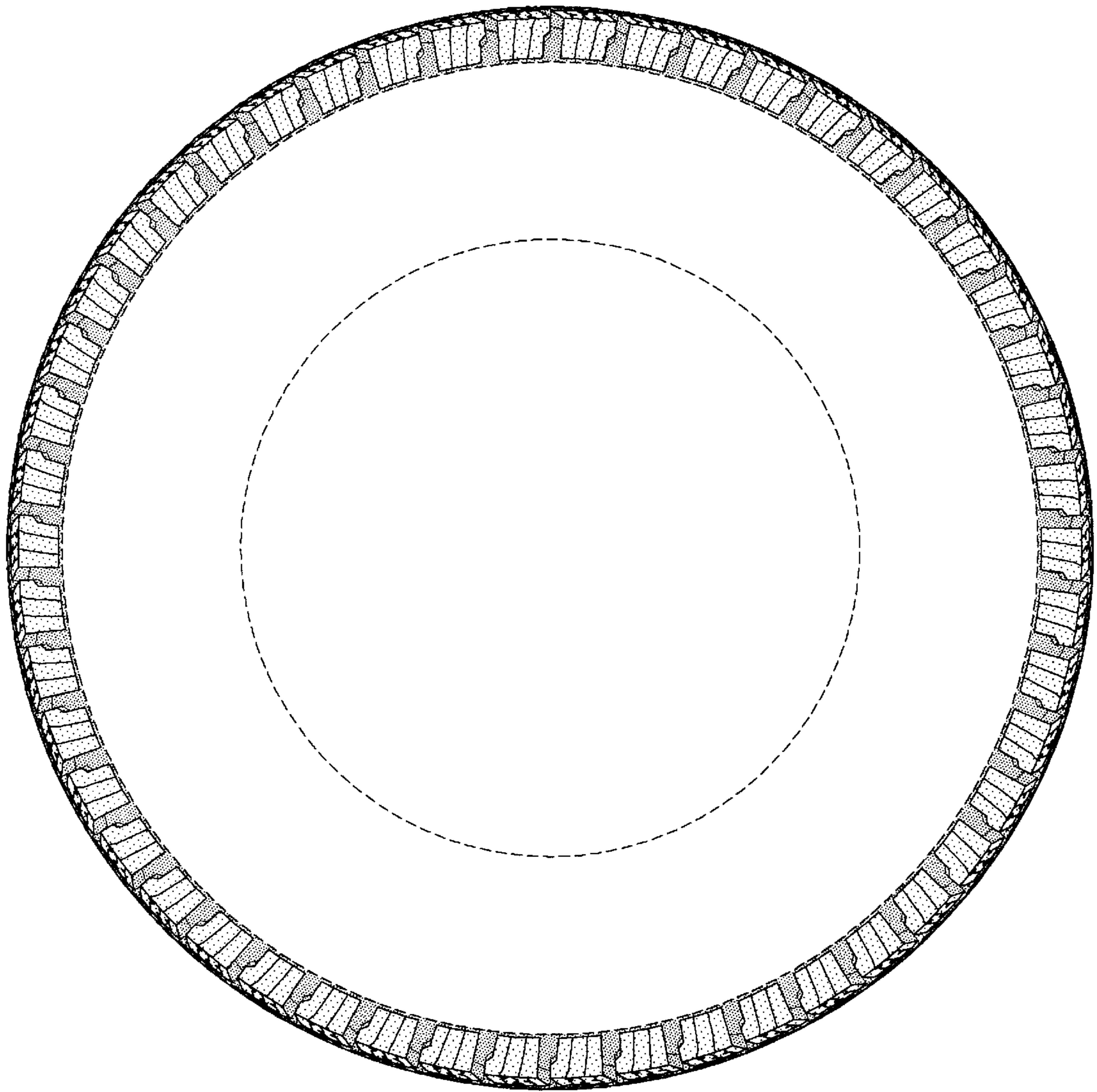


FIG-3

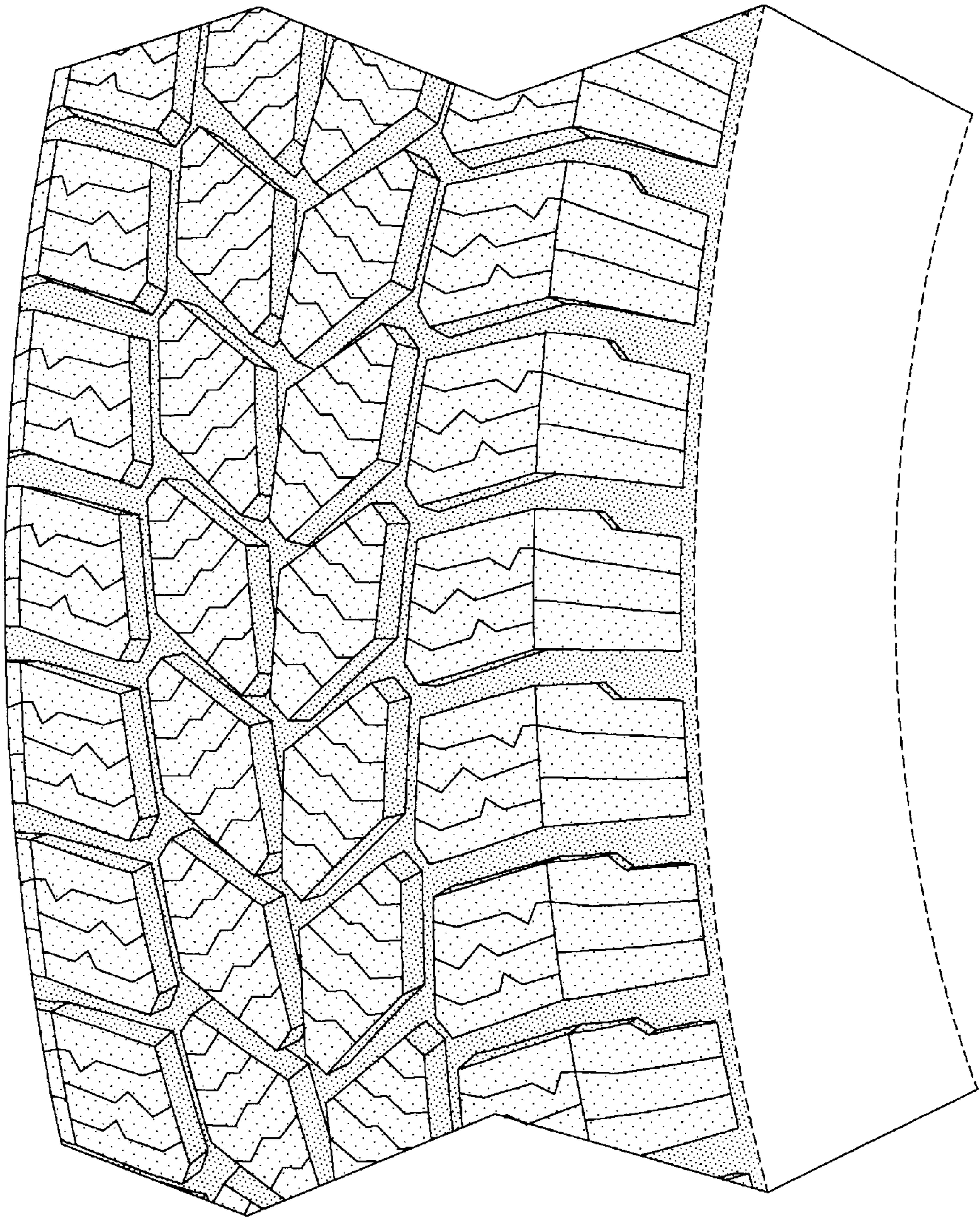


FIG-4