



US00D451451B1

(12) **United States Design Patent**  
**Smith**

(10) **Patent No.:** **US D451,451 S**

(45) **Date of Patent:** **\*\* Dec. 4, 2001**

(54) **TIRE TREAD**

(75) Inventor: **Scott Herman Smith**, Akron, OH (US)

(73) Assignee: **The Goodyear Tire & Rubber Company**, Akron, OH (US)

(\*\*) Term: **14 Years**

(21) Appl. No.: **29/134,585**

(22) Filed: **Dec. 22, 2000**

(51) **LOC (7) Cl.** ..... **12-15**

(52) **U.S. Cl.** ..... **D12/147**

(58) **Field of Search** ..... D12/134-152;  
152/209.1, 209.3, 209.8, 209.9, 209.11,  
209.26, 209.28, 455, 456, 902, 903, 904

(56) **References Cited**

**U.S. PATENT DOCUMENTS**

- D. 334,909 \* 4/1993 Brayer et al. .... D12/147
- D. 403,625 \* 1/1999 Ratliff, Jr. .... D12/141

**OTHER PUBLICATIONS**

Bridgestone Desert Dueler 610V Tire, 1999 Tread Design Guide, Jan. 1999, p. 16. 1/5.\*

Dunlop SP Sport 9000 Tire, 1999 Tread Design Guide, Jan. 1999, p. 26. 2/3.\*

Firestone Firehawk SZ50 Tire, 1999 Tread Design Guide, Jan. 1999, p. 30. 4/4.\*

Vredstein Wintrac Tire, 1999 Tread Design Guide, Jan. 1999, p. 75. 4/5.\*

Denman Ground Hawg Tire, 1999 Tread Design Guide, Jan. 1999, p. 169. 3/3.\*

\* cited by examiner

*Primary Examiner*—Robert M. Spear

(74) *Attorney, Agent, or Firm*—David E. Wheeler

(57) **CLAIM**

The ornamental Design for a tire tread, as shown and described.

**DESCRIPTION**

FIG. 1 is a perspective view of a tire tread showing our new design, it being understood that the pattern repeats uniformly throughout the circumference of the tread;

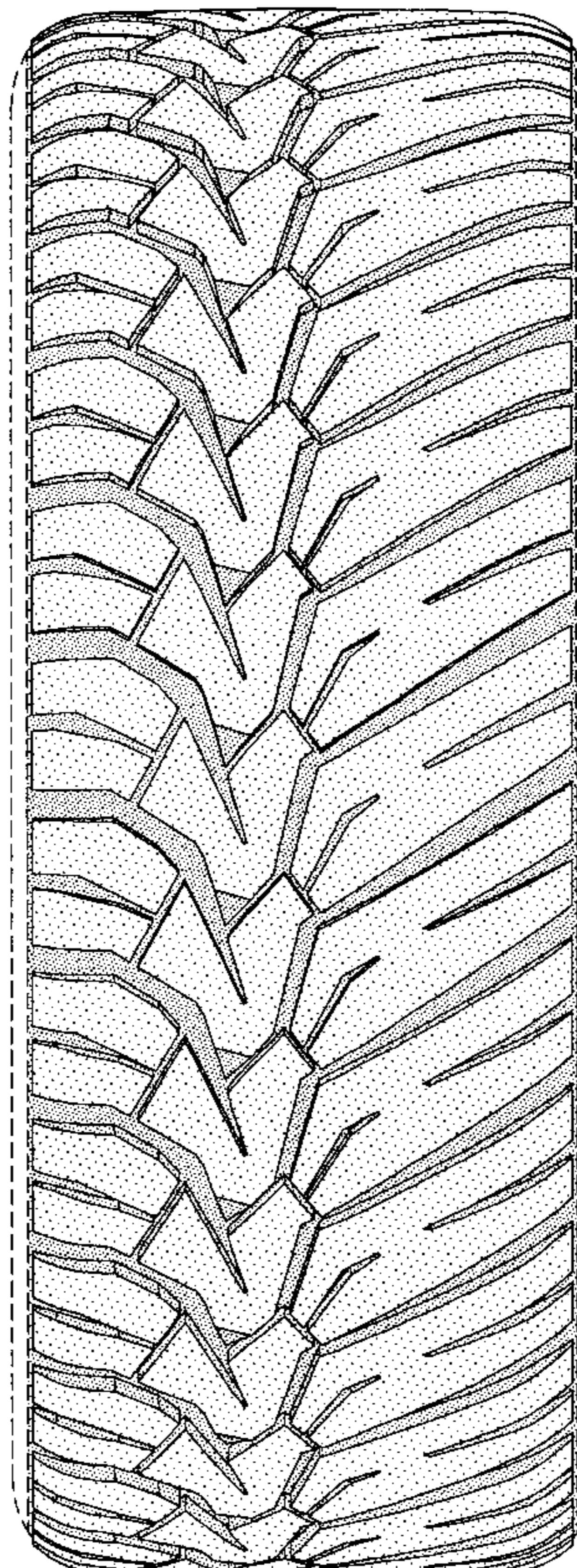
FIG. 2 is a front elevational view thereof;

FIG. 3 is a side elevational view thereof; and,

FIG. 4 is a side elevational view of the opposite side thereof.

In the drawings, the broken lines defining the inner bead of the sidewall and the peripheral boundary between the tire tread and the sidewall are for illustrative purposes only and form no part of the claimed design.

**1 Claim, 4 Drawing Sheets**



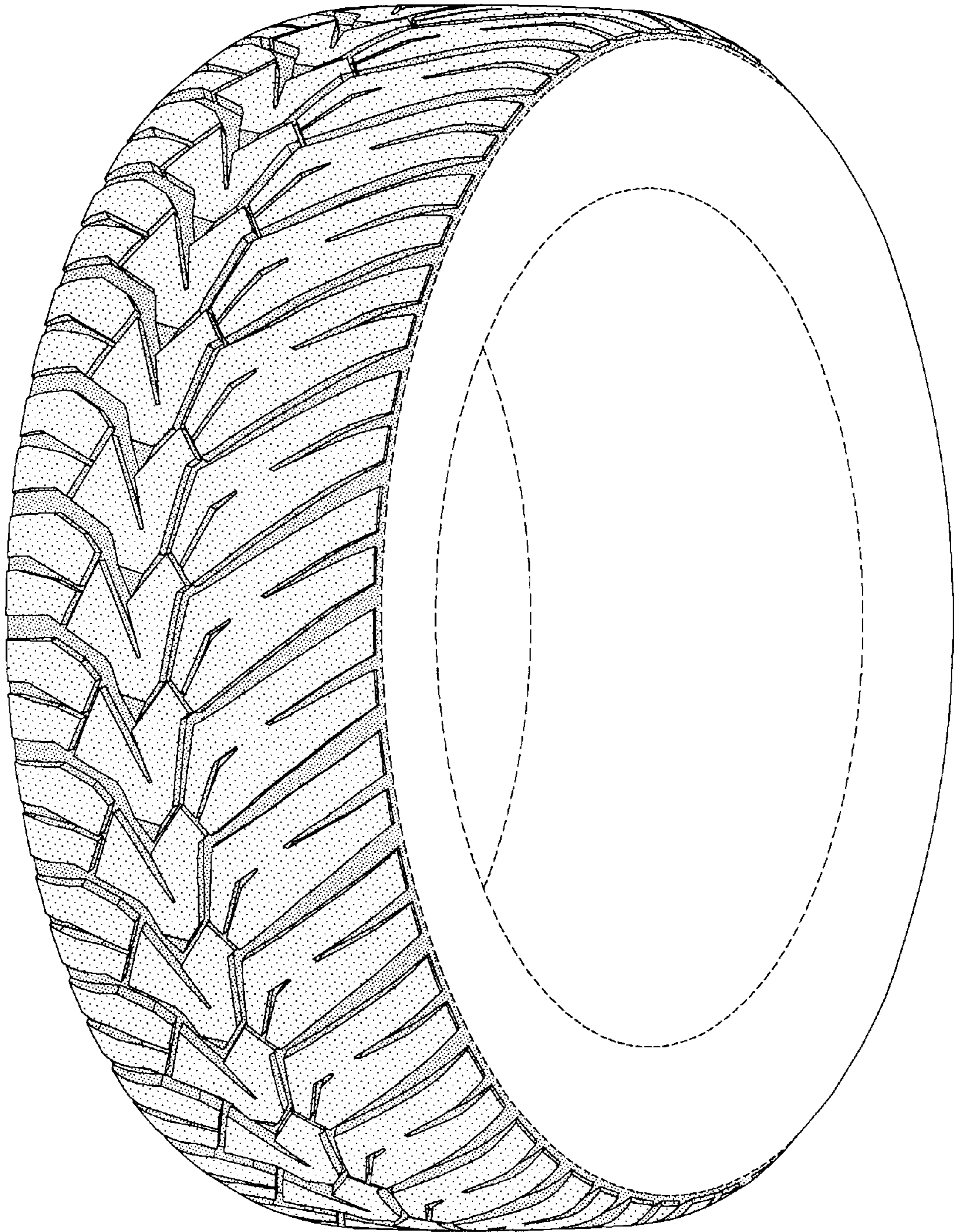


FIG-1

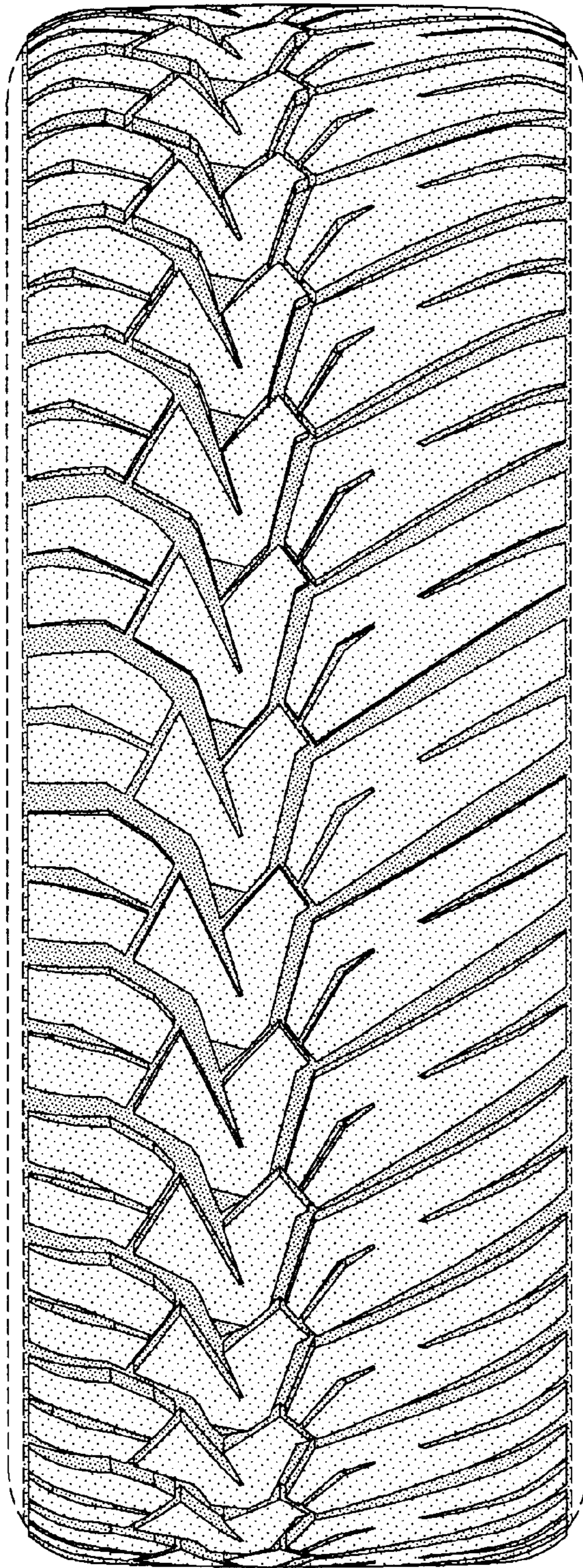


FIG-2

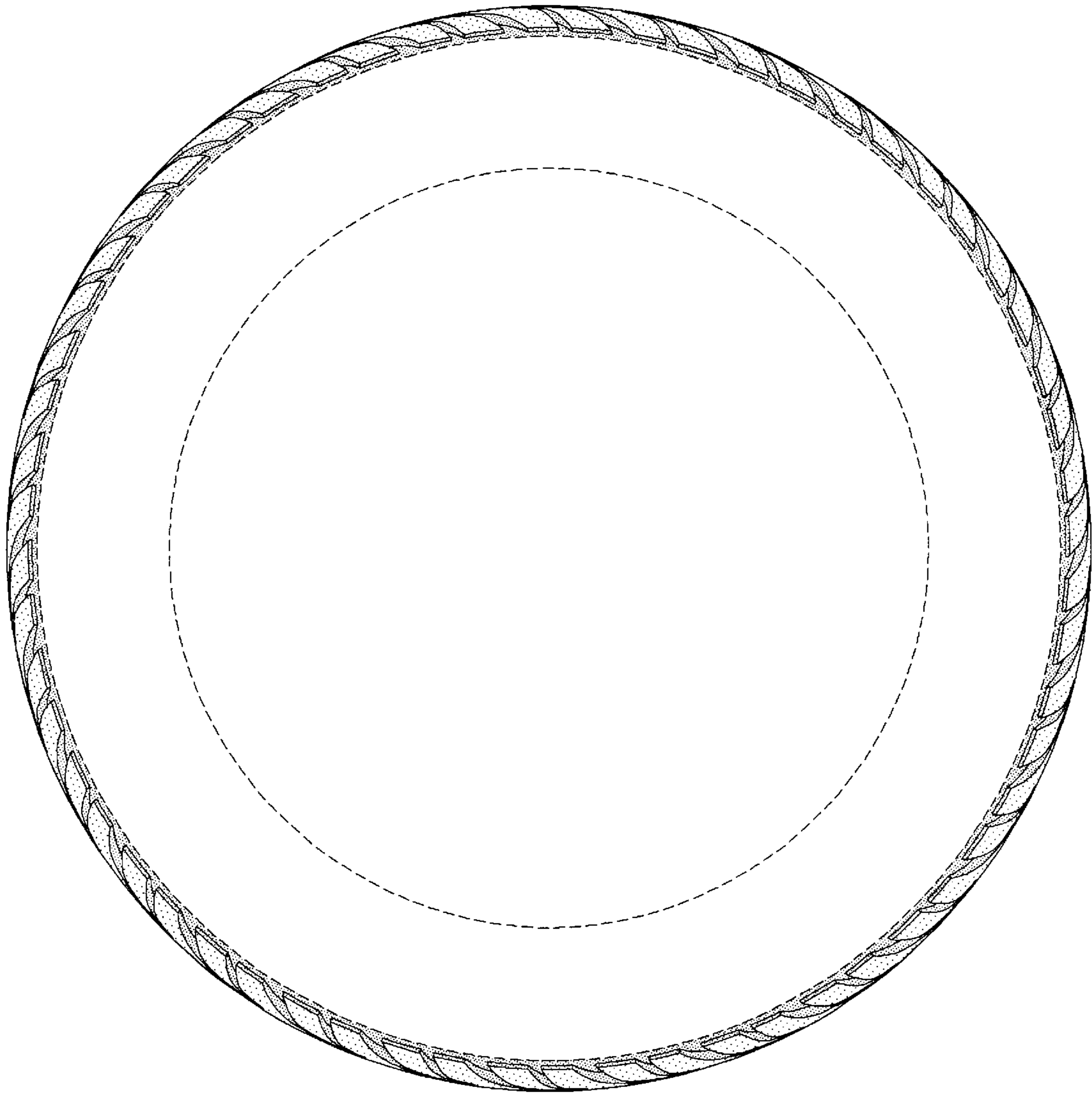


FIG-3

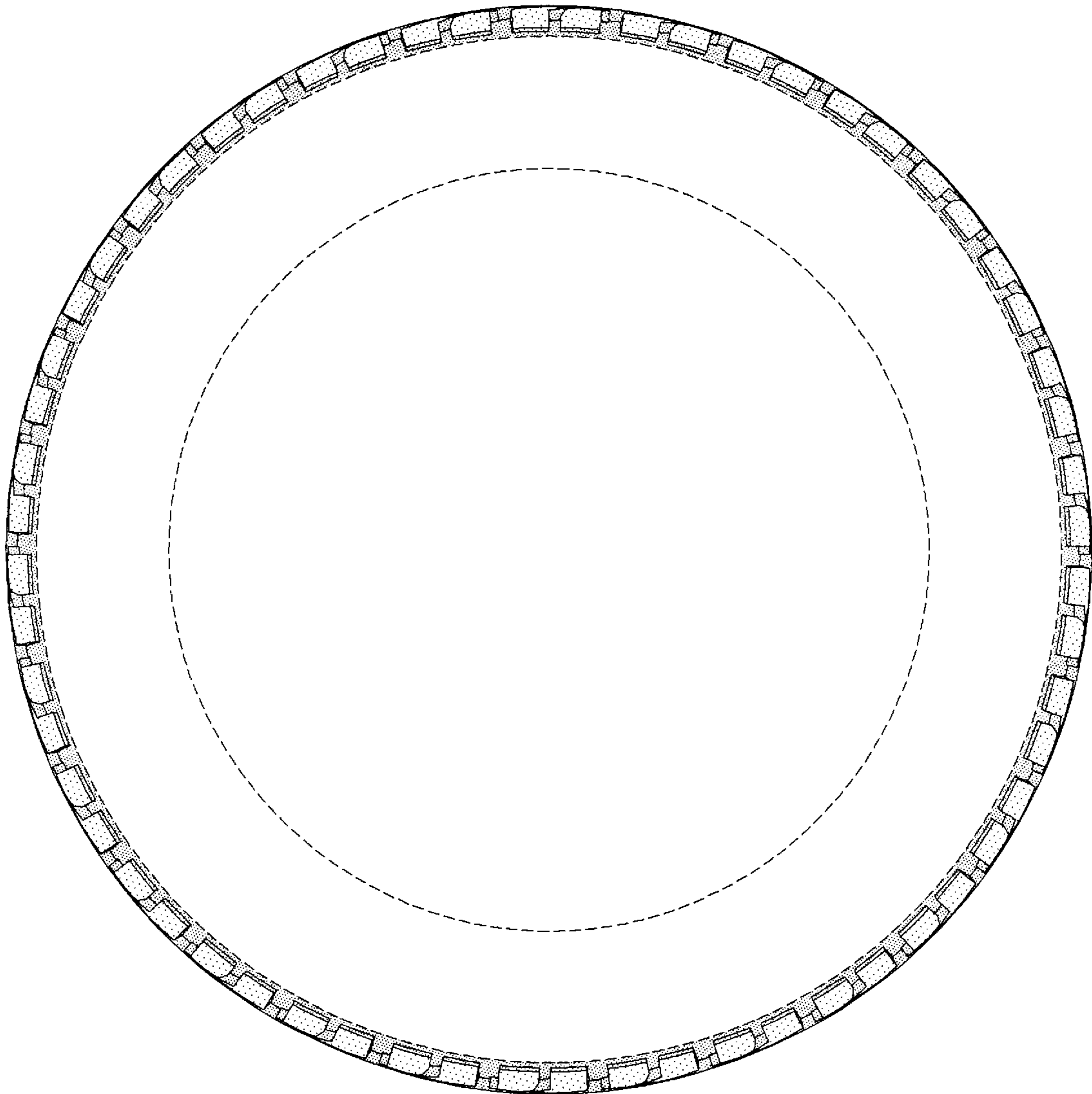


FIG-4