



US00D451447B1

(12) **United States Design Patent**  
**Heinen et al.**

(10) **Patent No.:** **US D451,447 S**

(45) **Date of Patent:** **\*\* Dec. 4, 2001**

(54) **TIRE TREAD**

(75) Inventors: **Richard Heinen**, Habay-la-Neuve (BE);  
**Johan Peter Dahlberg**, Luxembourg  
(LU)

(73) Assignee: **The Goodyear Tire & Rubber  
Company**, Akron, OH (US)

(\*\*) Term: **14 Years**

(21) Appl. No.: **29/132,663**

(22) Filed: **Nov. 13, 2000**

(51) **LOC (7) Cl.** ..... **12-15**

(52) **U.S. Cl.** ..... **D12/147**

(58) **Field of Search** ..... D12/134-152;  
152/209.1, 209.3, 209.8, 209.9, 209.11,  
455, 456, 902, 903, 904

(56) **References Cited**

**U.S. PATENT DOCUMENTS**

D. 304,560	11/1989	Mezzanotte .....	D12/146
D. 384,615	10/1997	Lim et al. ....	D12/147
D. 386,134	11/1997	Cagneaux et al. ....	D12/147
D. 414,145 *	9/1999	Manestar et al. ....	D12/146
D. 414,730	10/1999	Heinen et al. ....	D12/147

D. 429,667	8/2000	Fierro et al. ....	D12/147
4,327,792	5/1982	Landers .....	152/209 R
4,986,324	1/1991	Suzuki et al. ....	152/209 R
5,137,068	8/1992	Loidl et al. ....	152/209 R
5,358,021 *	10/1994	Takasugi et al. ....	152/209.8

\* cited by examiner

*Primary Examiner*—Robert M. Spear

(74) *Attorney, Agent, or Firm*—David E. Wheeler

(57) **CLAIM**

The ornamental design for a tire tread, as shown and described.

**DESCRIPTION**

FIG. 1 is a perspective view of a tire tread showing our new design;

FIG. 2 is the opposite side perspective view thereof;

FIG. 3 is a front elevational view thereof;

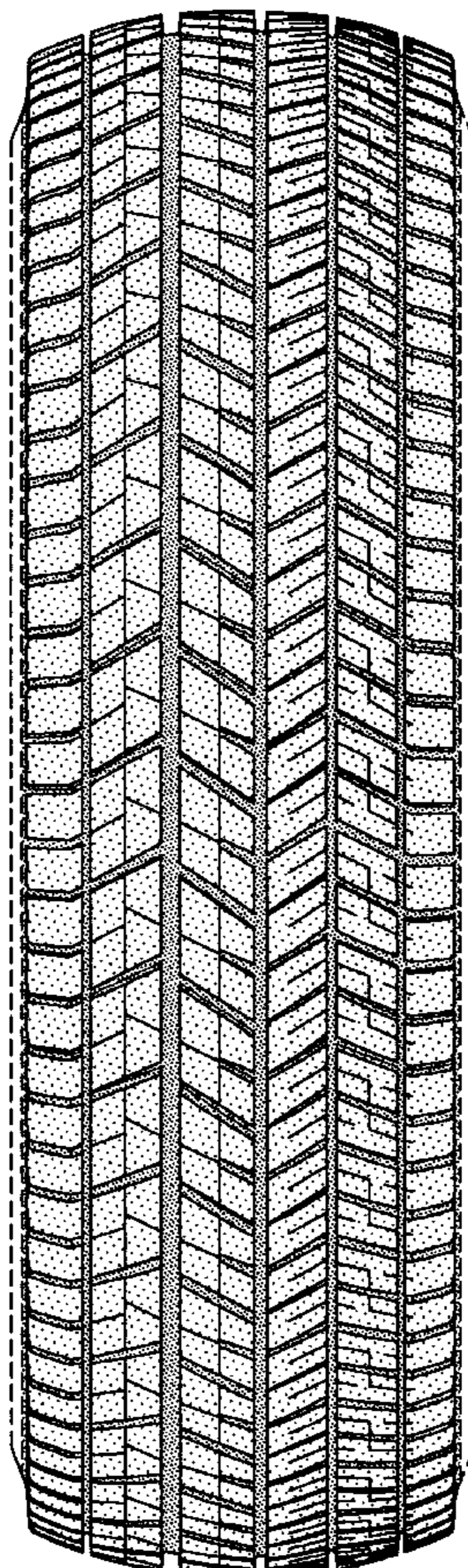
FIG. 4 is a side elevational view thereof;

FIG. 5 is the opposite side elevational view thereof; and,

FIG. 6 is an enlarged fragmentary perspective view.

In the drawings, the broken lines defining the inner bead of the sidewall and the peripheral boundary between the tire tread and the sidewall are for illustrative purposes only and form no part of the claimed design.

**1 Claim, 6 Drawing Sheets**



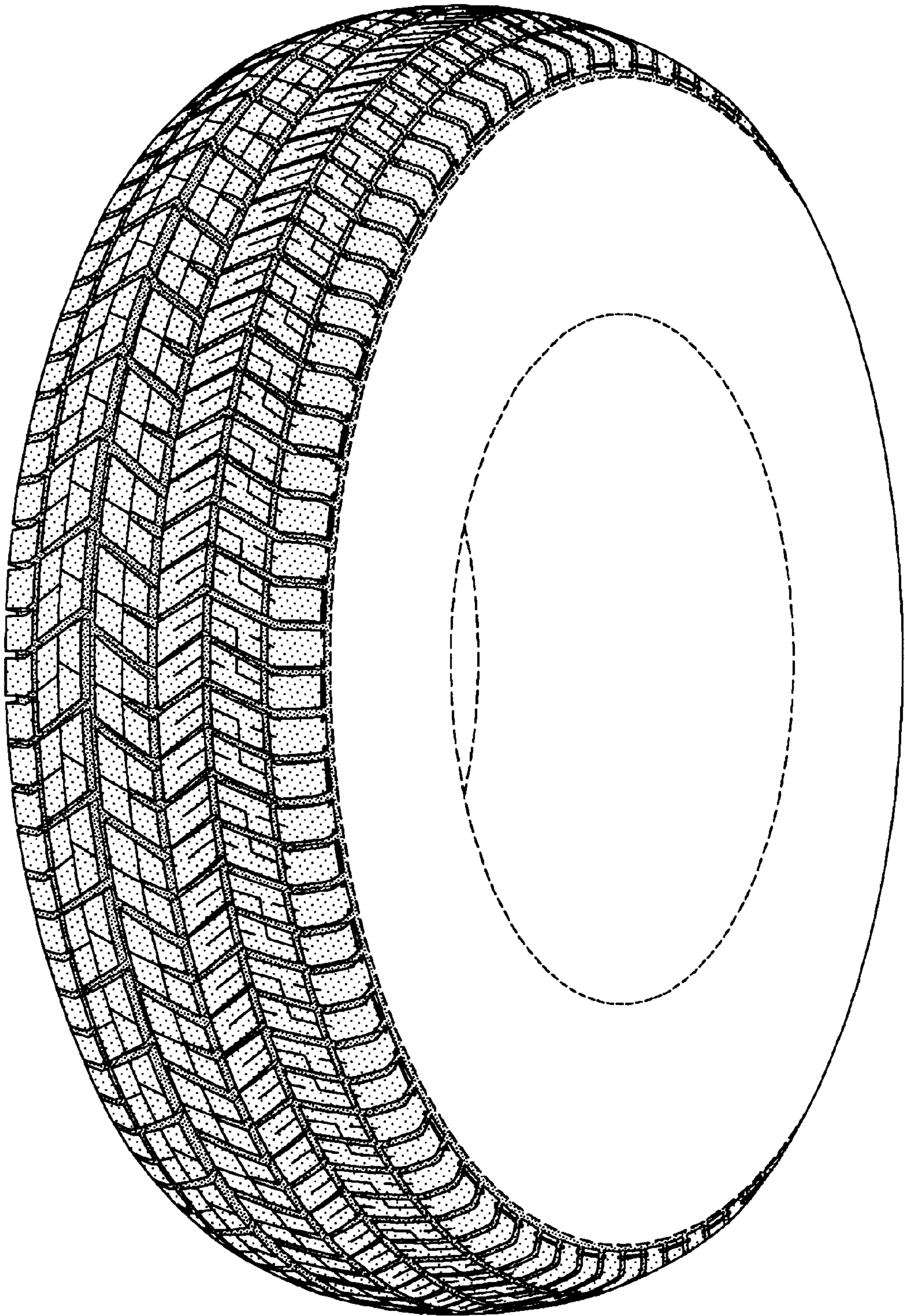


FIG-1

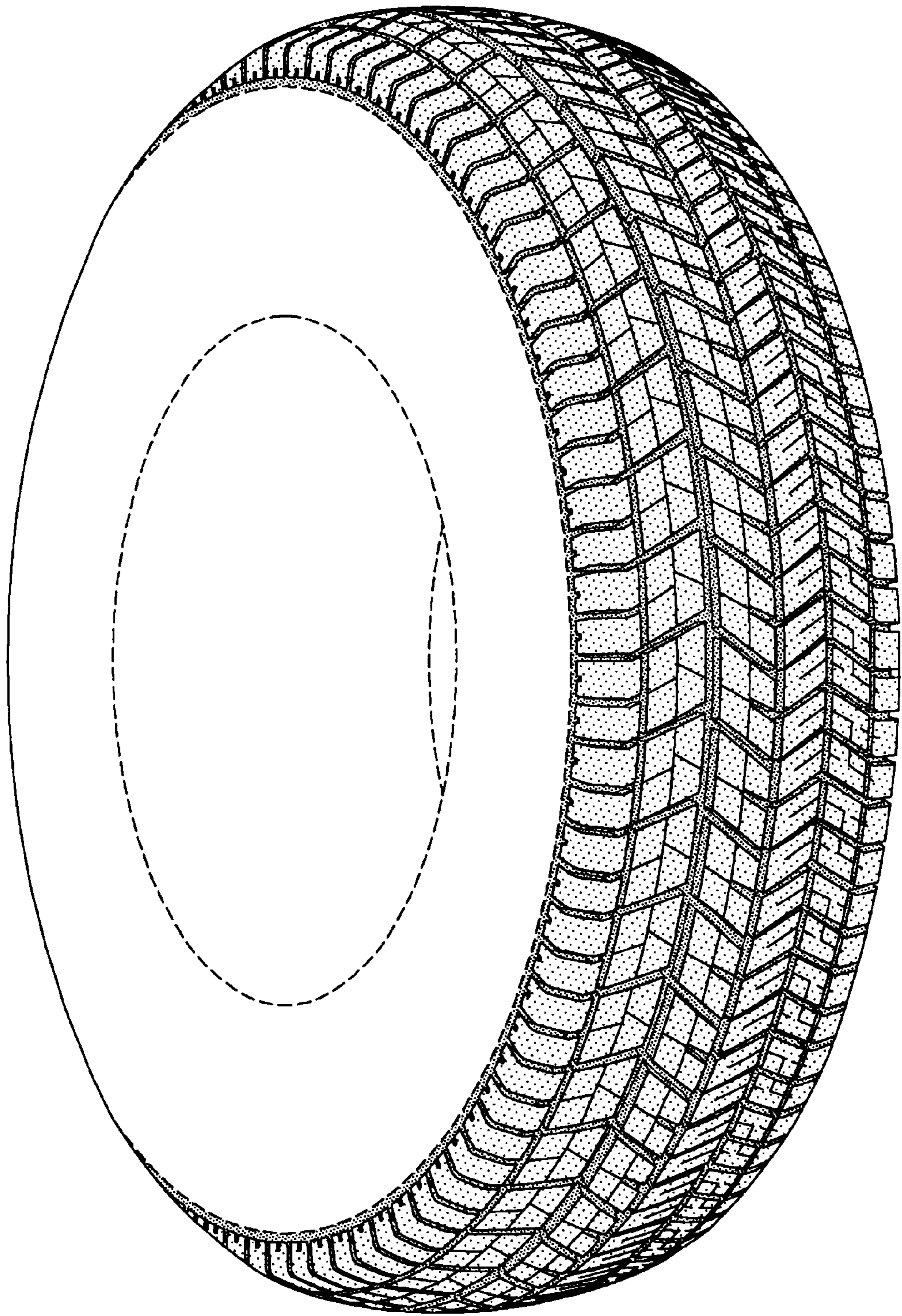


FIG-2

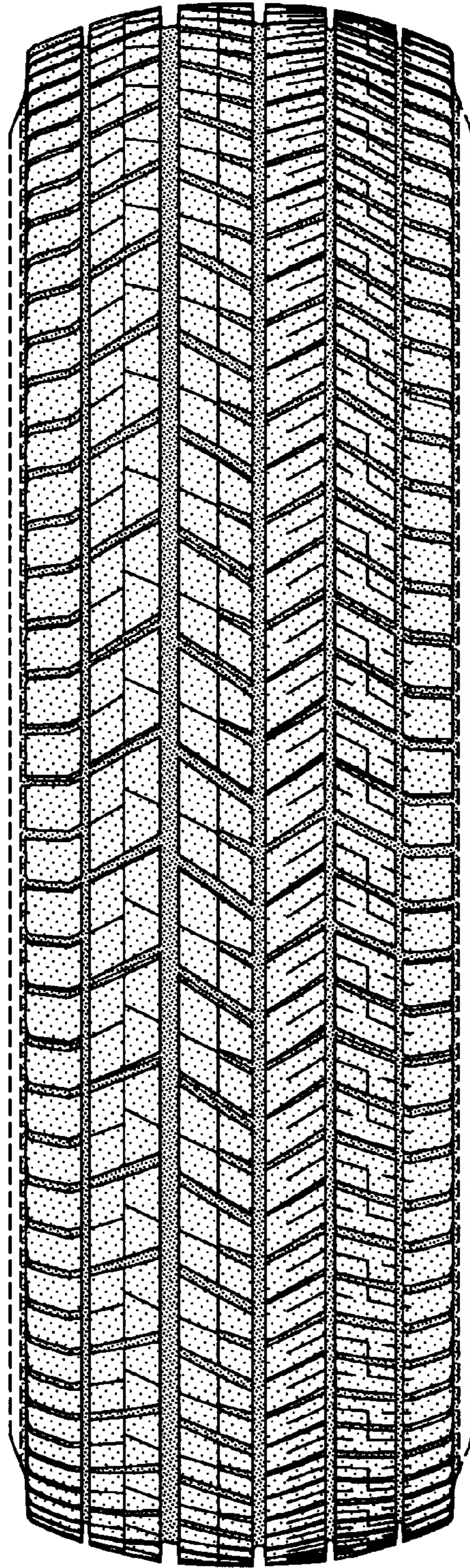


FIG-3




FIG-4

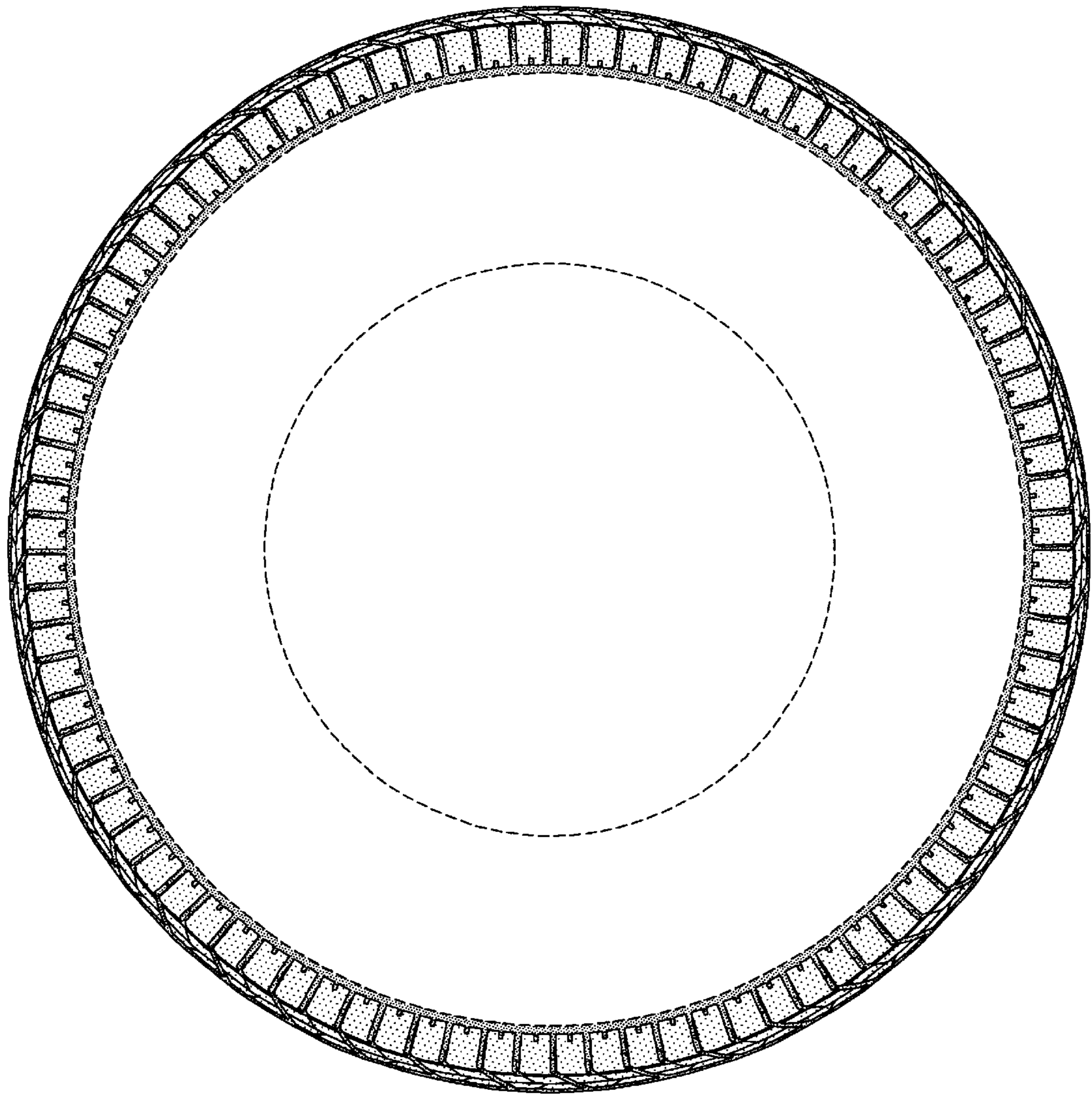


FIG-5

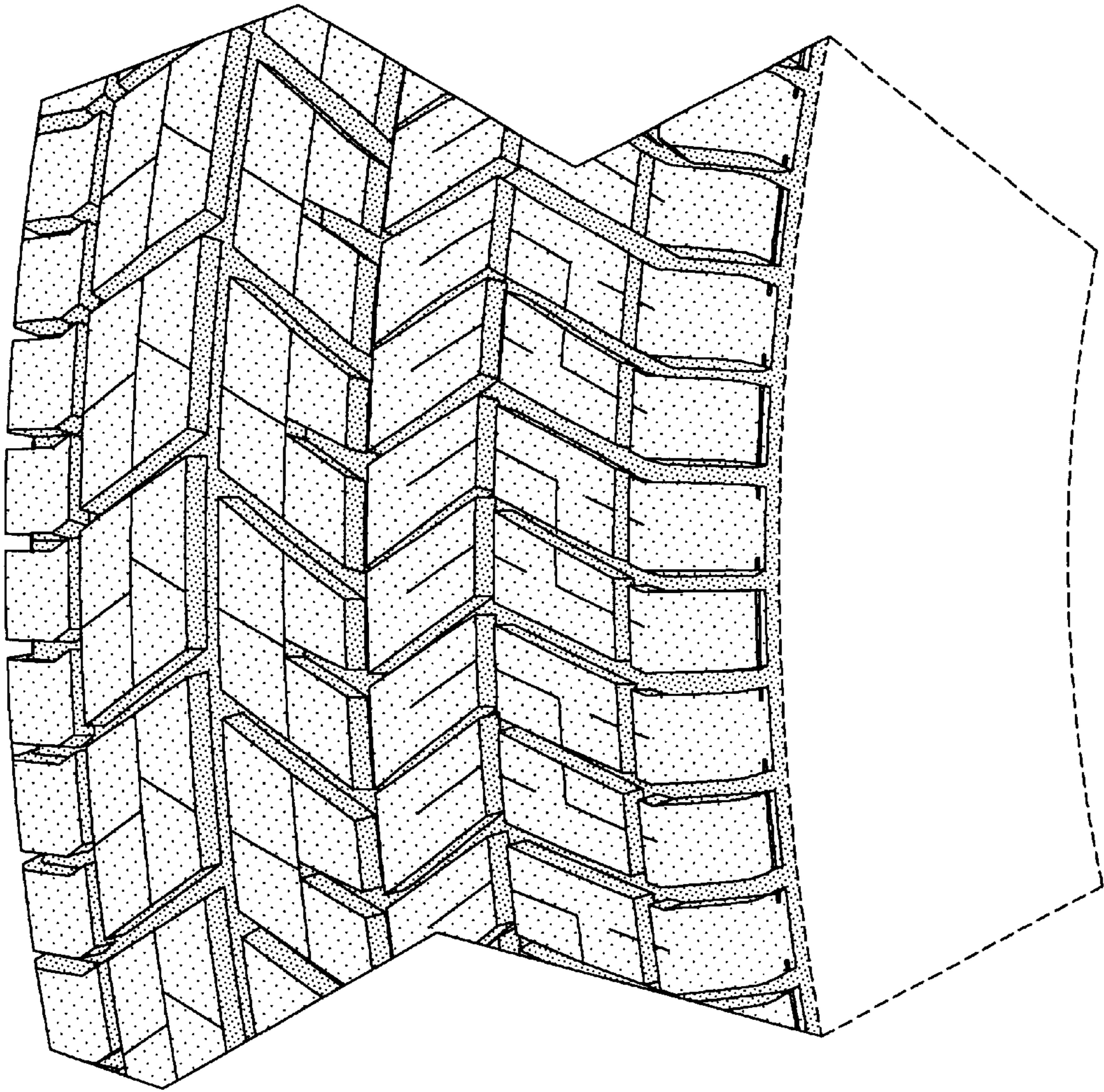


FIG-6