

US00D451446B1

(12) **United States Design Patent**  
**Heinen et al.**

(10) **Patent No.:** **US D451,446 S**

(45) **Date of Patent:** **\*\* Dec. 4, 2001**

(54) **TIRE TREAD**

(75) Inventors: **Richard Heinen**, Habay-la-Neuve;  
**Michel Marguerite Walther Ghislain**  
**Constant**, Bastogne, both of (BE);  
**Claude Lardo**, Luxembourg (LU)

(73) Assignee: **The Goodyear Tire & Rubber**  
**Company**, Akron, OH (US)

(\*\*) Term: **14 Years**

(21) Appl. No.: **29/132,651**

(22) Filed: **Nov. 13, 2000**

(51) **LOC (7) Cl.** ..... **12-15**

(52) **U.S. Cl.** ..... **D12/147**

(58) **Field of Search** ..... D12/134-152;  
152/209.1, 209.3, 209.9, 209.13, 209.28,  
902, 903, 904

(56) **References Cited**

**U.S. PATENT DOCUMENTS**

D. 335,643	*	5/1993	Hino	.....	D12/147
D. 350,319	*	9/1994	Egan et al.	.....	D12/147
D. 361,966		9/1995	Graas et al.	.....	D12/146
D. 379,444		5/1997	Graas et al.	.....	D12/147
D. 387,714		12/1997	Heinen	.....	D12/147
D. 429,194		8/2000	Heinen et al.	.....	D12/147
D. 429,478		8/2000	Heinen et al.	.....	D12/147
D. 436,063	*	1/2001	Baker	.....	D12/146
4,298,046		11/1981	Herbelleau et al.	.....	152/209 R
4,598,747		7/1986	Flechtner	.....	152/209 R
5,198,047		3/1993	Graas et al.	.....	152/209 R

6,000,450		12/1999	Kishimoto et al.	.....	152/209.1
6,026,875		2/2000	Diensthuber et al.	.....	152/209.2
6,065,517	*	5/2000	Maruyama	.....	152/902

**FOREIGN PATENT DOCUMENTS**

966760 \* 8/1996 (JP) .

**OTHER PUBLICATIONS**

Tredtech Wide Climber RVT Radial A/P Tire, 1999 Tread Design Guide, Jan. 1999, p. 121. 2/4.\*

\* cited by examiner

*Primary Examiner*—Robert M. Spear

(74) *Attorney, Agent, or Firm*—David E. Wheeler

(57) **CLAIM**

The ornamental Design for a tire tread, as shown and described.

**DESCRIPTION**

FIG. 1 is a perspective view of a tire tread showing our new design, it being understood that the pattern repeats uniformly throughout the circumference of the tread;


FIG. 2 is a front elevational view thereof;

FIG. 3 is a side elevational view thereof, the opposite side elevational view being a mirror image thereof; and,

FIG. 4 is an enlarged fragmentary perspective view.

In the drawings, the broken lines defining the inner bead of the sidewall and the peripheral boundary between the tire tread and the sidewall are for illustrative purposes only and form no part of the claimed design.

**1 Claim, 4 Drawing Sheets**





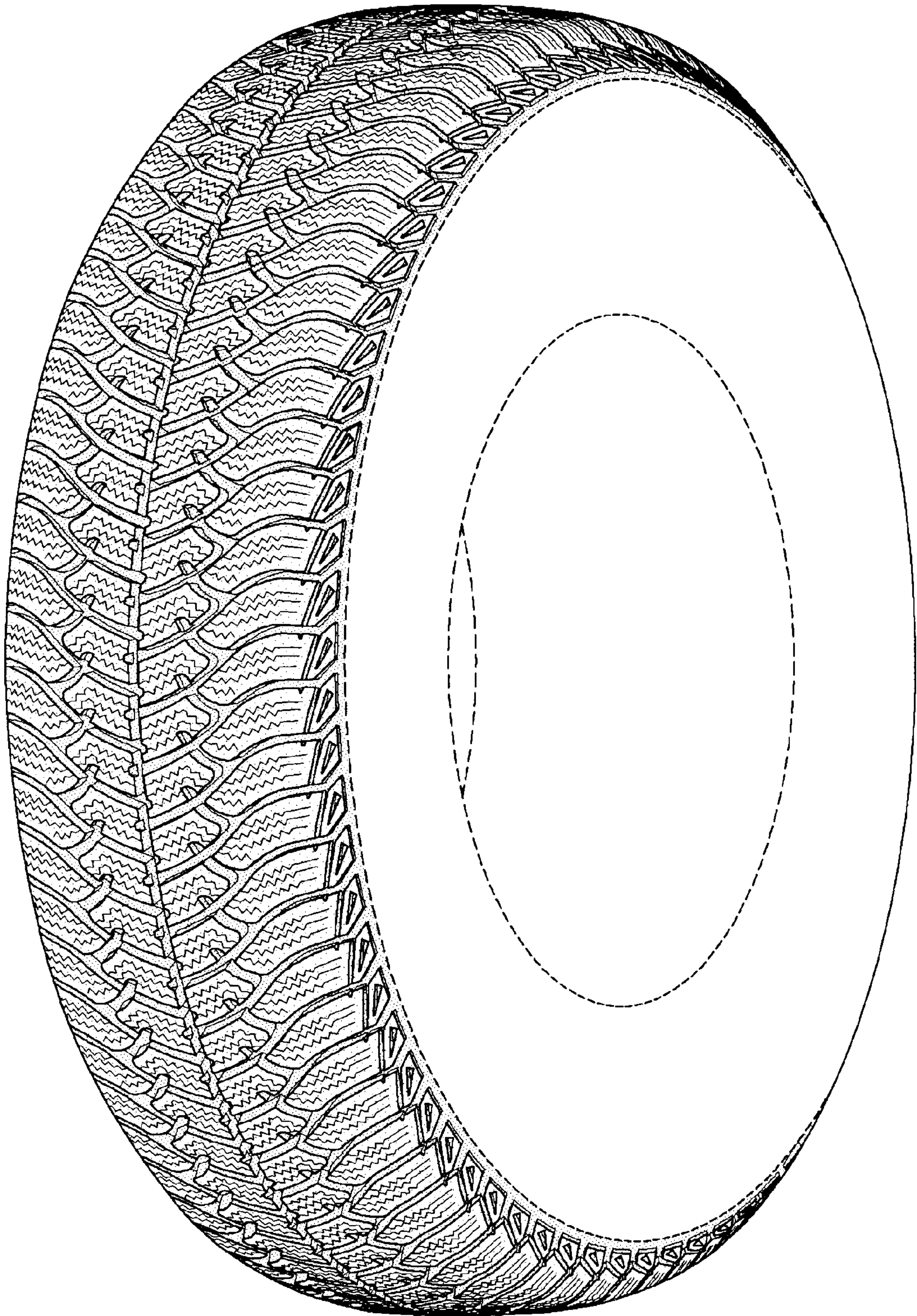


FIG-1






FIG-2



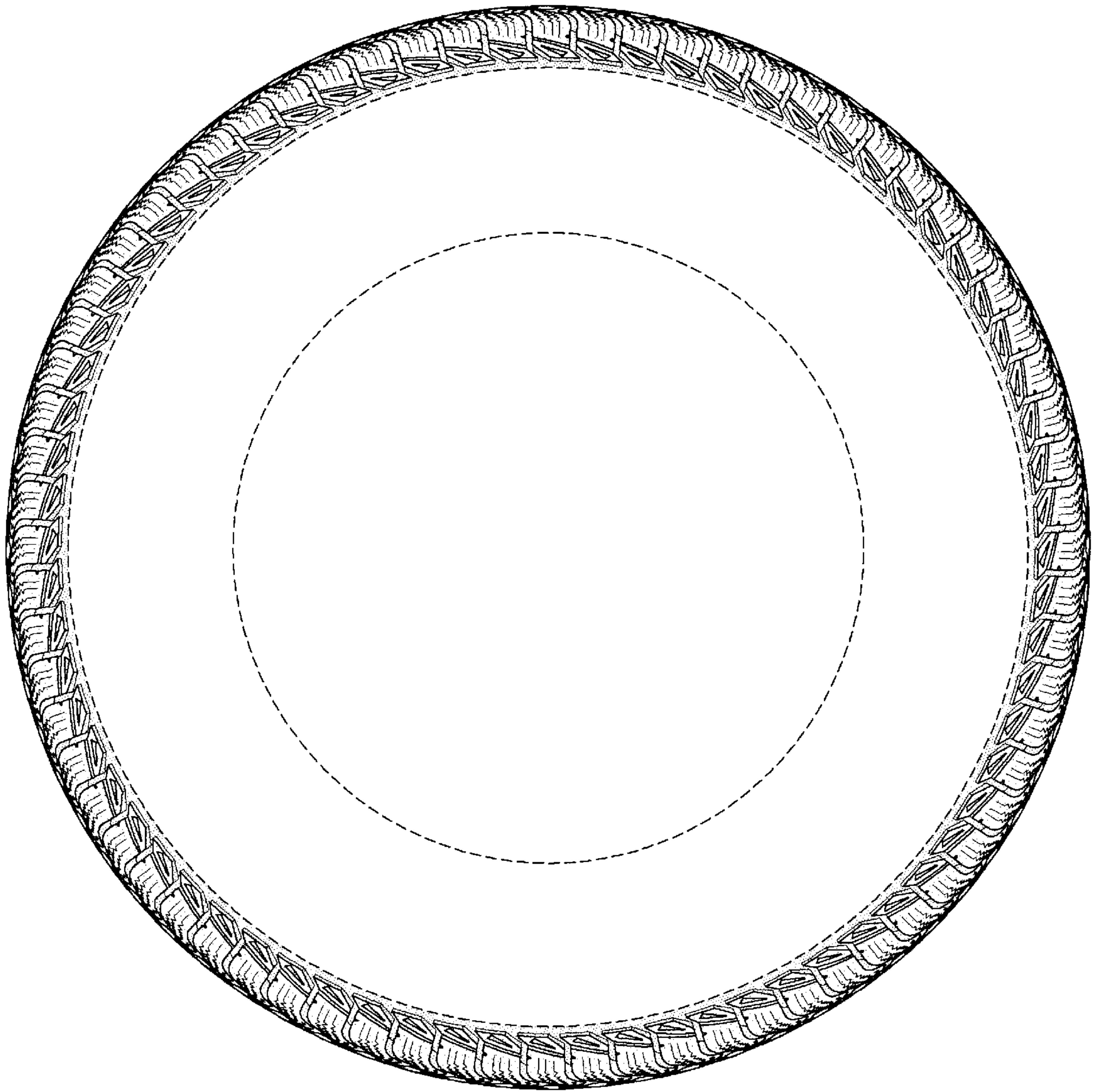


FIG-3

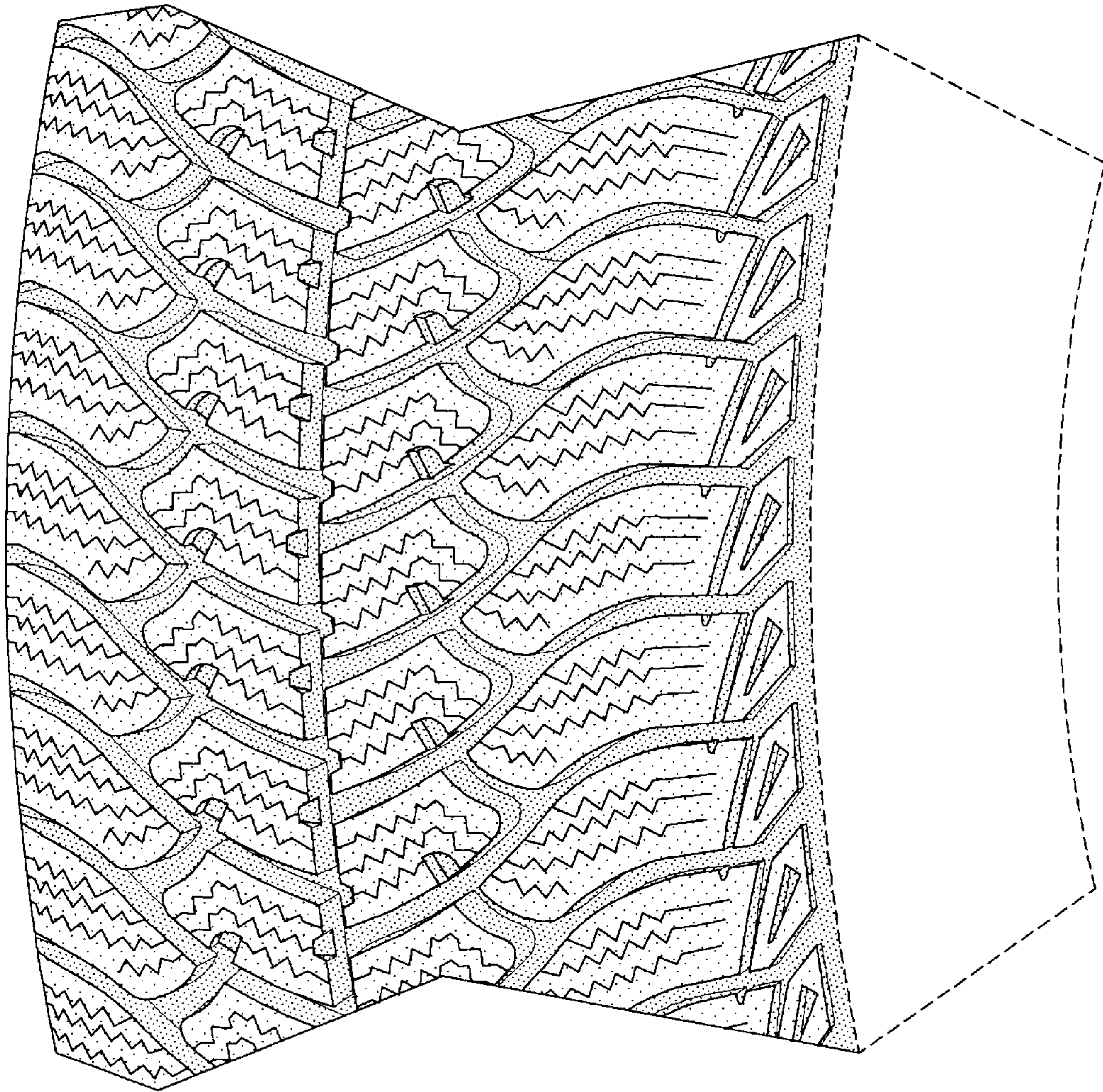


FIG-4