



US00D451434B1

(12) **United States Design Patent**  
**Hsia**

(10) **Patent No.:** **US D451,434 S**

(45) **Date of Patent:** **\*\* Dec. 4, 2001**

(54) **STROLLER FRAME**

(76) Inventor: **Ben M. Hsia**, 19401 Business Center Dr., Northridge, CA (US) 91324

(\*\*) Term: **14 Years**

(21) Appl. No.: **29/125,056**

(22) Filed: **Jun. 19, 2000**

(51) **LOC (7) Cl.** ..... **12-12**

(52) **U.S. Cl.** ..... **D12/129**

(58) **Field of Search** ..... D12/128-133;  
280/62, 250.1, 641, 642, 644, 647, 650,  
657, 658

(56) **References Cited**

**U.S. PATENT DOCUMENTS**

- D. 429,185 \* 8/2000 Flannery et al. .... D12/129
- D. 431,798 \* 10/2000 Strycker et al. .... D12/129
- 5,472,224 \* 12/1995 Cabagnero ..... D12/129

\* cited by examiner

*Primary Examiner*—Marcus A. Jackson

(74) *Attorney, Agent, or Firm*—Raymond Y. Chan; David and Raymond Patent Group

(57) **CLAIM**

The ornamental design for a stroller frame, as shown.

**DESCRIPTION**

FIG. 1 is a front perspective view showing my new design.

FIG. 2 is a rear perspective view showing my new design.

FIG. 3 is a front view thereof.

FIG. 4 is a rear view thereof.

FIG. 5 is a left end view thereof.

FIG. 6 is a right end view thereof.

FIG. 7 is a top view thereof; and,

FIG. 8 is a bottom view thereof.

**1 Claim, 8 Drawing Sheets**





FIG. 1



FIG. 2






FIG. 3




FIG. 4



FIG. 5




FIG. 6





FIG. 7






FIG. 8