



US00D451432B1

(12) **United States Design Patent**
Leutz

(10) **Patent No.:** **US D451,432 S**

(45) **Date of Patent:** **** Dec. 4, 2001**

(54) **SURFACE CONFIGURATION OF A VEHICLE AND/OR TOY**

D. 439,205 * 3/2001 Leutz D12/92

* cited by examiner

(75) Inventor: **Volker Leutz**, Grafenau (DE)

Primary Examiner—Melody N. Brown

(73) Assignee: **Micro Compact Car smart GmbH**,
Renningen (DE)

(74) *Attorney, Agent, or Firm*—Crowell & Moring LLP

(**) Term: **14 Years**

(57) **CLAIM**

The ornamental design for a surface configuration of a vehicle and/or toy, as shown and described.

(21) Appl. No.: **29/138,226**

DESCRIPTION

(22) Filed: **Feb. 5, 2001**

Related U.S. Application Data

(63) Continuation-in-part of application No. 29/119,872, filed on Mar. 10, 2000, now Pat. No. Des. 439,205.

FIG. 1 is a front, left perspective view of a surface configuration of a vehicle and/or toy according to my novel design, the front right perspective view being mirror symmetrical; FIG. 2 is a rear, left perspective view of the surface configuration of a vehicle and/or toy according to my novel design, the rear right perspective view being mirror symmetrical;

(30) **Foreign Application Priority Data**

Oct. 19, 2000 (DE) 4 00 09 993

FIG. 3 is a left side view of the surface configuration of a vehicle and/or toy according to my novel design;

(51) **LOC (7) Cl.** **12-08**

FIG. 4 is a right side view of the surface configuration of a vehicle and/or toy according to my novel design;

(52) **U.S. Cl.** **D12/92**

(58) **Field of Search** D12/90-92, 86;
296/185

FIG. 5 is a front view of the surface configuration of a vehicle and/or toy according to my novel design; and, FIG. 6 is a rear view of the surface configuration of a vehicle and/or toy according to my novel design.

(56) **References Cited**

The broken lines included depict environment and are not part of the claimed design.

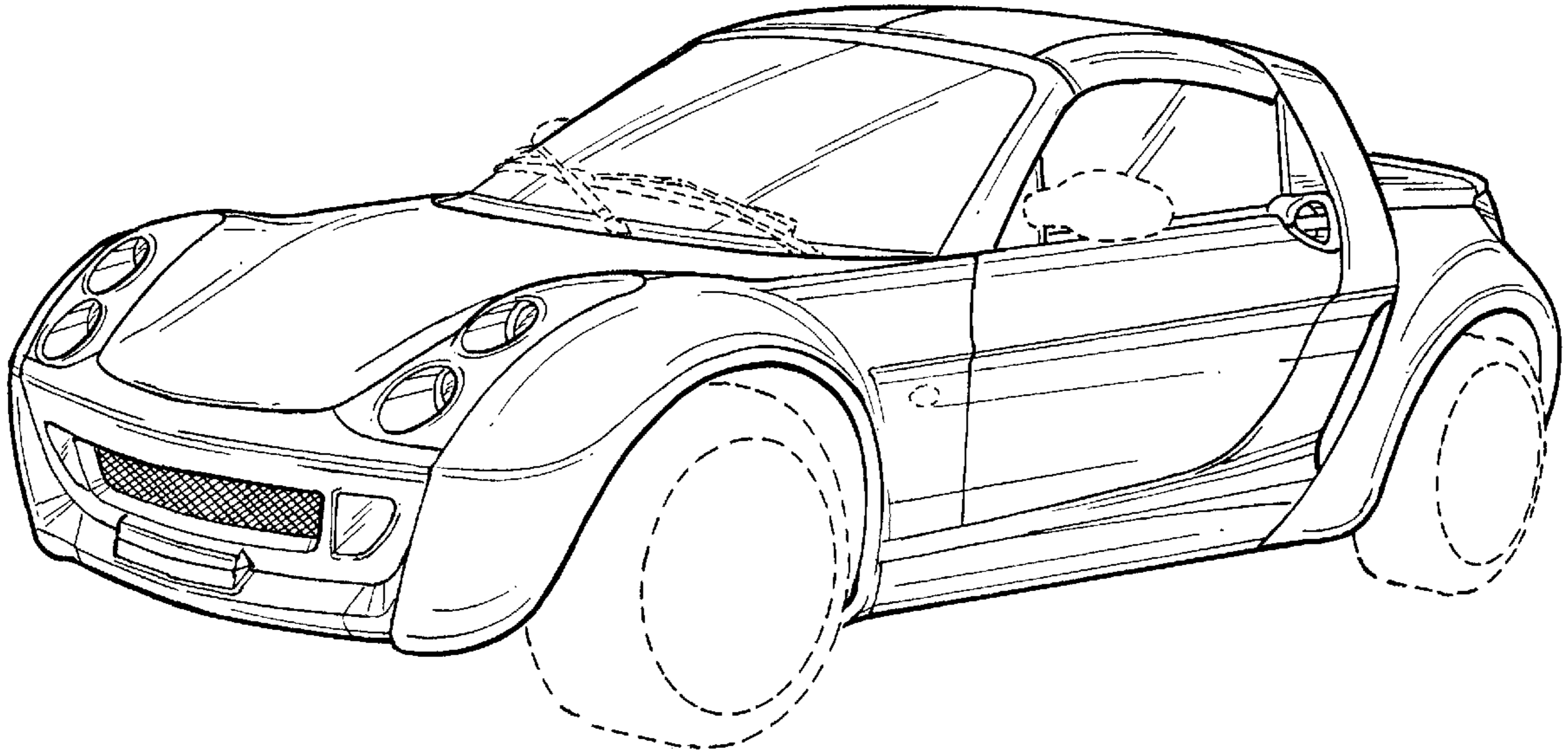
U.S. PATENT DOCUMENTS

D. 405,390 * 2/1999 Castiglione et al. D12/92

D. 406,499 * 3/1999 FisKer D12/92

D. 415,719 * 10/1999 Sawan et al. D12/92

1 Claim, 5 Drawing Sheets



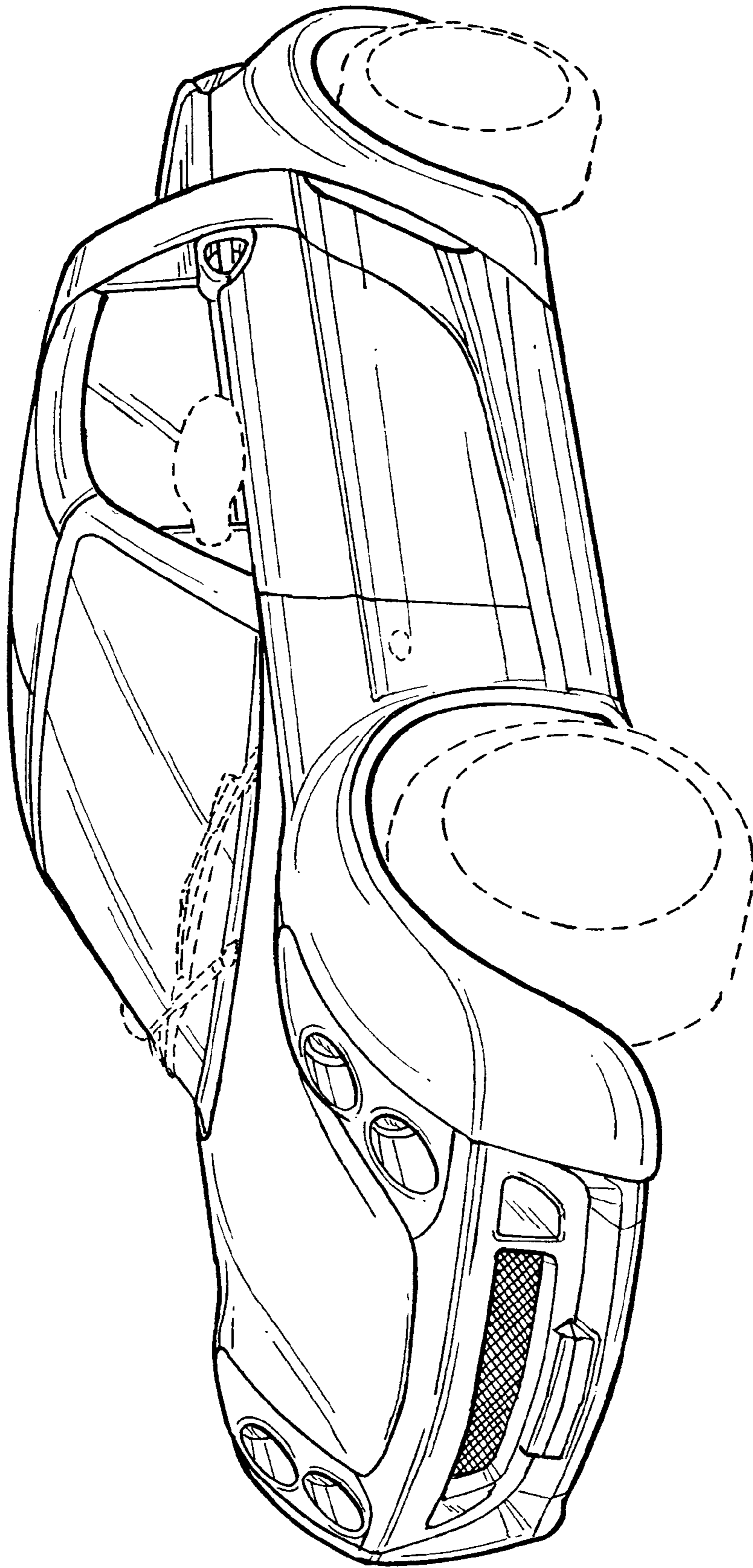


FIG. 1

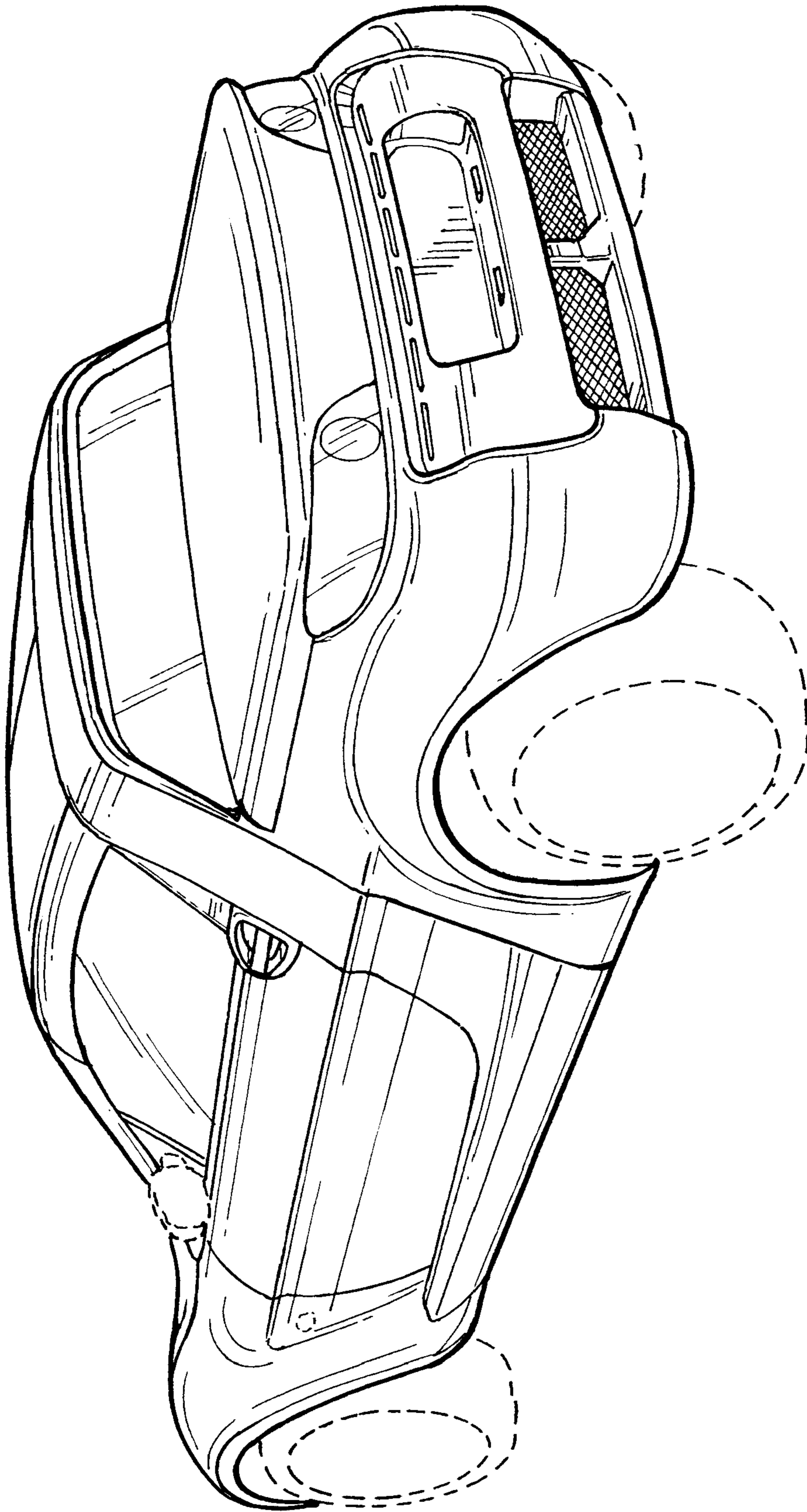


FIG. 2

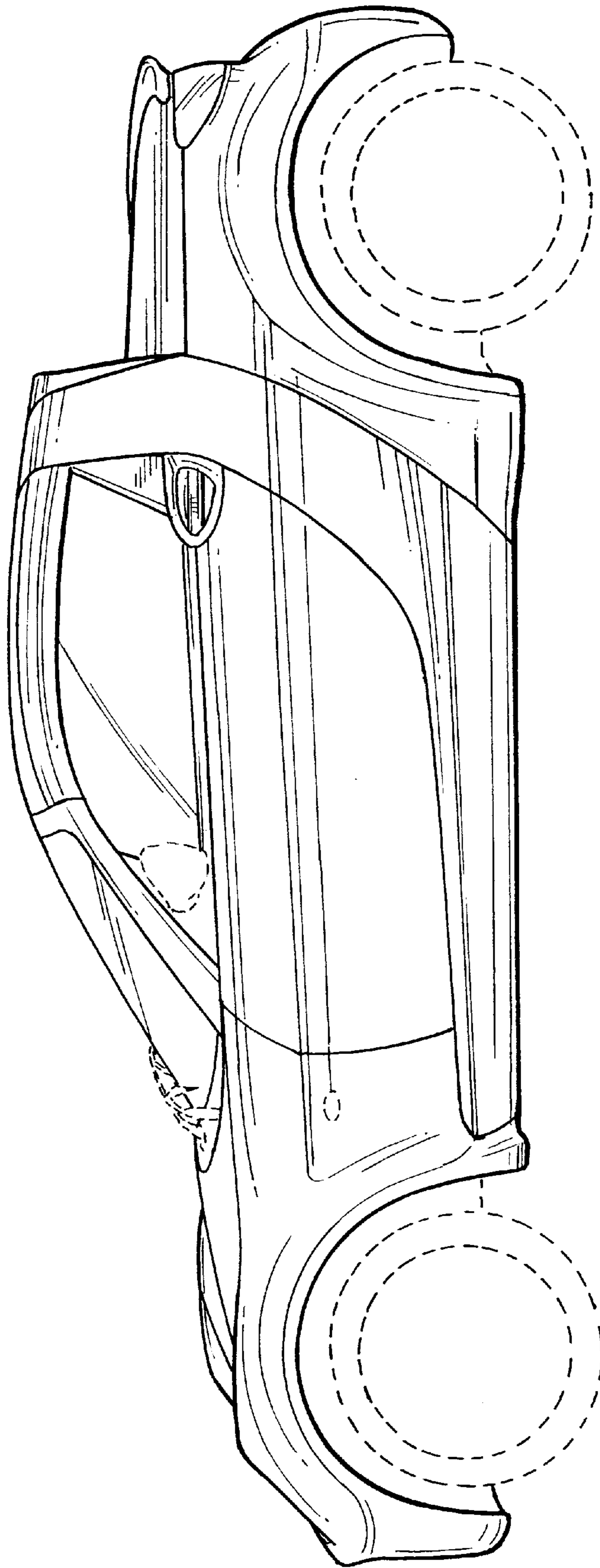


FIG. 3

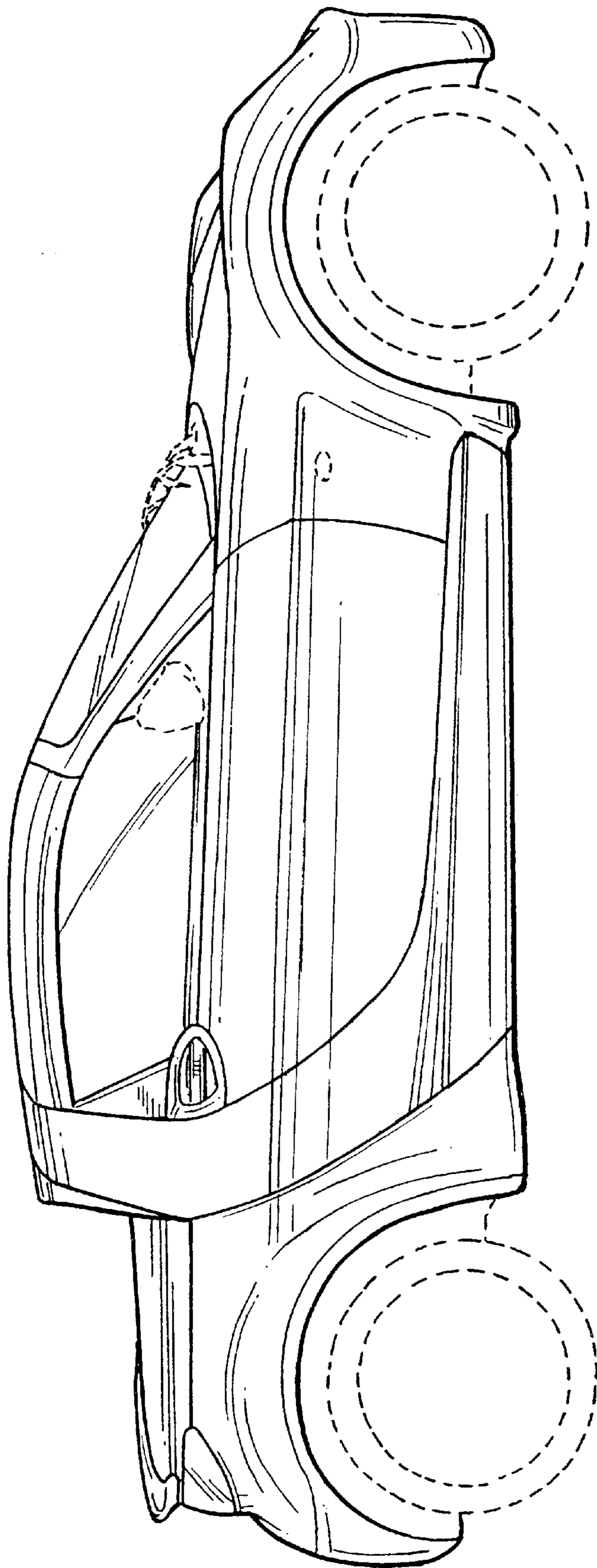


FIG. 4




FIG. 5




FIG. 6