



US00D451423B1

(12) **United States Design Patent**  
**Ambar**

(10) **Patent No.:** **US D451,423 S**

(45) **Date of Patent:** **\*\* Dec. 4, 2001**

(54) **FINGER RING**

(76) **Inventor:** **Betzalel Ambar**, 15824 Woodvale,  
Encino, CA (US) 91436

(\*\*) **Term:** **14 Years**

(21) **Appl. No.:** **29/136,379**

(22) **Filed:** **Jan. 30, 2001**

(51) **LOC (7) Cl.** ..... **11-01**

(52) **U.S. Cl.** ..... **D11/34**

(58) **Field of Search** ..... D11/26-39, 1-5;  
63/15, 15.1, 15.2, 15.3, 15.4, 15.45, 15.5,  
15.6, 15.65, 15.7, 15.8, 15.9, 26-28, 3

(56) **References Cited**

**U.S. PATENT DOCUMENTS**

D. 133,402	*	8/1942	Boucher	.....	D11/27
D. 270,432	*	9/1983	Bulgari	.....	D11/34
D. 374,193	*	10/1996	Doustorian	.....	D11/34
D. 402,912	*	12/1998	Itzkowitz	.....	D11/29
D. 431,793	*	10/2000	Ambar	.....	D11/34
D. 432,938	*	10/2000	Vardakis et al.	.....	D11/26
D. 438,137	*	2/2001	Grisoni	.....	D11/26
D. 443,845	*	6/2001	Gruosi	.....	D11/26
D. 445,056	*	7/2001	Haquet	.....	D11/26
1,544,367	*	6/1925	Blaicher	.....	63/15
1,596,642	*	8/1926	Weber	.....	63/15.4
1,708,324	*	4/1929	Peters	.....	D11/26
6,212,908	*	4/2001	Melas	.....	63/15

**OTHER PUBLICATIONS**

Platinum Guild International USA magazine; Platinum Edition VI; 1998; p. 75; ring lower center on page.\*

Platinum Guild International USA magazine; Platinum Edition VI; 1998; p. 89; ring lower center on page.\*

Platinum Guild International USA magazine; Platinum Edition VI; 1998; p. 98; ring left side of page.\*

Platinum Guild International USA magazine; Platinum Edition VII; 1999; p. 147; ring lower center on page.\*

\* cited by examiner

*Primary Examiner*—Cathy Anne MacCormac

(74) *Attorney, Agent, or Firm*—Howard C. Miskin; Gloria Tsui-Yip

(57) **CLAIM**

The ornamental design for a finger ring, as shown and described.

**DESCRIPTION**

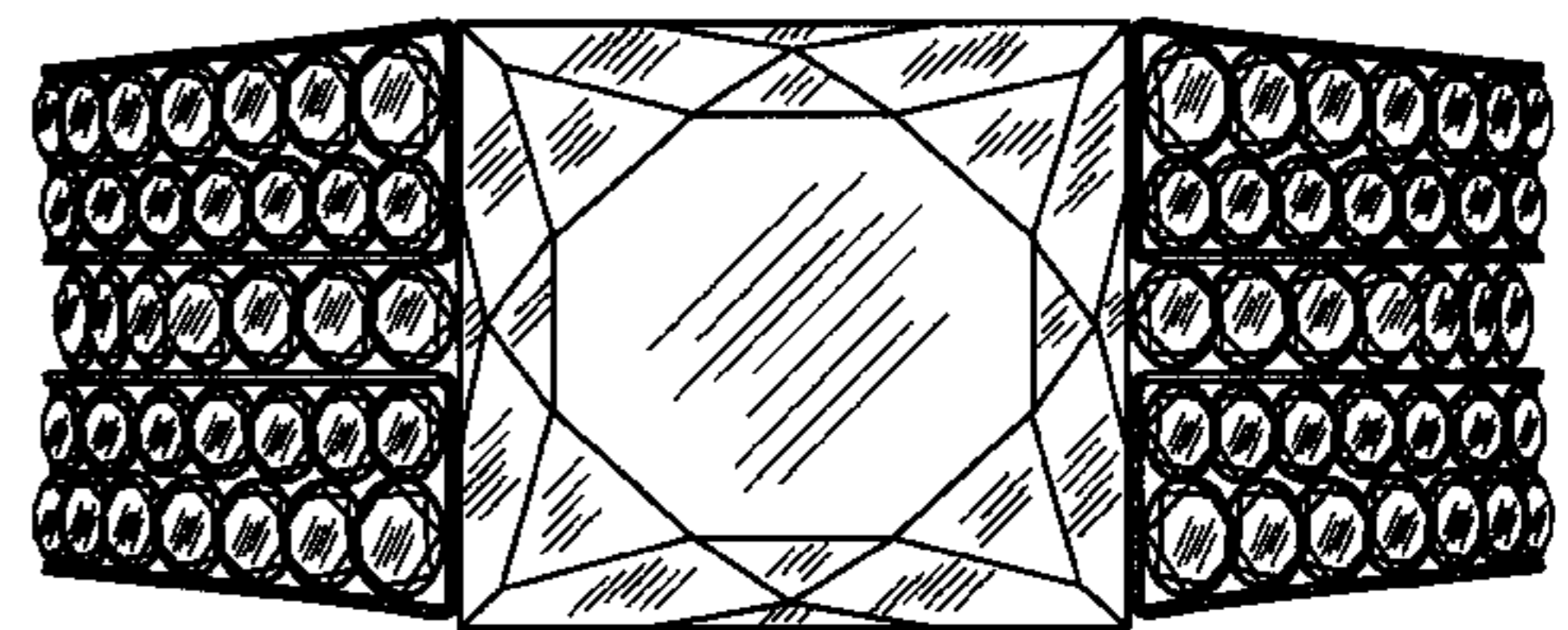
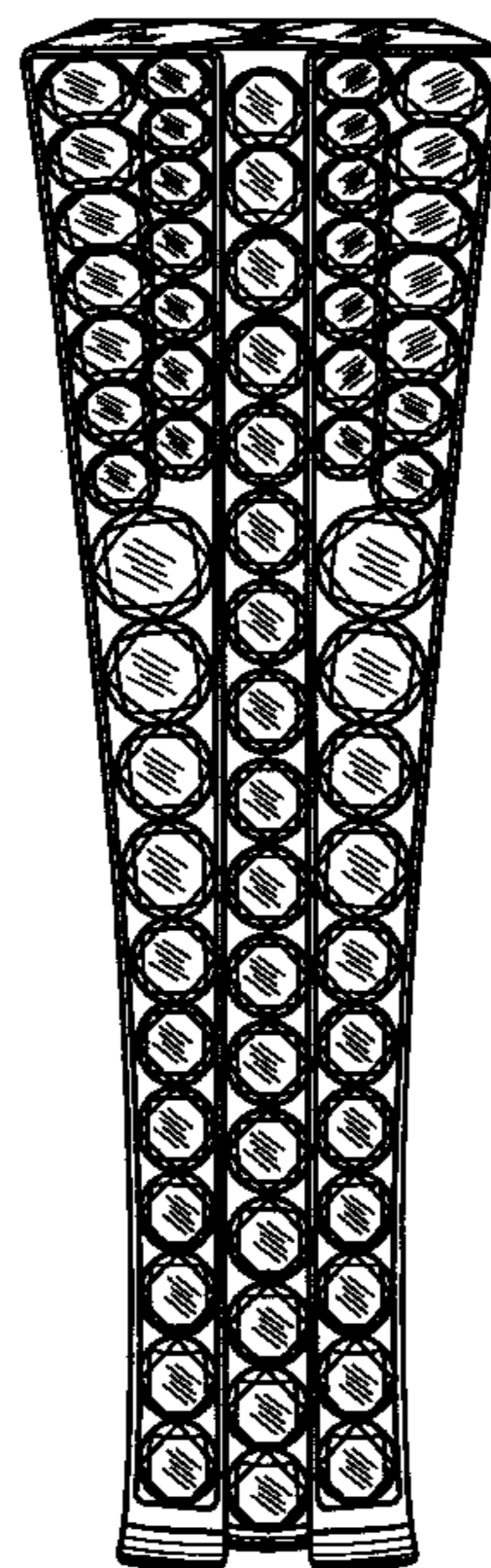

FIG. 1 is a front elevational view of my new finger ring design, the rear elevational view being identical;

FIG. 2 is a left side view thereof; the right side view being identical;

FIG. 3 is a top plan view thereof; and,

FIG. 4 is a bottom plan view thereof.

**1 Claim, 3 Drawing Sheets**






FIG. 1

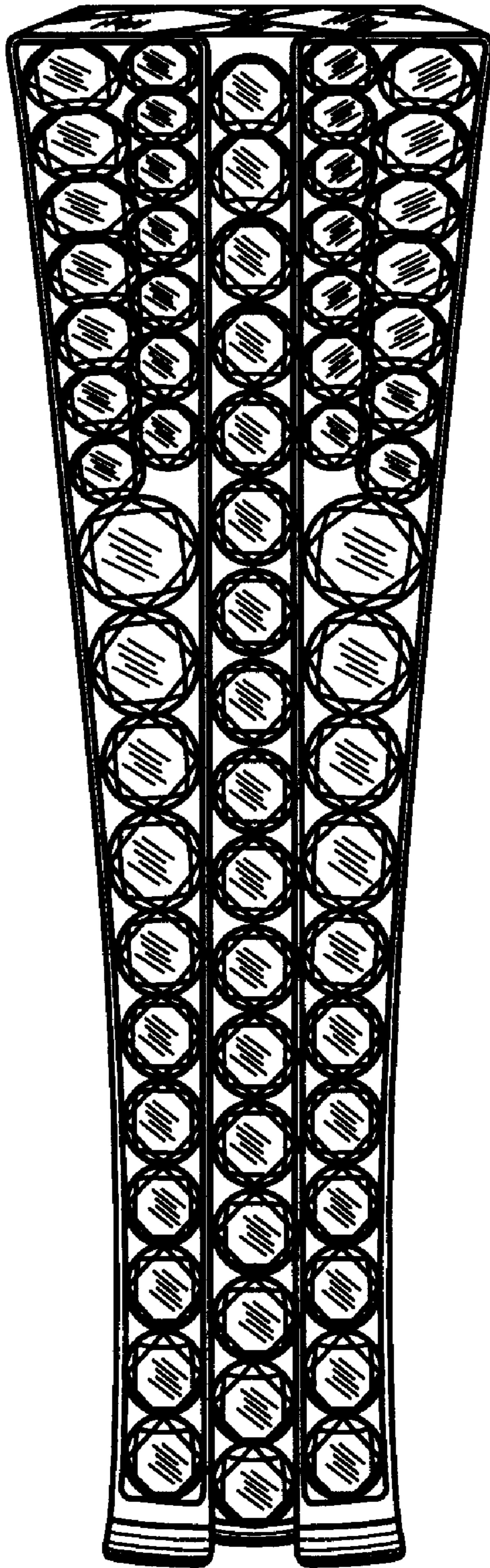


FIG. 2

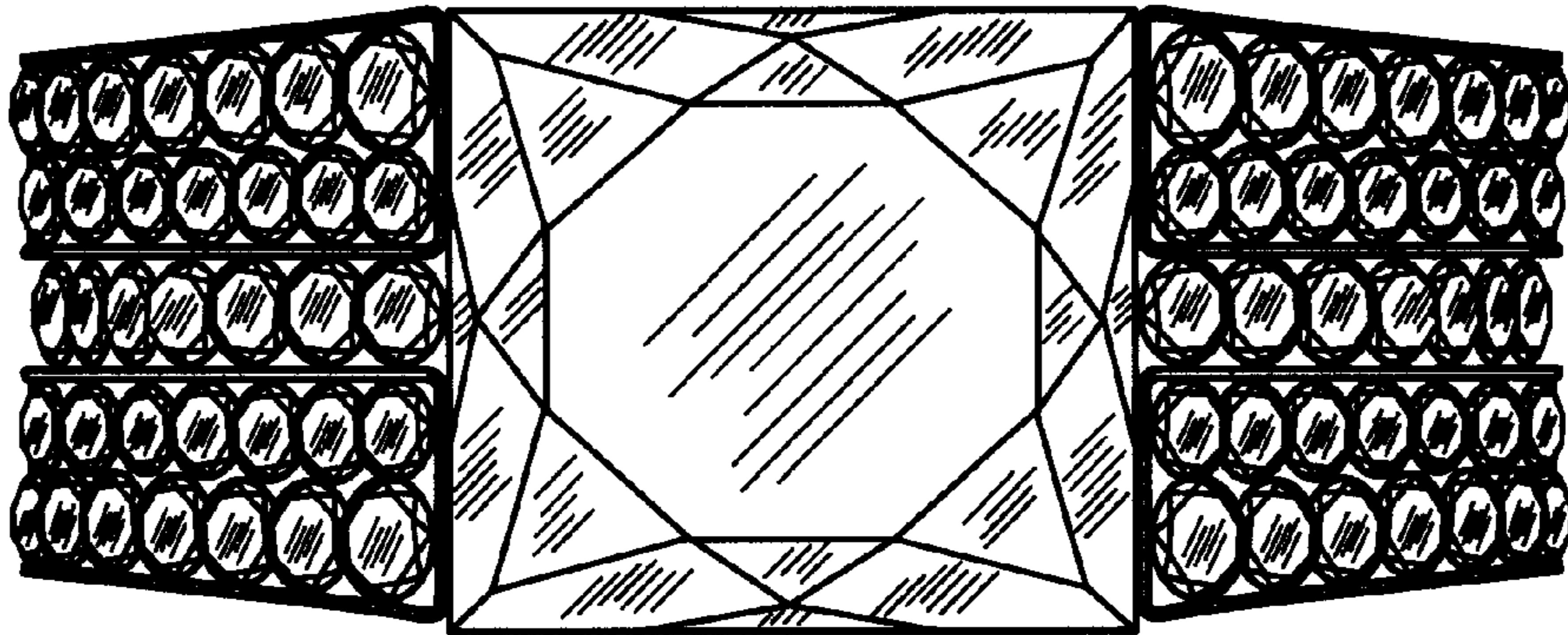


FIG. 3

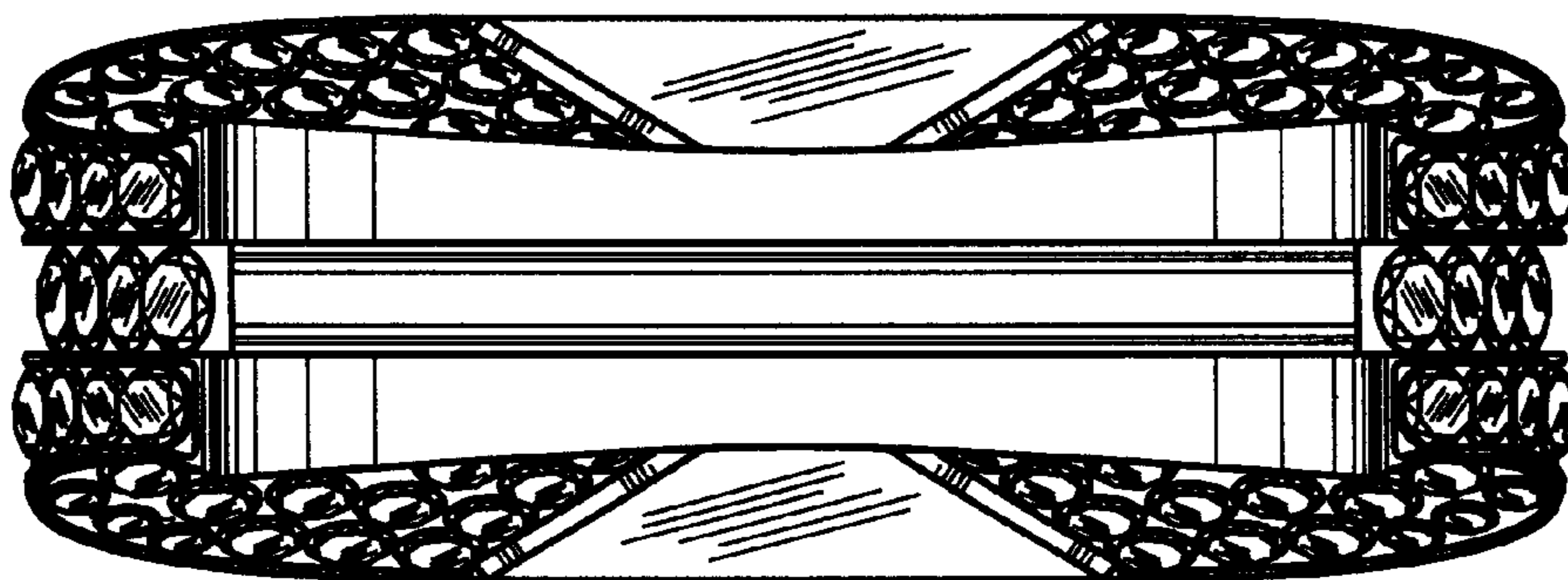


FIG. 4