



US00D451410B1

(12) **United States Design Patent**
Giardiello

(10) **Patent No.:** **US D451,410 S**

(45) **Date of Patent:** **** Dec. 4, 2001**

(54) **WRISTWATCH**

(75) **Inventor:** **Barbara Giardiello, Naples (IT)**

(73) **Assignee:** **Sector Group SA, Neuchatel (CH)**

(**) **Term:** **14 Years**

(21) **Appl. No.:** **29/135,216**

(22) **Filed:** **Jan. 9, 2001**

(30) **Foreign Application Priority Data**

Aug. 7, 2000 (XH) DMA/004 985

(51) **LOC (7) Cl.** **10-02**

(52) **U.S. Cl.** **D10/32**

(58) **Field of Search** D10/1-39, 122-132;
368/276-277, 285, 281-282; D11/3-25;
63/1.1, 3, 5, 11

(56) **References Cited**

U.S. PATENT DOCUMENTS

D. 323,125 * 1/1992 Atagi et al. D10/39

D. 356,510 * 3/1995 Bertolucci D10/32

D. 363,883 * 11/1995 Maehara D10/39

D. 408,301 * 4/1999 Porsche et al. D10/32

D. 413,071 * 8/1999 Fichter D10/39

* cited by examiner

Primary Examiner—Nelson C. Holtje

(74) *Attorney, Agent, or Firm*—Sughrue, Mion, Zinn,
Macpeak & Seas, PLLC

(57) **CLAIM**

The ornamental design for a wristwatch, as shown.

DESCRIPTION

FIG. 1 is a perspective view of the front and right side of a wristwatch showing my new design;

FIG. 2 is a front elevational view thereof;

FIG. 3 is a rear elevational view thereof;

FIG. 4 is a right side elevational view thereof;

FIG. 5 is a left side elevational view thereof;

FIG. 6 is an end elevational view of one end thereof; and,

FIG. 7 is an end elevational view of an opposite end thereof.

1 Claim, 2 Drawing Sheets




FIG. 1




FIG. 2



FIG. 3



FIG. 4

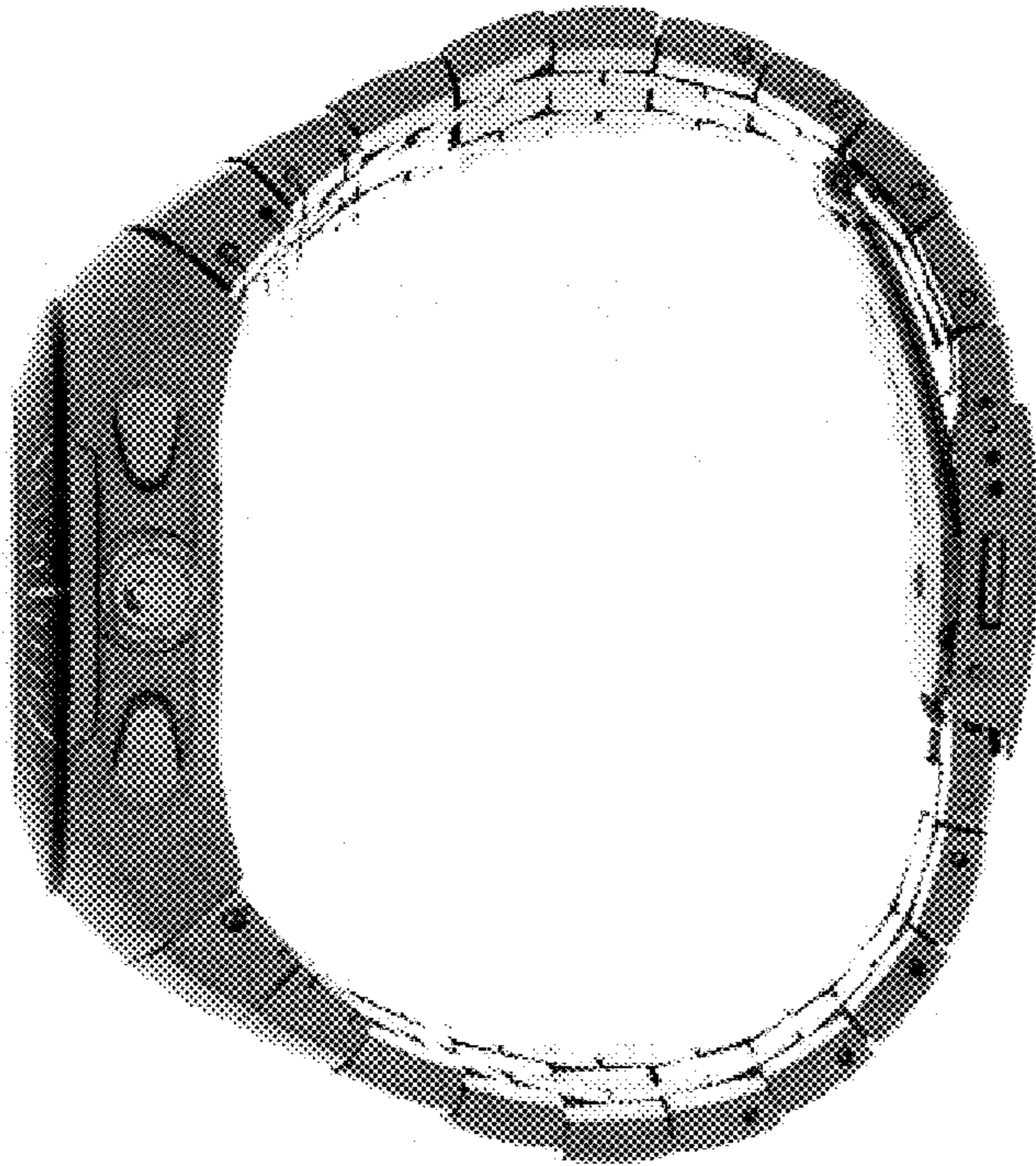


FIG. 6




FIG. 5




FIG. 7

