



US00D451409B1

(12) **United States Design Patent**  
**Giardiello**

(10) **Patent No.:** **US D451,409 S**

(45) **Date of Patent:** **\*\* Dec. 4, 2001**

(54) **WRISTWATCH**

(75) Inventor: **Barbara Giardiello**, Naples (IT)

(73) Assignee: **Sector Group SA**, Neuchatel (CH)

(\*\*) Term: **14 Years**

(21) Appl. No.: **29/135,215**

(22) Filed: **Jan. 9, 2001**

(30) **Foreign Application Priority Data**

Jul. 25, 2000 (XH) ..... DMA/004 970

(51) **LOC (7) Cl.** ..... **10-02**

(52) **U.S. Cl.** ..... **D10/32**

(58) **Field of Search** ..... D10/1-39, 122-132;  
368/276-277, 285, 281-282; D11/3-25;  
63/1.1, 3, 5, 11

(56) **References Cited**

**U.S. PATENT DOCUMENTS**

D. 323,125 \* 1/1992 Atagi et al. .... D10/39

D. 356,510 \* 3/1995 Bertolucci ..... D10/32

D. 363,883 \* 11/1995 Maehara ..... D10/39

D. 408,301 \* 4/1999 Porsche et al. .... D10/32

\* cited by examiner

*Primary Examiner*—Nelson C. Holtje

(74) *Attorney, Agent, or Firm*—Sughrue, Mion, Zinn,  
Macpeak & Seas, PLLC

(57) **CLAIM**

The ornamental design for a wristwatch, as shown.

**DESCRIPTION**

FIG. 1 is a perspective view of the front and right side of a wristwatch showing my new design;

FIG. 2 is a front elevational view thereof;

FIG. 3 is a rear elevational view thereof;

FIG. 4 is a right side elevational view thereof;

FIG. 5 is a left side elevational view thereof;

FIG. 6 is an end elevational view of one end thereof; and,

FIG. 7 is an end elevational view of an opposite end thereof.

**1 Claim, 2 Drawing Sheets**



FIG. 1



FIG. 2



FIG. 3




FIG. 4




FIG. 6




FIG. 5




FIG. 7

