



US00D451408B1

(12) **United States Design Patent**
Giardiello

(10) **Patent No.: US D451,408 S**

(45) **Date of Patent: ** Dec. 4, 2001**

(54) **WRISTWATCH**

(75) Inventor: **Barbara Giardiello, Naples (IT)**

(73) Assignee: **Sector Group SA, Neuchatel (CH)**

(**) Term: **14 Years**

(21) Appl. No.: **29/135,209**

(22) Filed: **Jan. 9, 2001**

(30) **Foreign Application Priority Data**

Aug. 7, 2000 (XH) DMA/004 985

(51) **LOC (7) Cl. 10-02**

(52) **U.S. Cl. D10/32**

(58) **Field of Search** D10/1-39, 122-132;
368/276-277, 285, 281-282; D11/3-25;
63/1.1, 3, 5, 11

(56) **References Cited**

U.S. PATENT DOCUMENTS

- D. 238,809 * 2/1976 Fontaine D10/32 X
- D. 321,833 * 11/1991 Polansky et al. D10/30
- D. 356,960 * 4/1995 Courteault D10/39
- D. 357,873 * 5/1995 Silberstein D10/31

- D. 404,319 * 1/1999 Deleskiewicz D10/32
- D. 413,816 * 9/1999 Schiavo et al. D10/30
- D. 415,432 * 10/1999 Cattin D10/30
- D. 432,438 * 10/2000 Lassigne D10/32
- D. 437,792 * 2/2001 Glauser D10/39
- D. 443,532 * 6/2001 Baumann D10/32
- 2,505,169 * 4/1950 Bikoff D10/32 X

* cited by examiner

Primary Examiner—Nelson C. Holtje

(74) *Attorney, Agent, or Firm*—Sughrue, Mion, Zinn, Macpeak & Seas, PLLC

(57) **CLAIM**

The ornamental design for a wristwatch, as shown.

DESCRIPTION

FIG. 1 is a perspective view of the front and right side of a wristwatch showing my new design;
 FIG. 2 is a front elevational view thereof;
 FIG. 3 is a rear elevational view thereof;
 FIG. 4 is a right side elevational view thereof;
 FIG. 5 is a left side elevational view thereof;
 FIG. 6 is an end elevational view of one end thereof; and,
 FIG. 7 is an end elevational view of an opposite end thereof.

1 Claim, 2 Drawing Sheets



FIG. 1



FIG. 2



FIG. 3




FIG. 4




FIG. 6




FIG. 5




FIG. 7

