



US00D451405B1

(12) **United States Design Patent**  
**Yoshikawa et al.**

(10) **Patent No.:** **US D451,405 S**

(45) **Date of Patent:** **\*\* Dec. 4, 2001**

(54) **WRIST WATCH CASE**

D. 435,459 \* 12/2000 Sakamaki ..... D10/30

(75) Inventors: **Shigeki Yoshikawa**, Yokohama (JP);  
**Takayuki Takahashi**, Fort Lee, NJ  
(US)

(73) Assignee: **Citizen Watch Co., Ltd.**, Tokyo (JP)

(\*\*) Term: **14 Years**

(21) Appl. No.: **29/136,974**

(22) Filed: **Feb. 12, 2001**

(51) **LOC (7) Cl.** ..... **10-02**

(52) **U.S. Cl.** ..... **D10/30**

(58) **Field of Search** ..... D10/30-39, 122-132;  
368/281-282, 276-277, 285

(56) **References Cited**

**U.S. PATENT DOCUMENTS**

- D. 331,022 \* 11/1992 Burgener ..... D10/39
- D. 331,541 \* 12/1992 Burgener ..... D10/39
- D. 331,708 \* 12/1992 Burgener ..... D10/39
- D. 416,204 \* 11/1999 Hsu ..... D10/30
- D. 419,547 \* 1/2000 Nada et al. .... D14/116

**OTHER PUBLICATIONS**

The Atlanta Journal (New Paper)(eco'-drive), Oct. 26,  
2000—Advertisement.

\* cited by examiner

*Primary Examiner*—Nelson C. Holtje

(74) *Attorney, Agent, or Firm*—Pillsbury Winthrop LLP

(57) **CLAIM**

The ornamental design for a wrist watch case, as shown and described.

**DESCRIPTION**

FIG. 1 is a top, front and right side perspective view of a wrist watch case showing our new design, FIG. 2 is a front elevational view thereof, FIG. 3 is a rear elevational view thereof, FIG. 4 is a right side elevational view thereof, FIG. 5 is a left side elevational view thereof, FIG. 6 is a top plan view thereof; and, FIG. 7 is a bottom plan view thereof.

**1 Claim, 4 Drawing Sheets**



FIG. 1



FIG. 2




FIG. 3




FIG. 4




FIG. 5




FIG. 6




FIG. 7

