



US00D451404B1

(12) **United States Design Patent**  
**Dobashi**

(10) **Patent No.:** **US D451,404 S**

(45) **Date of Patent:** **\*\* Dec. 4, 2001**

(54) **STOP WATCH**

(75) **Inventor:** **Toshiyuki Dobashi, Chiba (JP)**

(73) **Assignee:** **Seiko Instruments Inc. (JP)**

(\*\*) **Term:** **14 Years**

(21) **Appl. No.:** **29/114,310**

(22) **Filed:** **Nov. 19, 1999**

(30) **Foreign Application Priority Data**

May 19, 1999 (JP) ..... 11-13026

(51) **LOC (7) Cl. .... 10-03**

(52) **U.S. Cl. .... D10/30; D10/40**

(58) **Field of Search .... D10/1-29, 30-40,**  
**D10/122-132; 368/96-100, 10, 63, 107-121,**  
**276-277, 285, 316-317**

(56) **References Cited**

**U.S. PATENT DOCUMENTS**

- D. 279,459 \* 7/1985 On ..... D10/31
- D. 284,358 \* 6/1986 Chan ..... D10/40
- D. 300,006 \* 2/1989 Booty ..... D10/22

- D. 311,496 \* 10/1990 Khavari ..... D10/31
- D. 320,355 \* 10/1991 Boyer et al. .... D10/30
- D. 324,827 \* 3/1992 Morishima ..... D10/30
- D. 396,193 \* 7/1998 Pail ..... D10/30
- D. 414,433 \* 9/1999 Crow ..... D10/37

\* cited by examiner

*Primary Examiner*—Martie K. Holtje

(74) *Attorney, Agent, or Firm*—Adams & Wilks

(57) **CLAIM**

The ornamental design for a stop watch, as shown and described.

**DESCRIPTION**

- FIG. 1 is a top view of stop which watch showing our new design;
- FIG. 2 is a front view thereof;
- FIG. 3 is a bottom view thereof;
- FIG. 4 is a right view thereof;
- FIG. 5 is a left view thereof;
- FIG. 6 is a rear view thereof; and,
- FIG. 7 is a front right perspective view thereof.

**1 Claim, 1 Drawing Sheet**

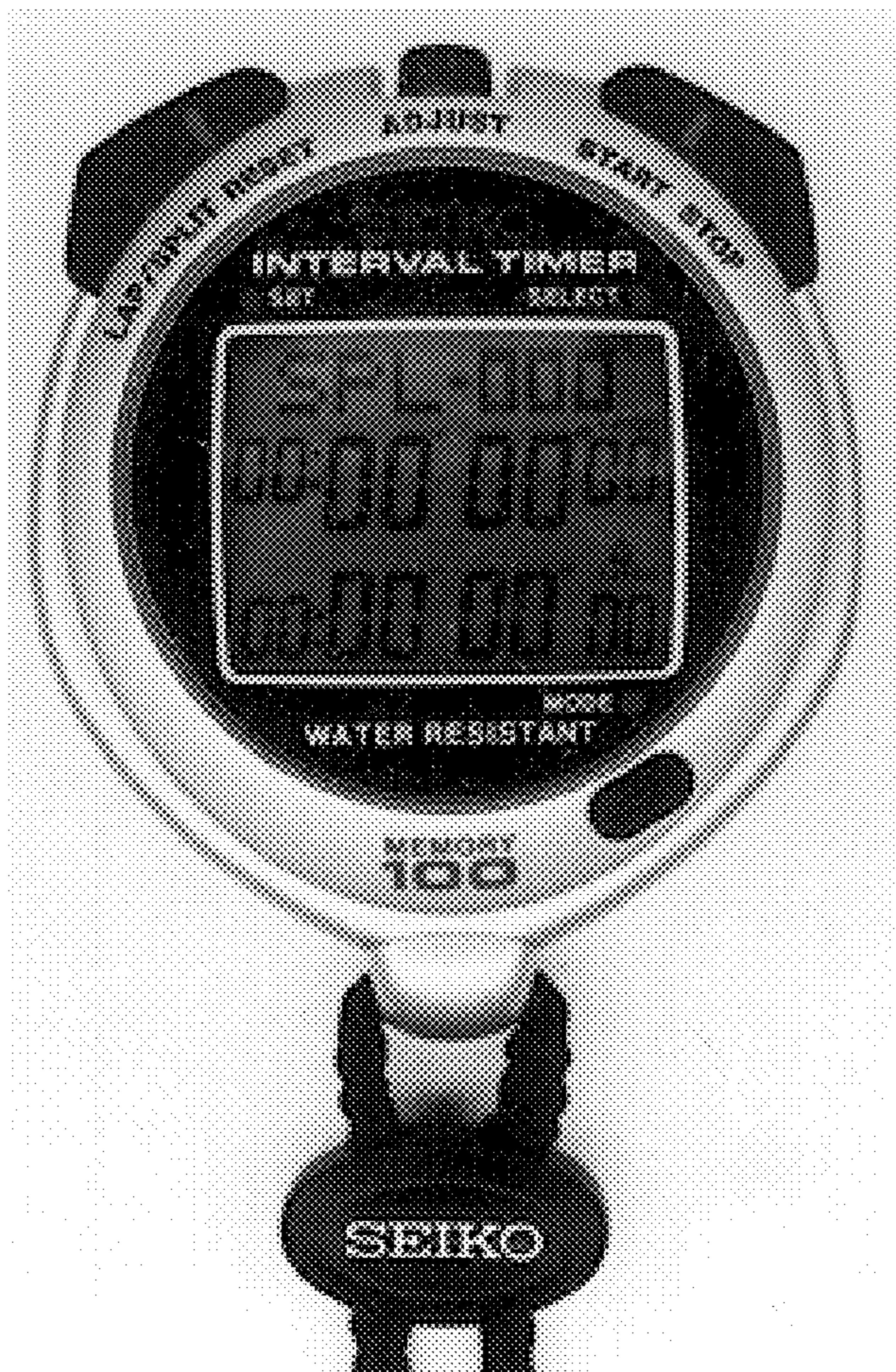


FIG. 1




FIG. 5




FIG. 2




FIG. 4




FIG. 6




FIG. 3




FIG. 7

