



US00D451402B1

(12) **United States Design Patent**
Kokenge et al.

(10) **Patent No.: US D451,402 S**

(45) **Date of Patent: ** Dec. 4, 2001**

(54) **BOTTLE**

(75) Inventors: **Emily Kitchings Kokenge**, Dallas, TX (US); **Ares Marasligiller**, Cincinnati, OH (US); **Denise Irene Siebert**, Franklin, OH (US); **Shane Edwin Meeker**, Maineville, OH (US)

(73) Assignee: **The Procter & Gamble Company**, Cincinnati, OH (US)

(**) Term: **14 Years**

(21) Appl. No.: **29/141,212**

(22) Filed: **May 1, 2001**

Related U.S. Application Data

(62) Division of application No. 29/115,408, filed on Dec. 14, 1999, now Pat. No. Des. 445,037.

(51) **LOC (7) Cl.** **09-01**

(52) **U.S. Cl.** **D9/549; D9/571**

(58) **Field of Search** D9/300, 302, 500, D9/503, 506, 510-513, 516, 520, 529-530, 533, 542-543, 545, 549, 552, 558, 560, 562, 571-575; 215/371-375, 382-384, 398; 220/212-215, 666-667

(56) **References Cited**

U.S. PATENT DOCUMENTS

D. 53,778	*	9/1919	Bruns	D9/510
D. 53,887	*	10/1919	Connor	D9/511
D. 57,853	*	5/1921	Nowack	D9/512
D. 92,425	*	6/1934	Picker	D9/566
D. 173,879	*	1/1955	Olifers	D9/571
D. 213,424	*	3/1969	Weckman	D9/542

D. 258,348	*	2/1981	Hoyt	D9/529
D. 270,235	*	8/1983	Ewry	D9/300
D. 368,431	*	4/1996	Desgrippes et al.	D9/558
D. 372,870	*	8/1996	Westerhout	D9/516
D. 383,982	*	9/1997	Tippitt et al.	D9/571
D. 419,454	*	1/2000	Kokenge et al.	D9/574
D. 426,775	*	6/2000	Zimmer et al.	D9/542

FOREIGN PATENT DOCUMENTS

65467	2/1990	(CA)	.	
68249	3/1991	(CA)	.	
68418	4/1991	(CA)	.	
78177	3/1996	(CA)	.	
2231411	3/1999	(CA)	B65D/47/08
2231413	3/1999	(CA)	B29C/49/04

* cited by examiner

Primary Examiner—Ted Shooman

Assistant Examiner—Carol Rademaker

(74) *Attorney, Agent, or Firm*—Jack L. Oney, Jr.

(57) **CLAIM**

The ornamental design for a bottle, as shown and described.

DESCRIPTION

FIG. 1 is a perspective view of a bottle showing our new design;

FIG. 2 is a top view thereof;


FIG. 3 is a front elevational view thereof; the rear elevational view thereof being identical;

FIG. 4 is a right side elevational view thereof; the left side elevational view thereof being a mirror image; and,

FIG. 5 is a bottom view thereof.

The broken line showing of a bottle cap in FIGS. 1-4 is for illustrative purposes only and forms no part of the claimed design.

1 Claim, 2 Drawing Sheets






Fig. 1

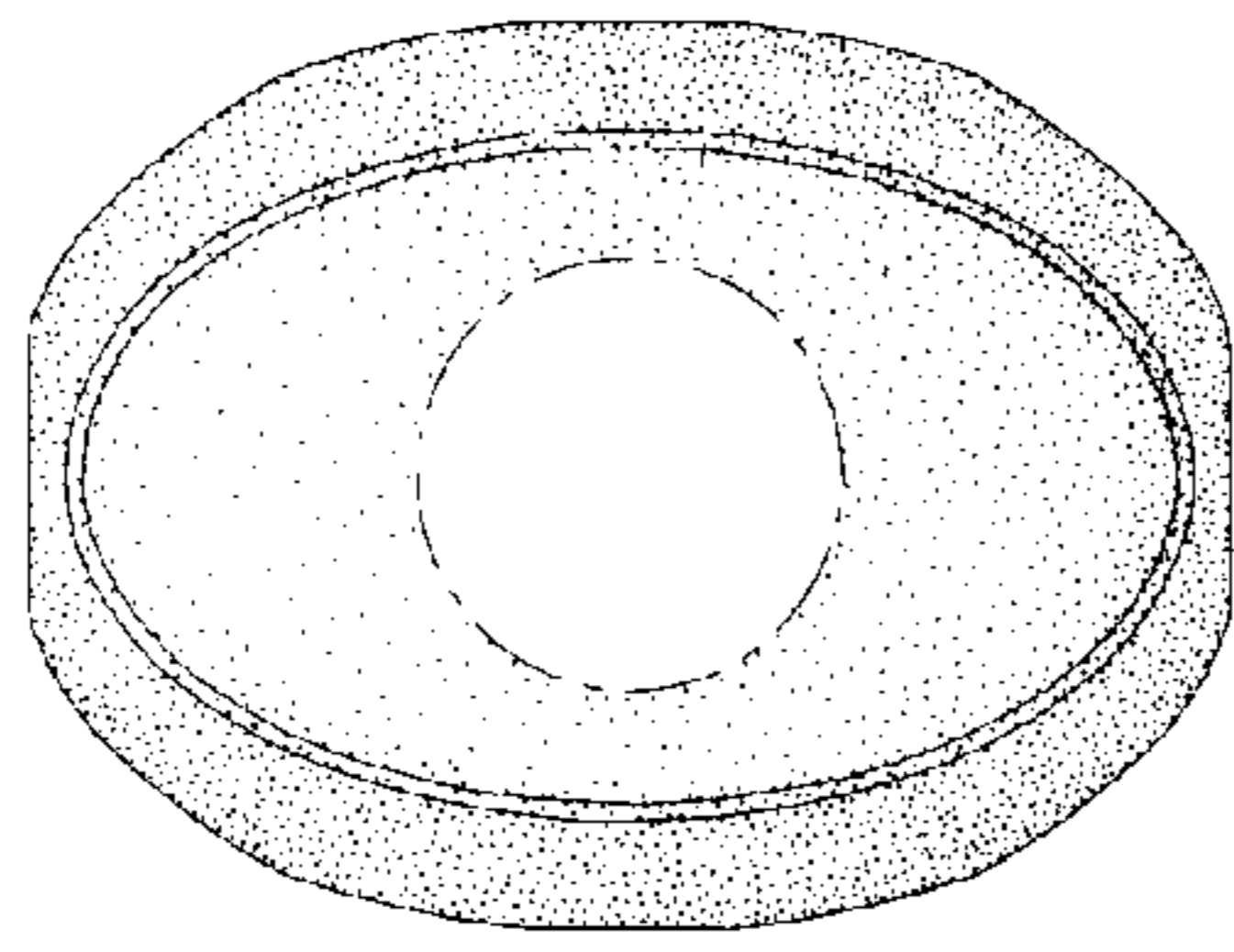


Fig. 2




Fig. 3




Fig. 4

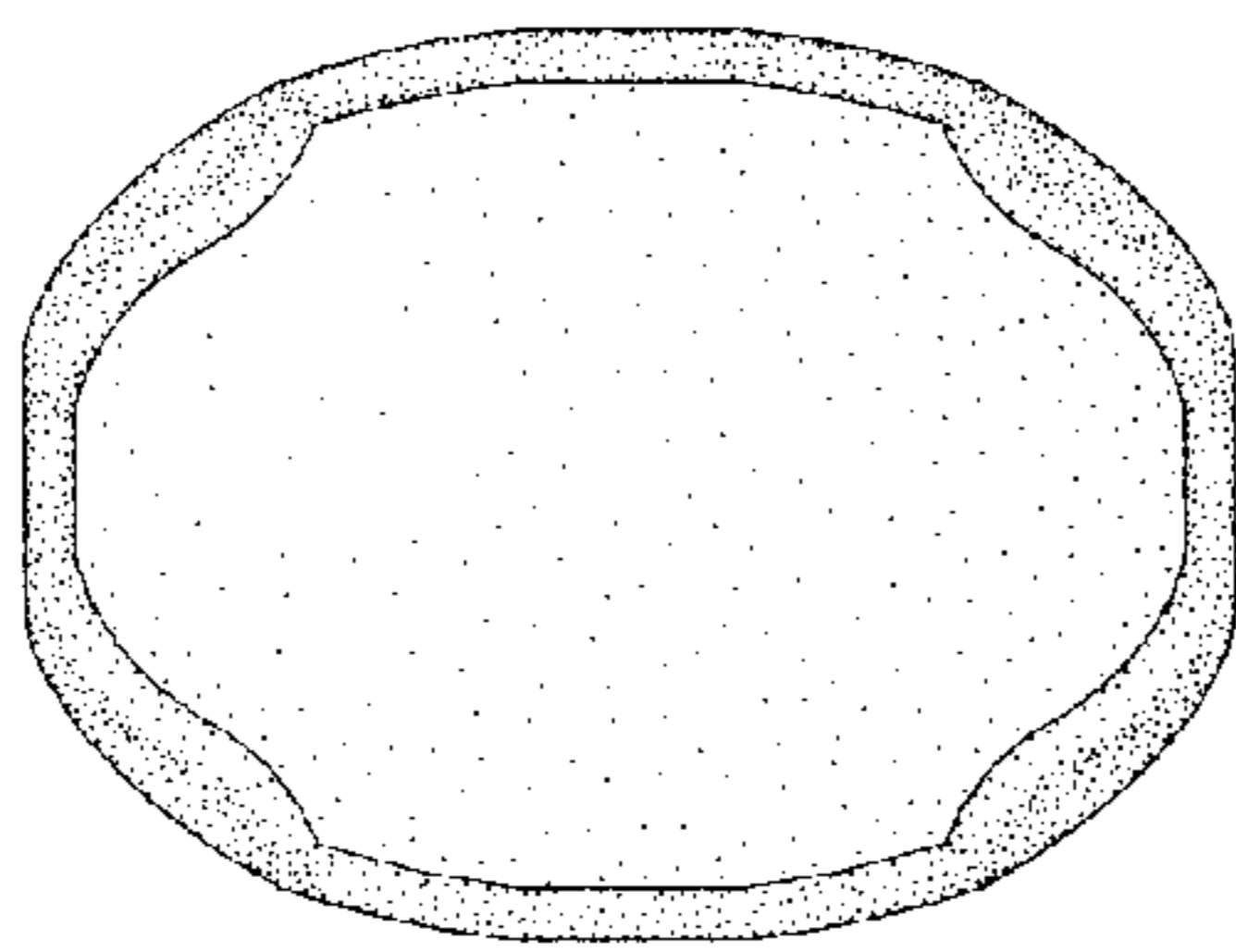


Fig. 5