



US00D451389B1

(12) **United States Design Patent**
Bozlee

(10) **Patent No.:** **US D451,389 S**

(45) **Date of Patent:** **** Dec. 4, 2001**

(54) **HANDLE**

(75) **Inventor:** **Martin R. Bozlee**, San Diego, CA (US)

(73) **Assignee:** **Grabb-It, Inc.**, San Diego, CA (US)

(**) **Term:** **14 Years**

(21) **Appl. No.:** **29/131,541**

(22) **Filed:** **Oct. 24, 2000**

(51) **LOC (7) Cl.** **09-07**

(52) **U.S. Cl.** **D9/434**

(58) **Field of Search** D9/434; 294/137,
294/149, 156, 165, 902

(56) **References Cited**

U.S. PATENT DOCUMENTS

D. 227,660	*	7/1973	Konno	D9/434
D. 380,382	*	7/1997	Rhone et al.	D9/434
D. 408,259	*	4/1999	Hagen	D9/434
D. 438,797	*	3/2001	Bozlee	D9/434
D. 442,085	*	5/2001	Bozlee	D9/434
4,262,385		4/1981	Norman	16/114
4,796,940		1/1989	Rimland	294/171
4,982,989		1/1991	Sweeny	294/171
5,005,891		4/1991	Lunsford	294/171
5,658,029		8/1997	Franko	294/171
5,803,522		9/1998	Lisbon	294/171
5,865,494		2/1999	Tipp	294/171
5,881,432		3/1999	Good	16/114
5,992,803		11/1999	LeRoux	248/100
5,996,180		12/1999	Eisenzopf	16/406

FOREIGN PATENT DOCUMENTS

3528037 A1 2/1987 (DE) B65D/33/06
0 085 524 8/1983 (EP) A45F/5/10

* cited by examiner

Primary Examiner—Dominic Simone

(74) *Attorney, Agent, or Firm*—Michael K. Dixon, Esq.;
John S. Pratt, Esq.; Kilpatrick Stockton LLP

(57) **CLAIM**

The ornamental design for a handle, as shown and described.

DESCRIPTION

FIG. 1 is a perspective view of my new design of the handle shown in a folded condition.

FIG. 2 is the front view of the handle of FIG. 1 shown in an open condition, the rear view being the same.

FIG. 3 is the right side view of the handle of FIG. 2, the left side view being the same.

FIG. 4 is the top view of the handle of FIG. 2, the bottom view being the same.

FIG. 5 is a perspective view of my new design of the handle shown in a folded condition.



FIG. 6 is the front view of the handle of FIG. 5 shown in an open position, the rear view being the same.

FIG. 7 is the right side view of the handle of FIG. 6, the left side view being the same; and,

FIG. 8 is the top view of the handle of FIG. 6, the bottom view being the same.

The broken lines of the handle are for illustrative purposes only, and form no part of the claimed design.

1 Claim, 2 Drawing Sheets



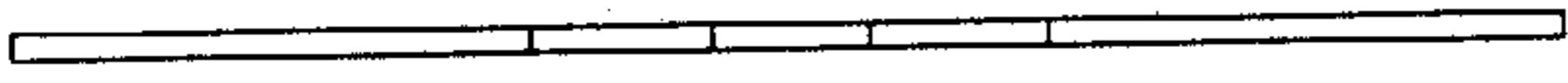


FIG 3

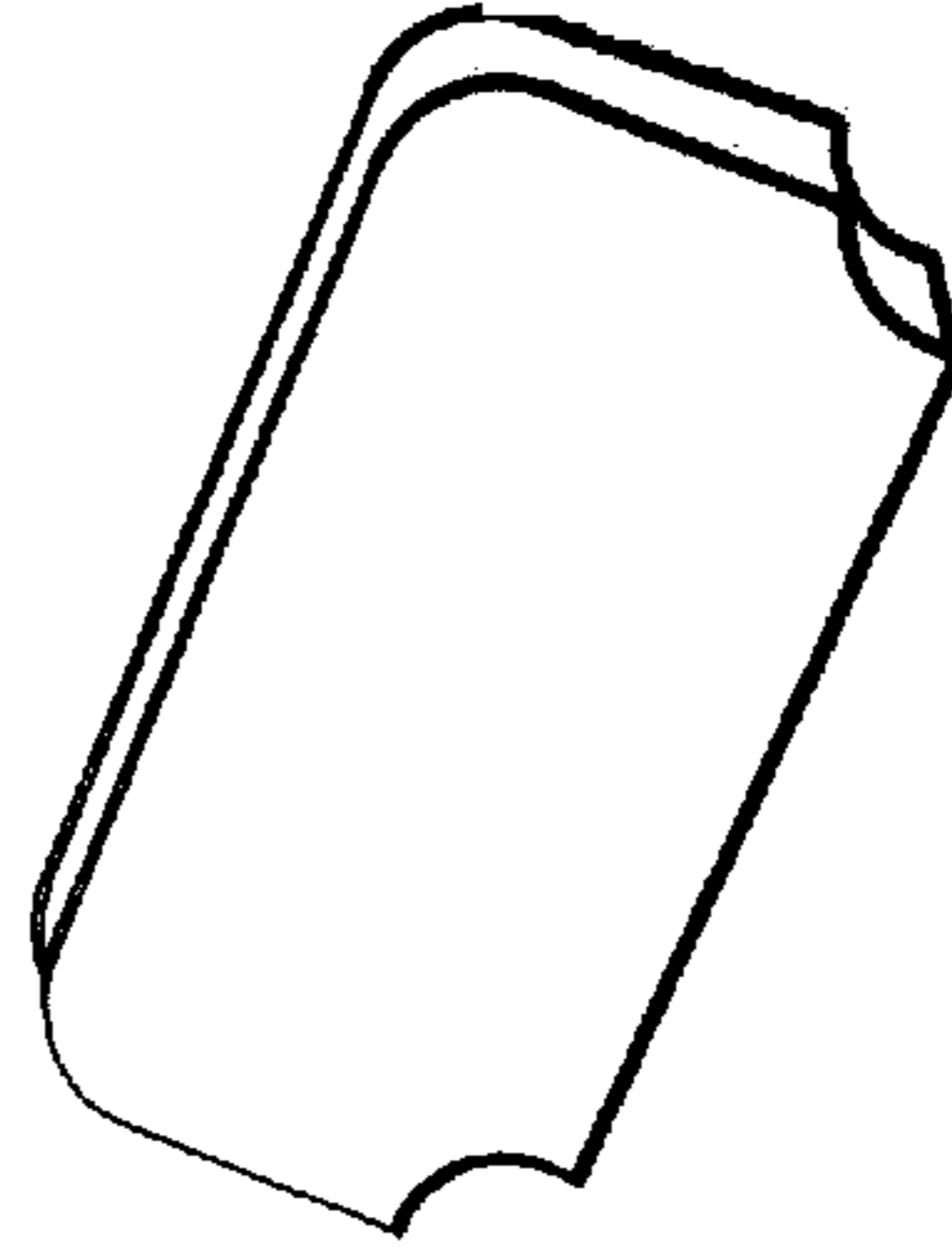


FIG 1

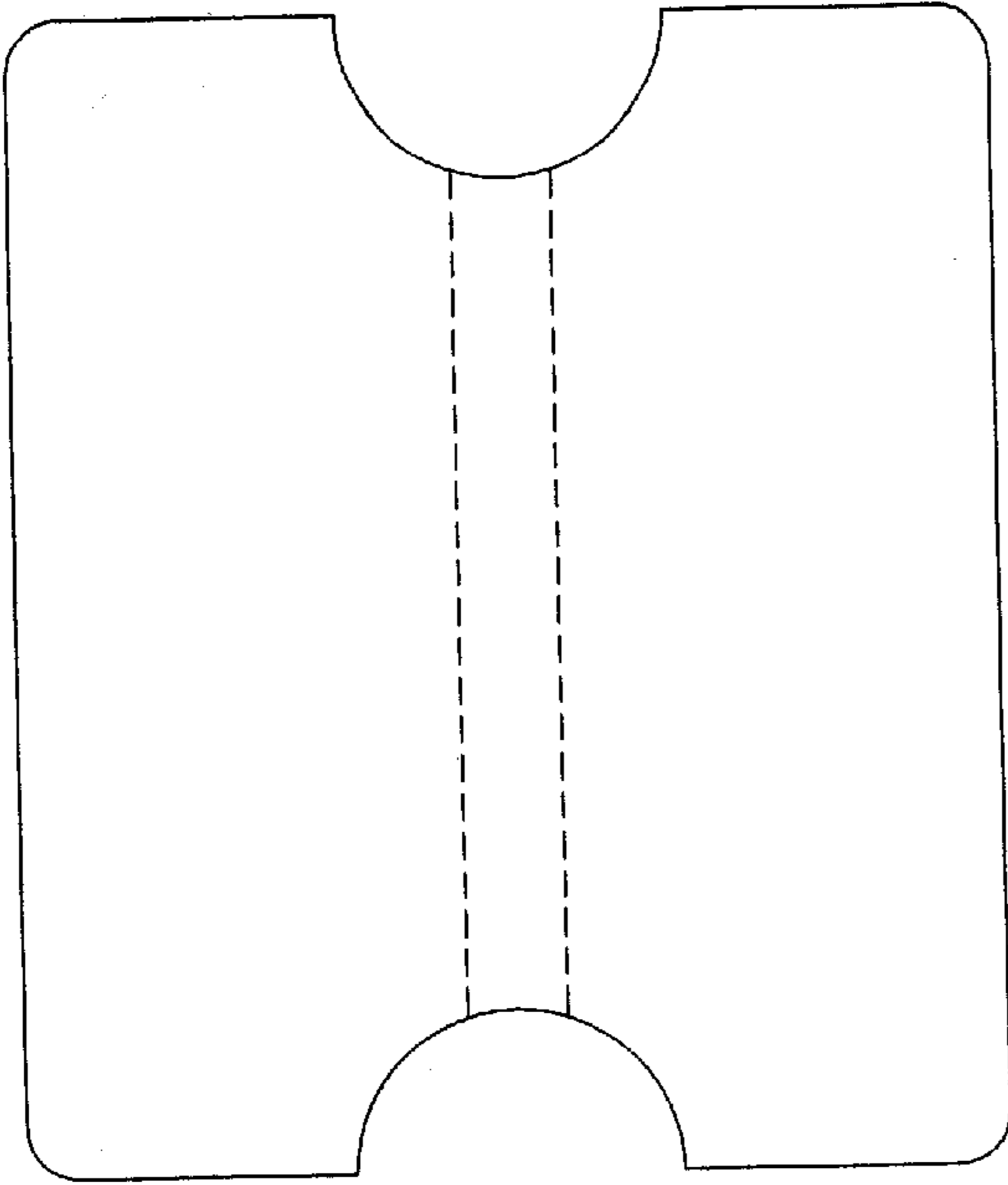


FIG 4



FIG 2




FIG 7

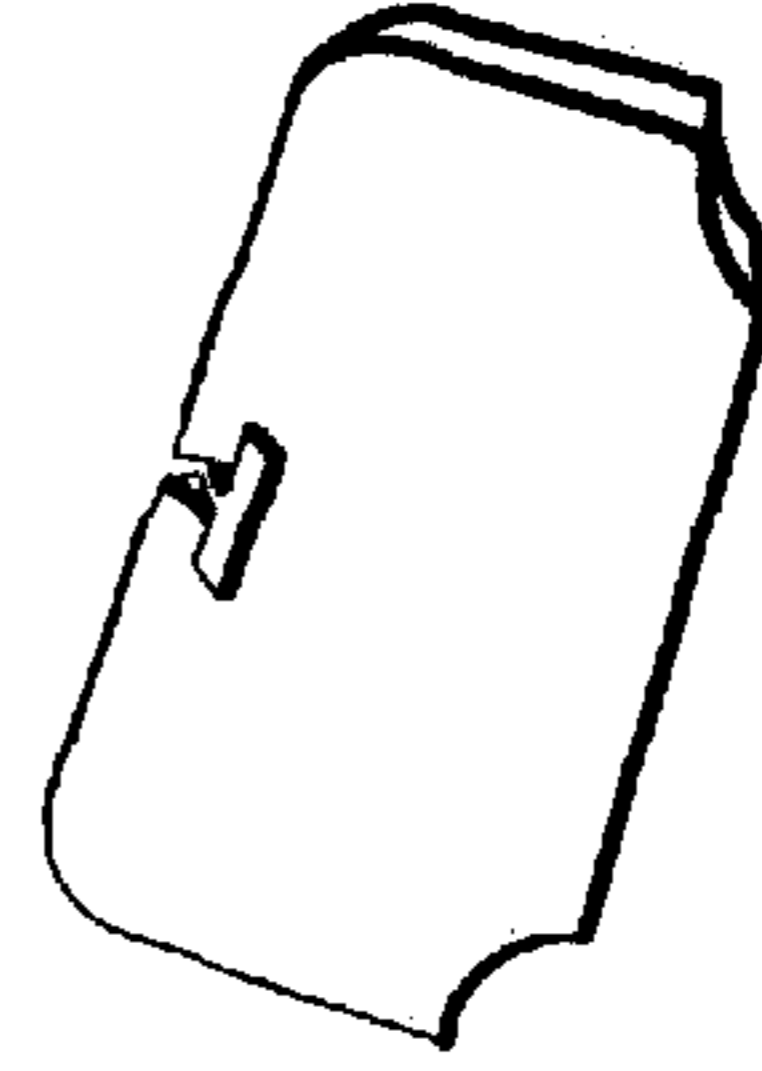


FIG 5

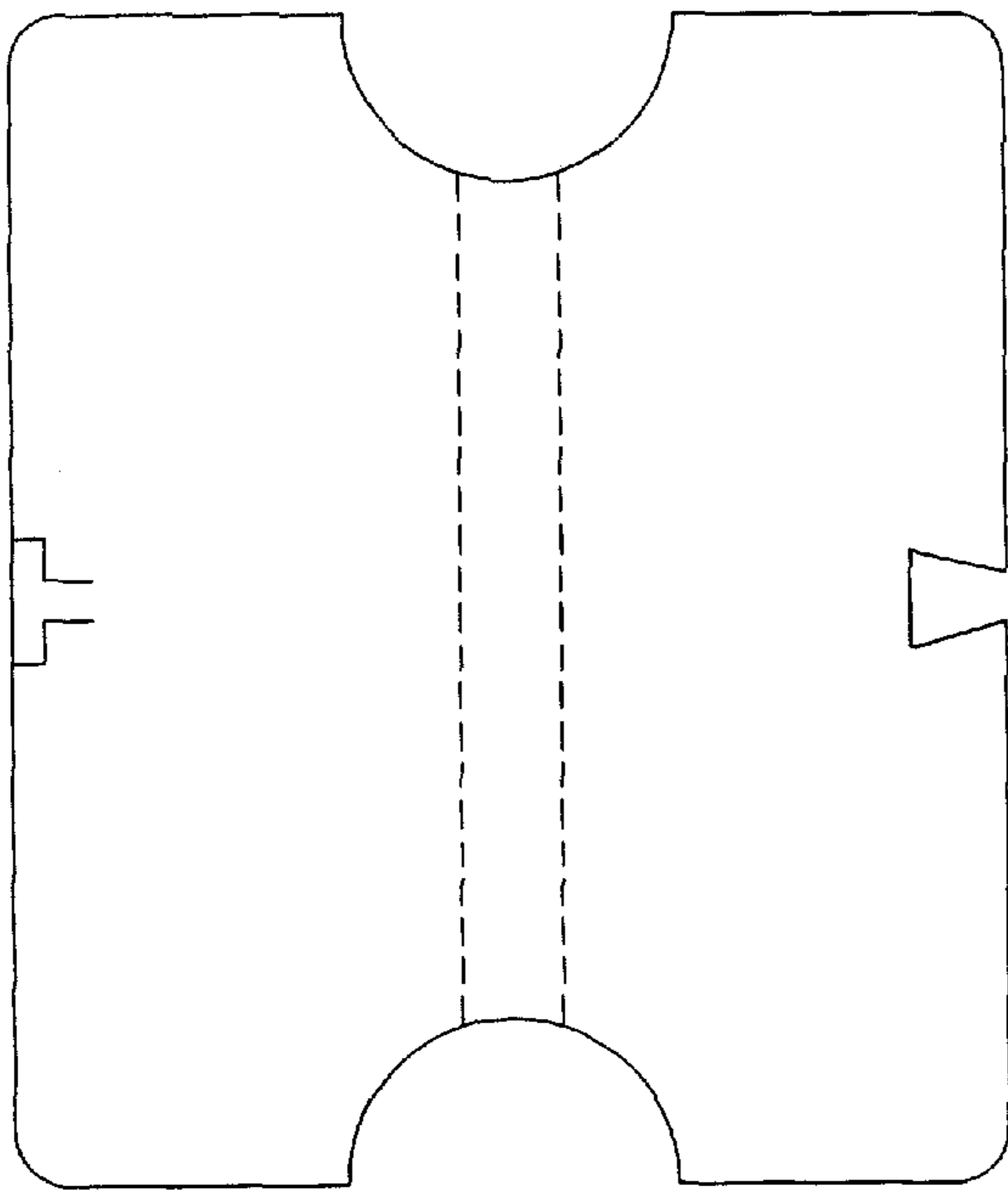


FIG 8



FIG 6

UNITED STATES PATENT AND TRADEMARK OFFICE
CERTIFICATE OF CORRECTION

PATENT NO. : Des. 451,389 S
DATED : December 4, 2001
INVENTOR(S) : Martin R. Bozlee

Page 1 of 1

It is certified that error appears in the above-identified patent and that said Letters Patent is hereby corrected as shown below:

Title page,

Insert -- [62] Divisional of U.S. Patent Application serial no.:
29/119,014, filed on February 22, 2000.

Signed and Sealed this

Twenty-sixth Day of August, 2003

A handwritten signature in black ink, appearing to read "James E. Rogan", written over a horizontal line.

JAMES E. ROGAN
Director of the United States Patent and Trademark Office