



US00D451370B1

(12) **United States Design Patent**
Bao

(10) **Patent No.:** **US D451,370 S**

(45) **Date of Patent:** **** Dec. 4, 2001**

(54) **BRIDGE BOLT**

5,160,284 * 11/1992 Krom 439/797

(76) Inventor: **Frank W. Bao**, 4705 Miami Rd.,
Cincinnati, OH (US) 45243

* cited by examiner

(**) Term: **14 Years**

Primary Examiner—Joel Sincavage
Assistant Examiner—Clare E. Heflin
(74) *Attorney, Agent, or Firm*—Neal O. Willmann

(21) Appl. No.: **29/139,141**

(57) **CLAIM**

(22) Filed: **Mar. 27, 2001**

The ornamental design for a bridge bolt, as shown and described.

(51) **LOC (7) Cl.** **08-08**

(52) **U.S. Cl.** **D8/387**

(58) **Field of Search** D8/382, 387, 385,
D8/386, 392, 393; 411/389, 84, 85, 410,
378, 482

DESCRIPTION

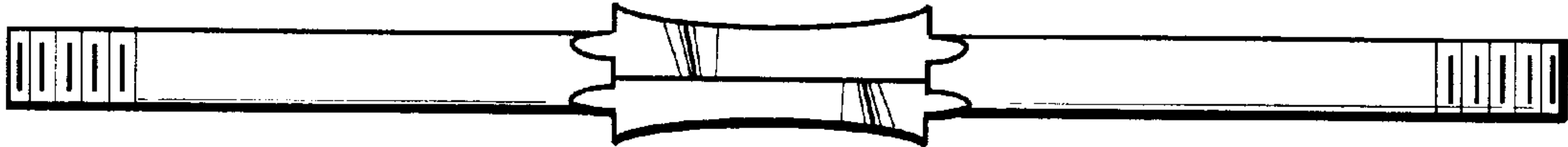
FIG. 1 is a top plan view showing my new design for a bridge bolt;
FIG. 2 is an elevated side view of said bolt, both sides being identical;
FIG. 3 is bottom plan view of said bolt; and,
FIG. 4 is an elevated end view of said bolt, both ends being identical.

(56) **References Cited**

U.S. PATENT DOCUMENTS

- D. 27,066 * 5/1897 Test D8/386
- 2,060,593 * 11/1936 Schaurte et al. 411/378
- 4,923,319 * 5/1990 Dent 403/2

1 Claim, 1 Drawing Sheet



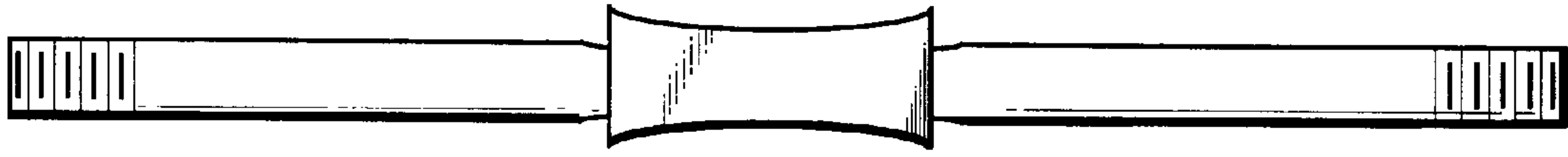


Fig. 1

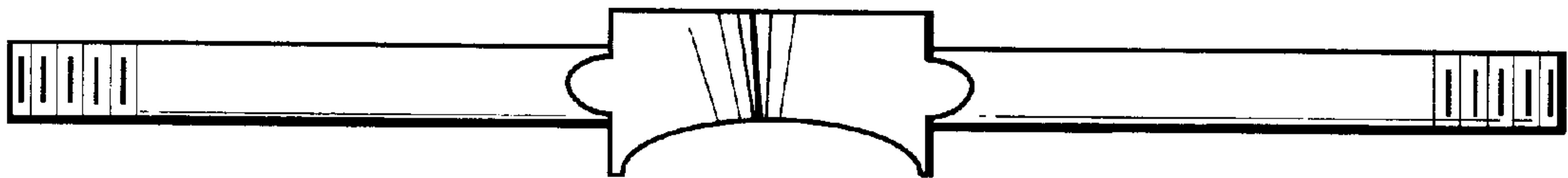


Fig. 2

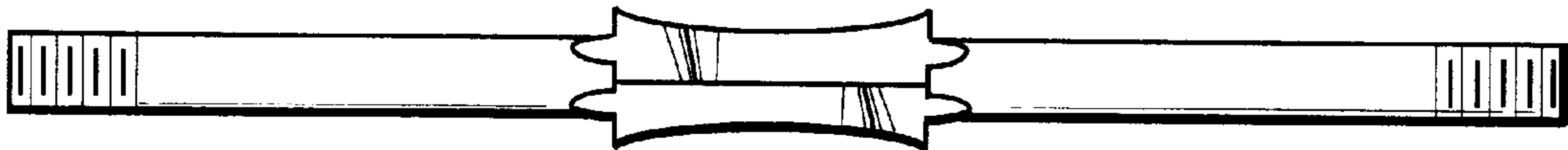


Fig. 3



Fig. 4