



US00D451360B1

(12) **United States Design Patent**  
**Nesseth**

(10) **Patent No.:** **US D451,360 S**

(45) **Date of Patent:** **\*\* Dec. 4, 2001**

(54) **LATCH HANDLE**

(75) **Inventor:** **Jessica L. Nesseth, Rice Lake, WI (US)**

(73) **Assignee:** **Truth Hardware Corporation,**  
**Owatonna, MN (US)**

(\*\*) **Term:** **14 Years**

(21) **Appl. No.:** **29/136,332**

(22) **Filed:** **Jan. 26, 2001**

**Related U.S. Application Data**

(62) Division of application No. 29/109,361, filed on Aug. 13, 1999, now Pat. No. Des. 436,830.

(51) **LOC (7) Cl.** ..... **08-06**

(52) **U.S. Cl.** ..... **D8/302; D8/319; D8/320;**  
**D8/321**

(58) **Field of Search** ..... **D8/301, 302, 315-320,**  
**D8/330, 331, 308, 321; 292/336.3, DIG. 37;**  
**70/208, 224**

(56) **References Cited**

**U.S. PATENT DOCUMENTS**

D. 142,945 \* 11/1945 Borchers .

D. 356,241 \* 3/1995 Decursu ..... D8/302

D. 369,964 \* 5/1996 Decursu et al. .... D8/302

2,304,145 \* 12/1942 Borchers .

3,194,596 \* 7/1965 Jakeway .

4,484,462 \* 11/1984 Berkowitz .

\* cited by examiner

*Primary Examiner*—B. J. Bullock

(74) *Attorney, Agent, or Firm*—Merchant & Gould PC

(57) **CLAIM**

The ornamental design for latch handle, as shown and described.

**DESCRIPTION**

FIG. 1 shows a perspective view of a portion of a latch handle according to the principles of the present invention; FIG. 2 shows a top plan view thereof, a bottom plan view not being shown as it is devoid of ornamentation; FIG. 3 shows a front elevational view thereof; FIG. 4 shows a rear elevational view thereof; and, FIG. 5 shows a right side elevational view thereof, a left side elevational view not being shown as it is a mirror image of the right side elevational view.

**1 Claim, 3 Drawing Sheets**

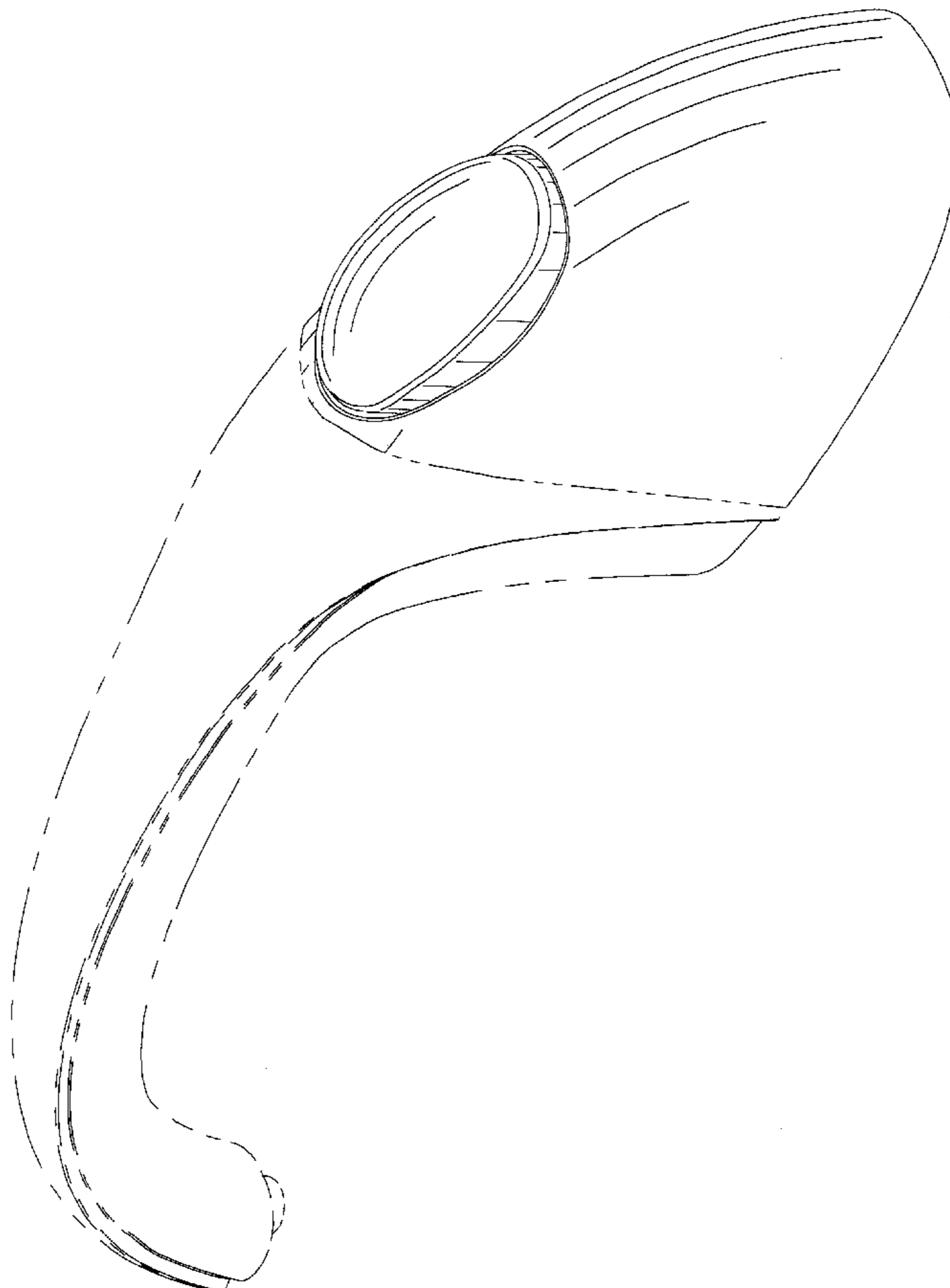
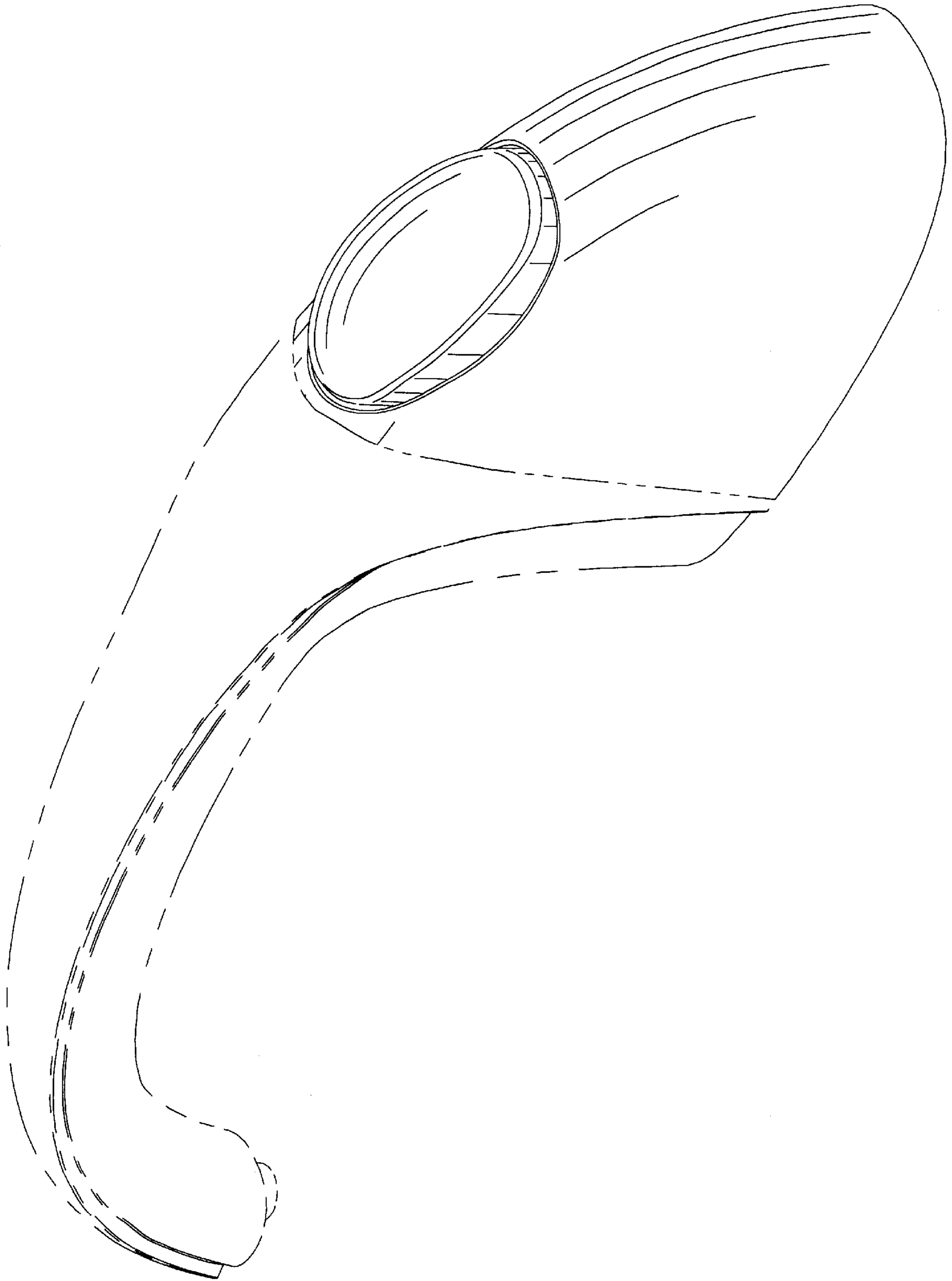


FIG. 1



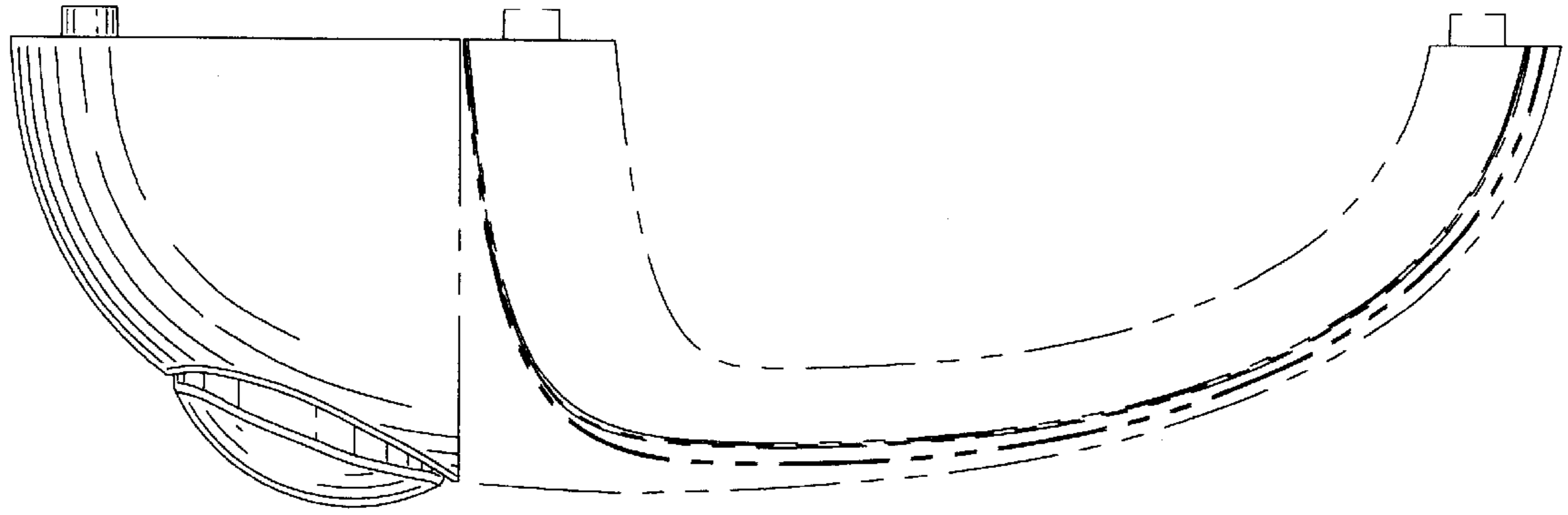


FIG. 5

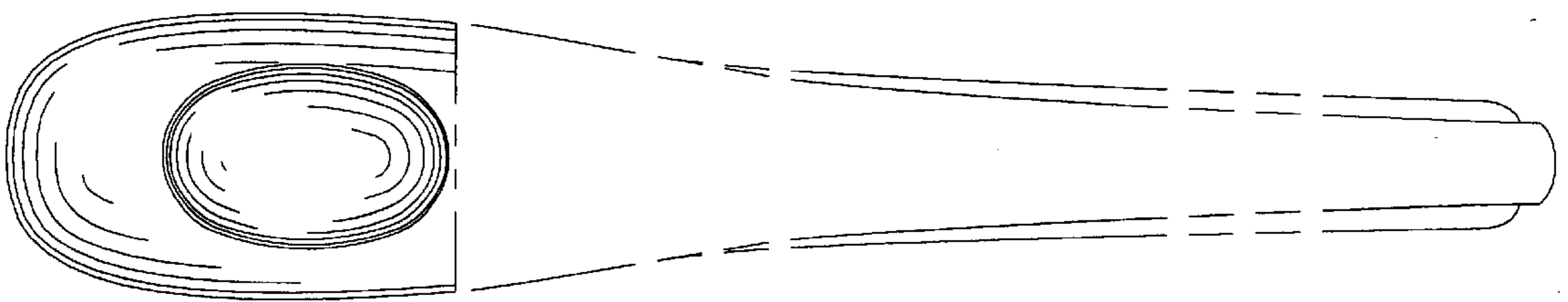


FIG. 2

FIG. 3

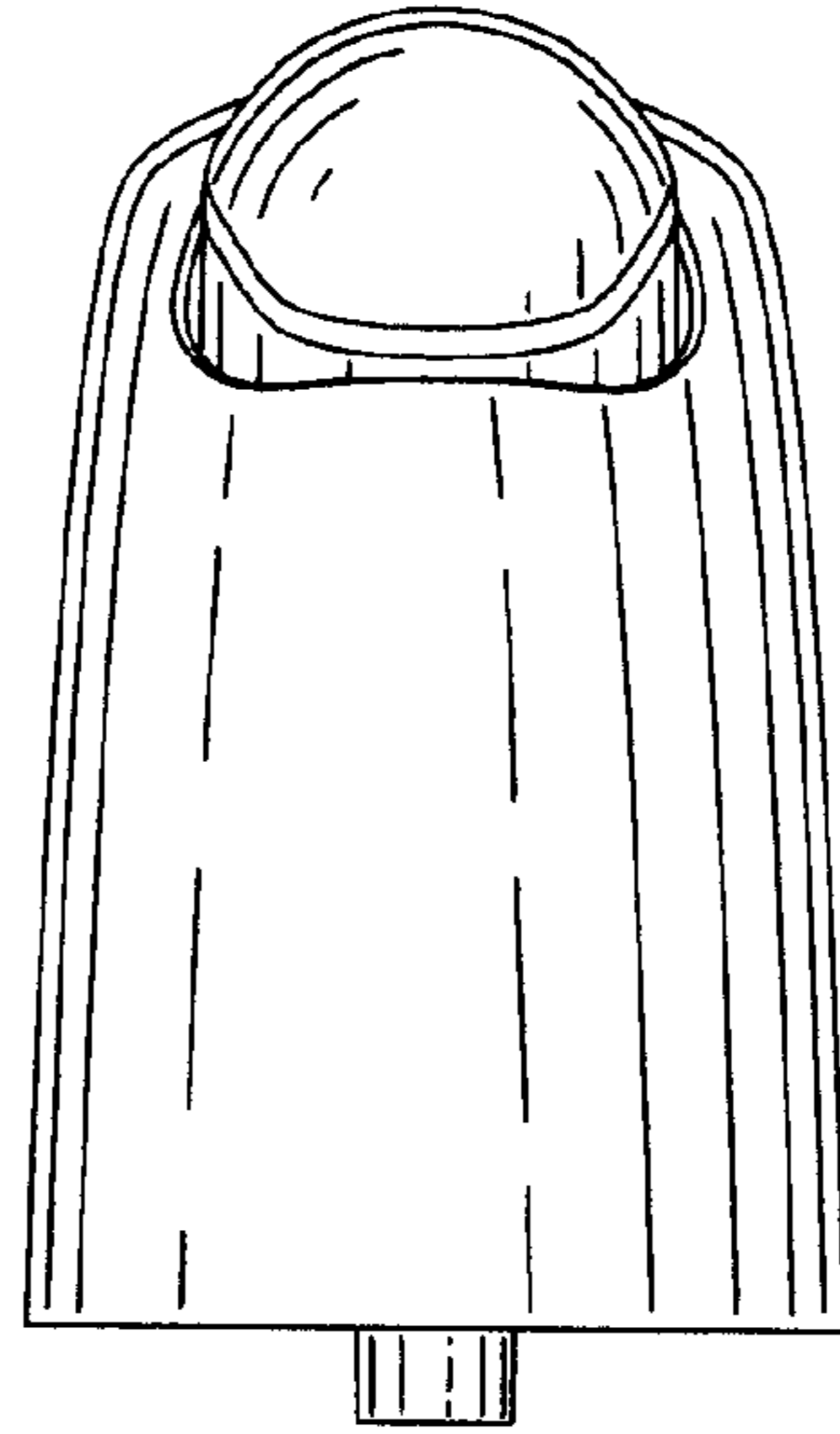


FIG. 4

