



US00D451342B1

(12) **United States Design Patent**  
**Wentland et al.**

(10) **Patent No.:** **US D451,342 S**

(45) **Date of Patent:** **\*\* Dec. 4, 2001**

(54) **UTENSIL HANDLE**

D. 427,850 7/2000 Gasparino et al. .

(75) Inventors: **Elizabeth J. Wentland**, Chicago;  
**Richard L. Sassone**, Elk Grove  
Village; **John E. Armando**, River  
Grove, all of IL (US)

\* cited by examiner

*Primary Examiner*—Terry A. Wallace

(74) *Attorney, Agent, or Firm*—Wolf, Greenfield & Sacks,  
P.C.

(73) Assignee: **World Kitchen, Inc.**, Elmira, NY (US)

(57) **CLAIM**

(\*\*) Term: **14 Years**

The ornamental design for a utensil handle, as shown and  
described.

(21) Appl. No.: **29/135,484**

**DESCRIPTION**

(22) Filed: **Jan. 12, 2001**

(51) **LOC (7) Cl.** ..... **07-02**

(52) **U.S. Cl.** ..... **D7/395**

(58) **Field of Search** ..... D7/393-395, 642-664,  
D7/681-697, 401.2; D8/107; 16/110.1,  
430, 431, 436; 30/147-150, 322-328, 340

FIG. 1 is a side, top perspective view of the utensil handle  
showing our new design, the broken lines showing the  
attached neck, spade portion and aperture in the handle are  
for illustrative purposes only and form no part of the claimed  
design;

FIG. 2 is a top view thereof;

FIG. 3 is a bottom view thereof;

FIG. 4 is a right side view thereof;

FIG. 5 is a left side view thereof;

FIG. 6 is a front view thereof; and,

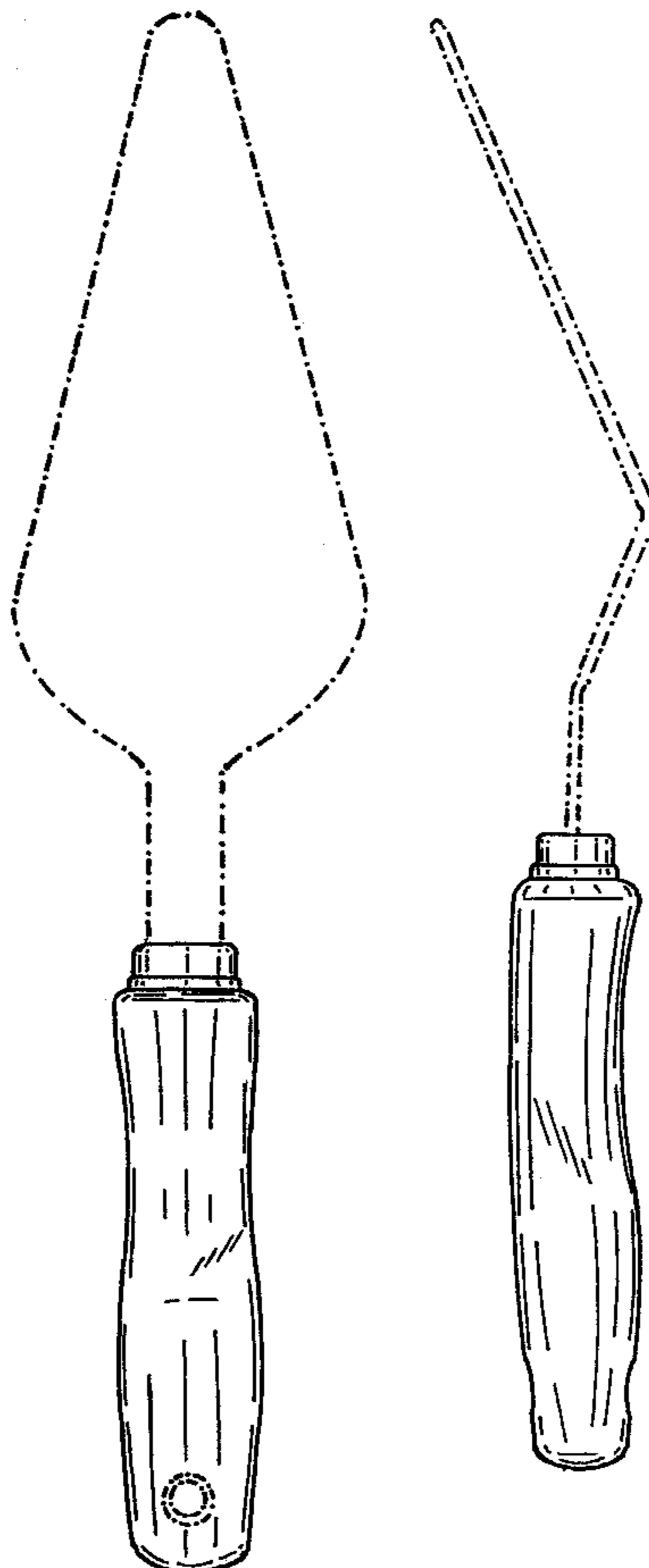
FIG. 7 is a rear view thereof.

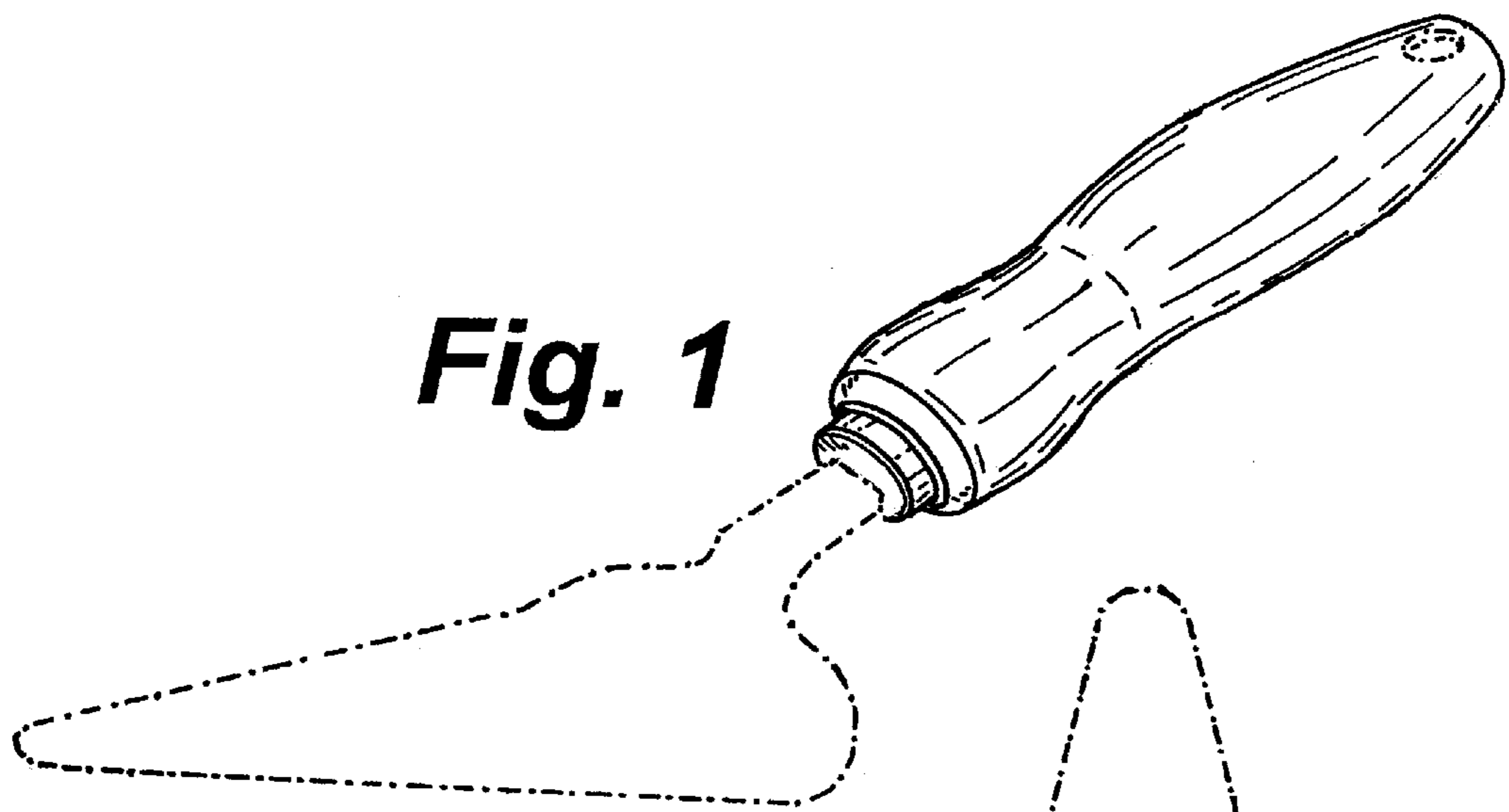
(56) **References Cited**

**U.S. PATENT DOCUMENTS**

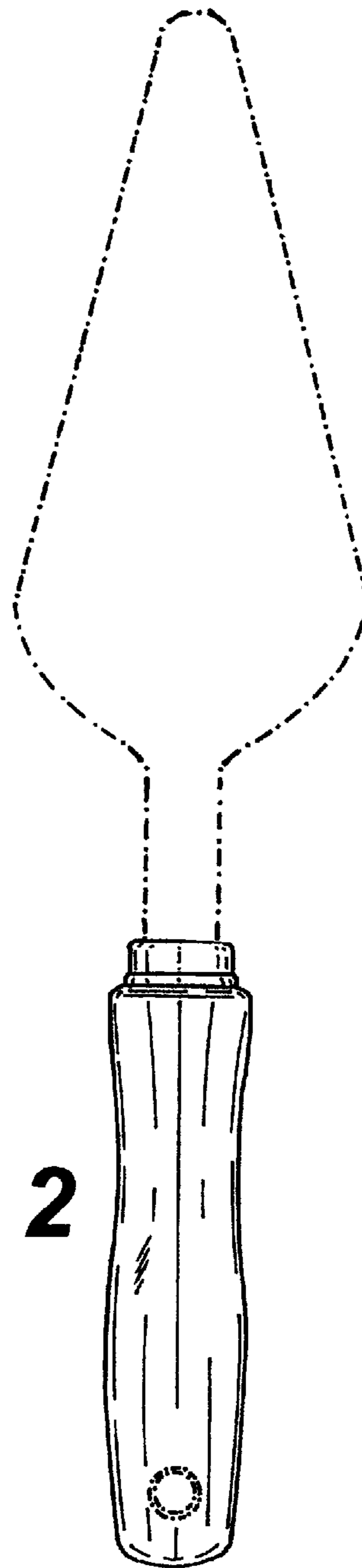
- D. 104,484 \* 5/1937 Weinig ..... D7/395
- D. 149,677 \* 5/1948 Roblin ..... D7/395
- D. 353,514 \* 12/1994 Sheldon ..... D7/401.2
- D. 427,849 7/2000 Gasparino et al. .

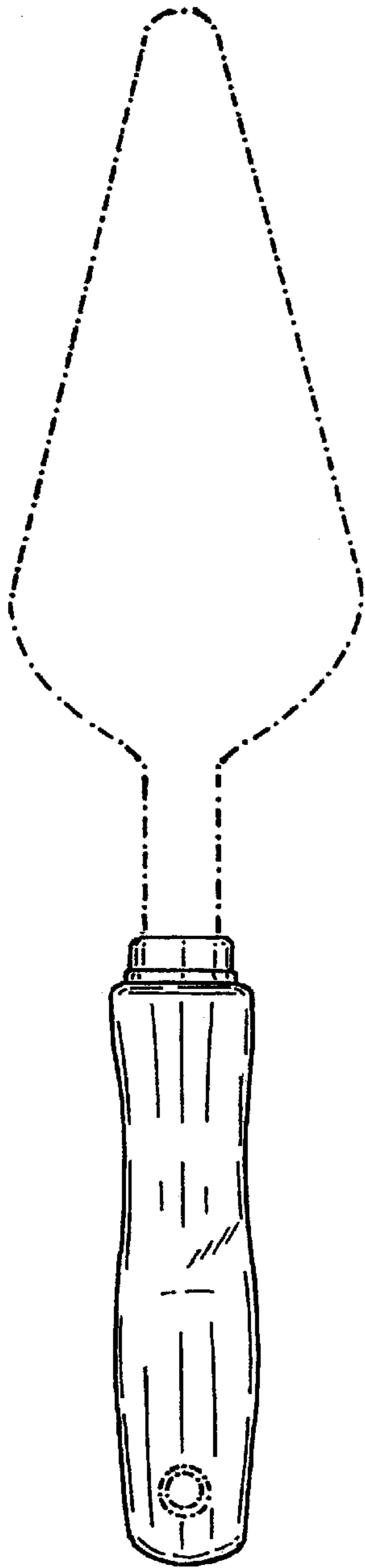
**1 Claim, 2 Drawing Sheets**



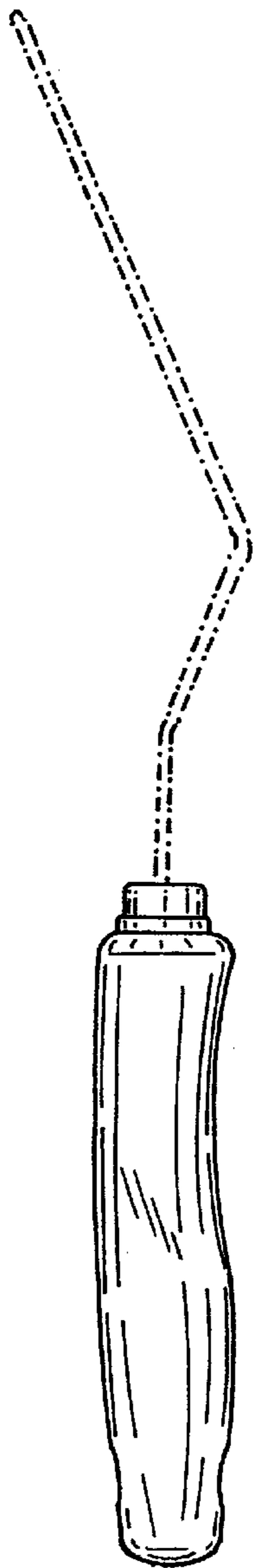


**Fig. 2**

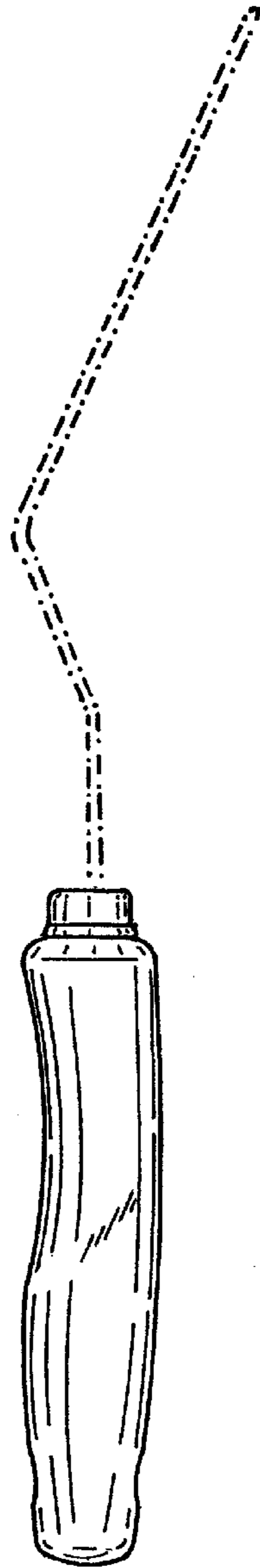




**Fig. 3**



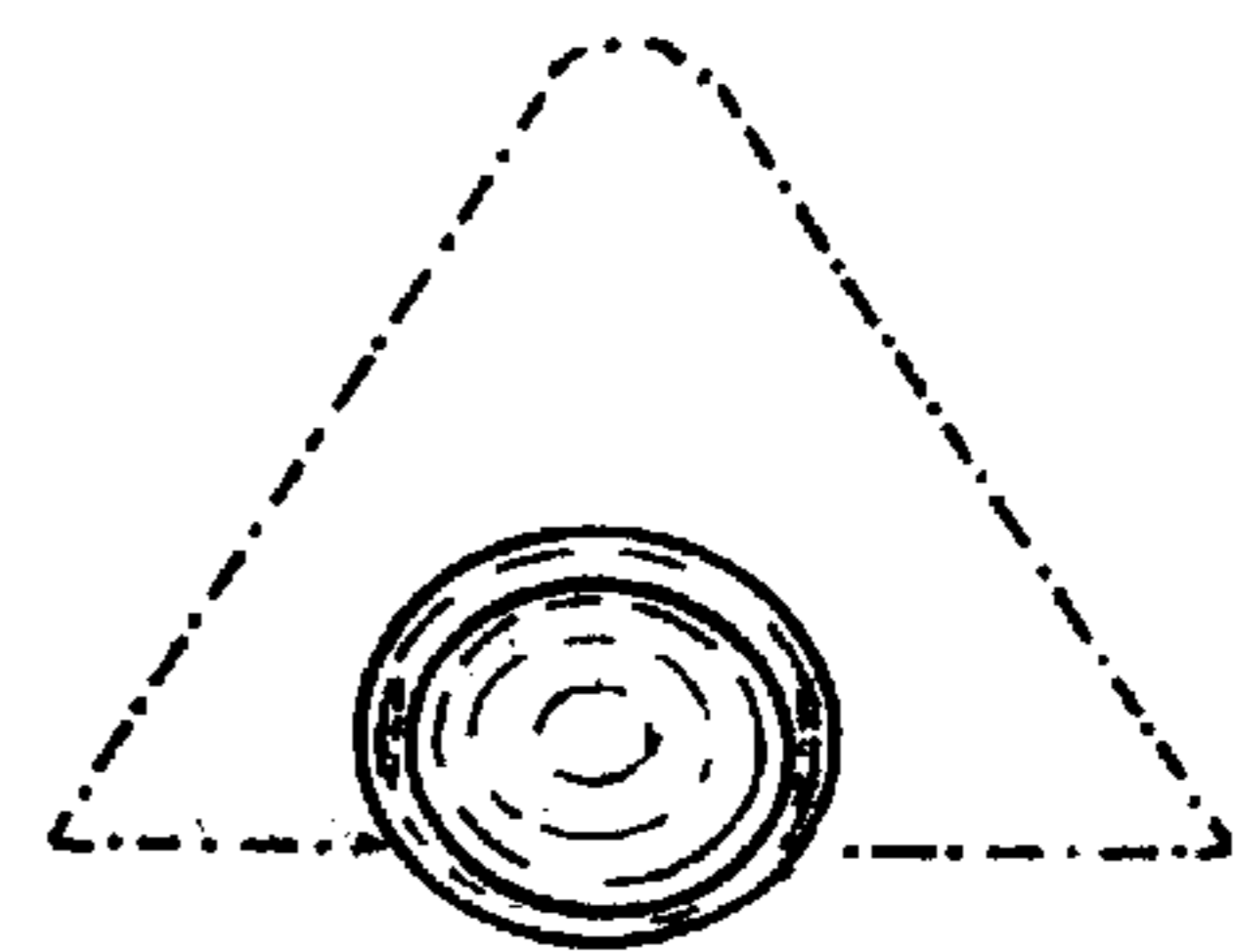
**Fig. 4**



**Fig. 5**



**Fig. 6**



**Fig. 7**