



US00D451327B1

(12) **United States Design Patent**
Lai

(10) **Patent No.:** **US D451,327 S**

(45) **Date of Patent:** **** Dec. 4, 2001**

(54) **RACK DEVICE FOR USE IN THE BATHROOM**

(76) **Inventor:** **Ming-Hsiao Lai**, 8-26, Lane 2, Kung Chi Village, Ta Tsuen Hsiang, Chang-Hua Hsien (TW)

(**) **Term:** **14 Years**

(21) **Appl. No.:** **29/127,922**

(22) **Filed:** **Aug. 15, 2000**

(51) **LOC (7) Cl.** **06-04**

(52) **U.S. Cl.** **D6/549**

(58) **Field of Search** D6/546-50, 518, D6/522-24; D8/300, 315-21, 354, 363, 373, 380; 108/28-29; 211/13.1, 16, 60.1, 86.01, 87.01, 88.04, 100, 105.1-105.2, 123, 181.1, 182; 248/175, 176.1, 251, 302; 16/110.1, 412, 415

(56) **References Cited**

U.S. PATENT DOCUMENTS

- D. 41,567 * 7/1911 Barker et al. D6/549
- D. 101,658 * 10/1936 Weber D8/305
- D. 274,123 * 6/1984 Tegner D8/316

- D. 301,200 * 5/1989 Jans D8/305
- D. 416,992 * 11/1999 Neufeld et al. D6/550 X
- D. 417,995 * 12/1999 Chen D6/550
- D. 426,095 * 6/2000 Chen D6/549
- D. 427,471 * 7/2000 Chen D6/549
- D. 429,998 * 8/2000 Snell D8/363
- D. 438,776 * 3/2001 Boscherini D8/316

* cited by examiner

Primary Examiner—Brian N. Vinson

(74) *Attorney, Agent, or Firm*—Harrison & Egbert

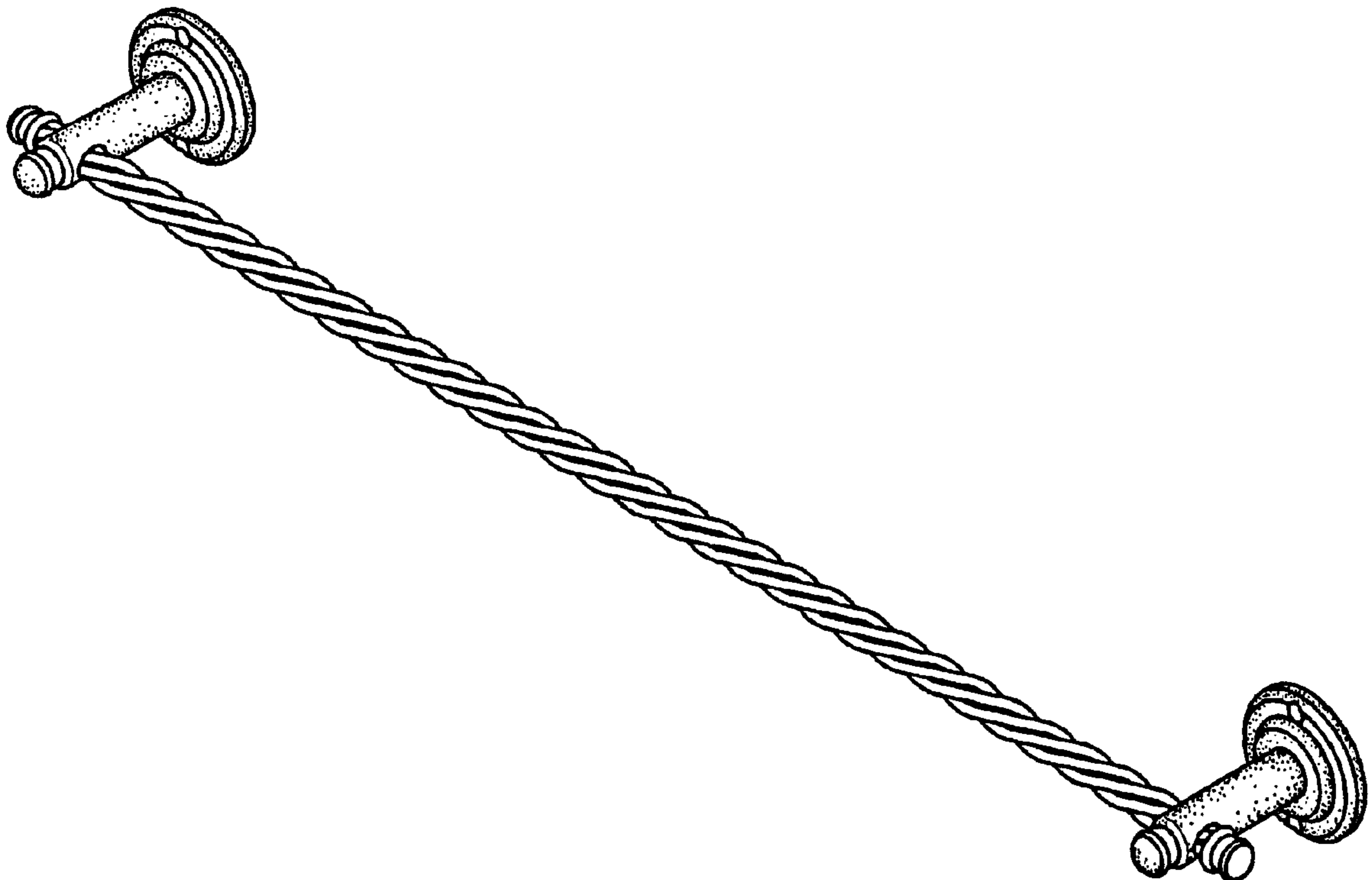
(57) **CLAIM**

I claim the ornamental design for a rack device for use in the bathroom, as shown and described.

DESCRIPTION

FIG. 1 is an upper perspective view of the rack device for use in the bathroom showing my design.
 FIG. 2 is a front view thereof;
 FIG. 3 is a back view thereof;
 FIG. 4 is a side view thereof;
 FIG. 5 is an opposite side view thereof;
 FIG. 6 is a top view thereof; and,
 FIG. 7 is a bottom view thereof.

1 Claim, 4 Drawing Sheets






FIG.1



FIG. 2




FIG. 3

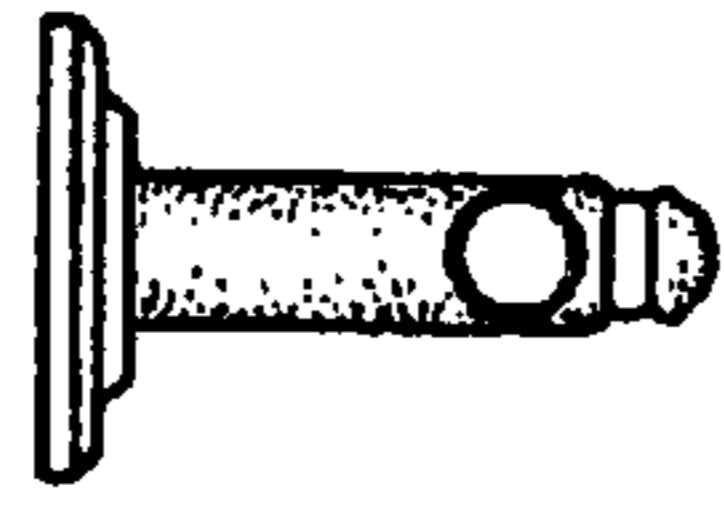


FIG. 4

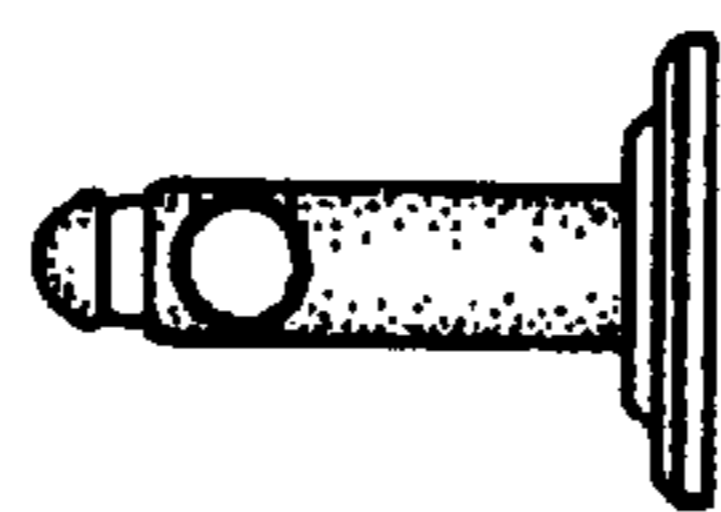


FIG. 5




FIG. 6




FIG. 7